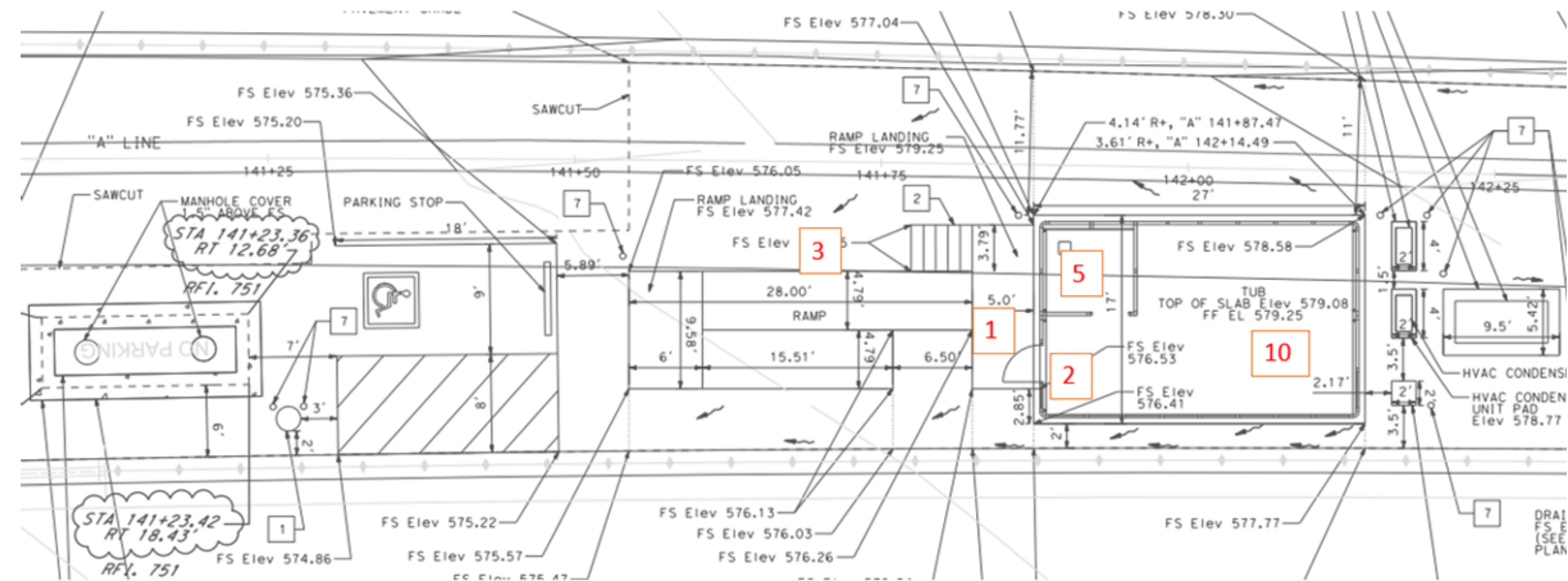


# Evaluation of Physical Barriers – TUB-2

Address: Located in the median of State Route 91 freeway

Evaluation Date: 07-19-2021



FLOOR PLAN OF TUB-2



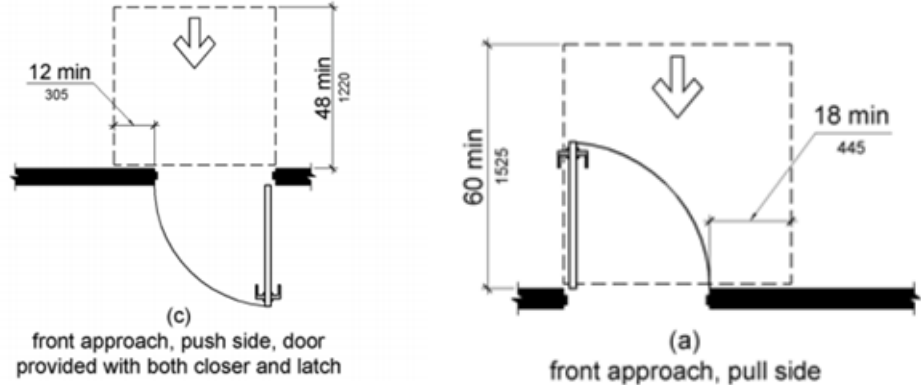
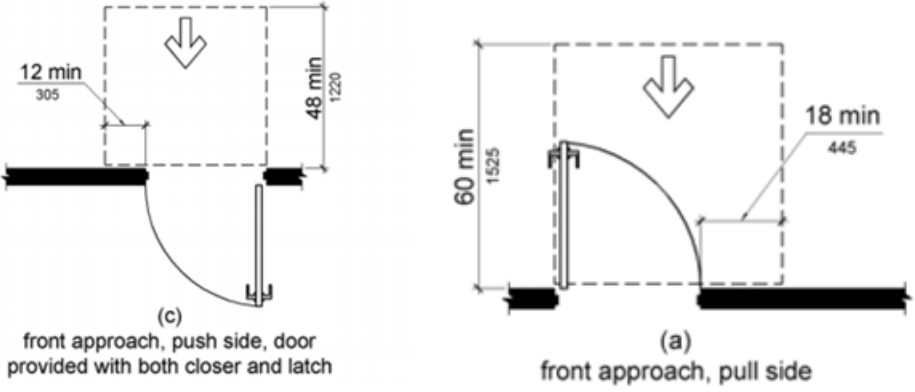

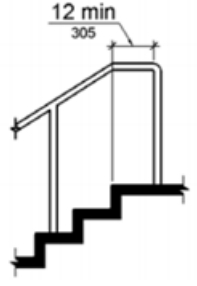
These elements were assessed to identify any physical barriers:


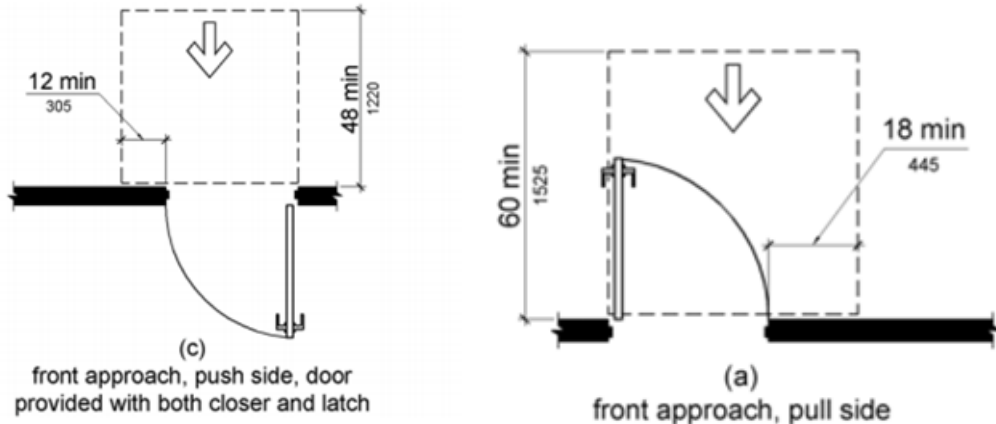
1. Entry door
2. Exit door (Same as above)
3. Exterior Accessible route
4. Common Use Areas (not shown)
5. Restrooms
6. Break room (Not applicable)
7. Conference Room/Meeting room (Not applicable)
8. Fire Alarm (not shown)
9. Signage (not shown)
10. Employee Work Area

Year Constructed: 2017

Applicable ADA Standards: DOT's ADA Standards (2006) and DOJ 2010 ADA Standards.

Note: Criteria used to assess the elements were based on DOJ 2010 standards, DOT's ADA standards (2006).

Issues/ Barriers Identified	Recommendations	Comments/ ADA Requirements
<p><b>1. Entry Doors</b></p> <p>i. International Symbol of Accessibility (ISA) sign is missing at the accessible entry door.</p> <p>ii. Maneuvering clearance for the main entry/exit door from inside is reduced by the fire extinguishing apparatus to 9 inches instead of the required 12 inches. Maneuvering clearance for the restroom door is also impeded.</p>	<p>Provide a tactile and visual sign containing raised characters and Braille lettering signs.</p> <p>Relocate apparatus to provide maneuvering clearances required for exiting the space and for entering the toilet room/ or provide automatic door openers</p>	<p>216.2 Designations. Interior and exterior signs identifying permanent rooms and spaces shall comply with 703.1, 703.2, and 703.5.</p> <p>404.3.2 Maneuvering Clearance. Clearances at power-assisted doors and gates shall comply with 404.2.4. Clearances at automatic doors and gates without standby power and serving an accessible means of egress shall comply with 404.2.4. EXCEPTION: Where automatic doors and gates remain open in the power-off condition, compliance with 404.2.4 shall not be required.</p>  <p>Figure 404.2.4.1 Maneuvering Clearances at Manual Swinging Doors and Gates</p>
<p><b>2. Exit Doors</b></p>		Single entry/exit door. See above.
<p><b>3. Exterior Accessible route</b></p>		
<p>i. Handrail extension at top of ramp and stair does not comply with the minimum 12 inch extension requirement on either side. Bottom rail extension is OK.</p> 	<p>Provide compliant handrail extensions.</p>	 <p>Figure 505.10.2 Top Handrail Extension at Stairs</p>  <p>Figure 505.10.1 Top and Bottom Handrail Extension at Ramps</p>

Issues/ Barriers Identified	Recommendations	Comments/ ADA Requirements
<b>4. Common Use Areas</b>		
a. Controls for lighting and thermostats etc.		No issues found
<b>5. Restrooms</b>		
i. International Symbol of Accessibility (ISA) sign is missing at the restroom.	Provide a tactile and visual sign containing raised characters and Braille lettering signs. The unisex toilet room is sized to accommodate accessibility requirements	216.2 Designations. Interior and exterior signs identifying permanent rooms and spaces shall comply with 703.1, 703.2, and 703.5
ii. Maneuvering clearance to the restroom door from inside is blocked by the storage unit  	Relocate storage unit to provide at least 12 inches clearance on the latch side.	 <p>Figure 404.2.4.1 Maneuvering Clearances at Manual Swinging Doors and Gates</p>
<b>6. Break Room</b>		Not applicable
<b>7. Conference Meeting Rooms</b>		Not applicable
<b>8. Fire Alarm</b>		No issues found
i. Fire alarm devices shall be tested for compliance to ADA standard 702.1		<p>It is assumed that permanently installed audible and visible alarms comply with NFPA 72 and California building code requirements, and that maintenance and testing are performed by trained persons to ensure safe and reliable operations of the system.</p> <p>ADA Standards require that the maximum allowable sound level of audible notification appliances complying with section 4-3.2.1 of NFPA 72 (1999 edition) shall have a sound level no more than 110 dB at the minimum hearing distance from the audible appliance.</p>
<b>9. Signage</b>		
i. Accessibility signage is not provided on the exit door.	Provide tactile sign containing raised characters and Braille lettering at designated exit doors	216.4.1 Exit Doors. Doors at exit passageways, exit discharge, and exit stairways shall be identified by tactile signs complying with 703.1, 703.2, and 703.5.
<b>10. Employee Work Areas</b>		No issues found