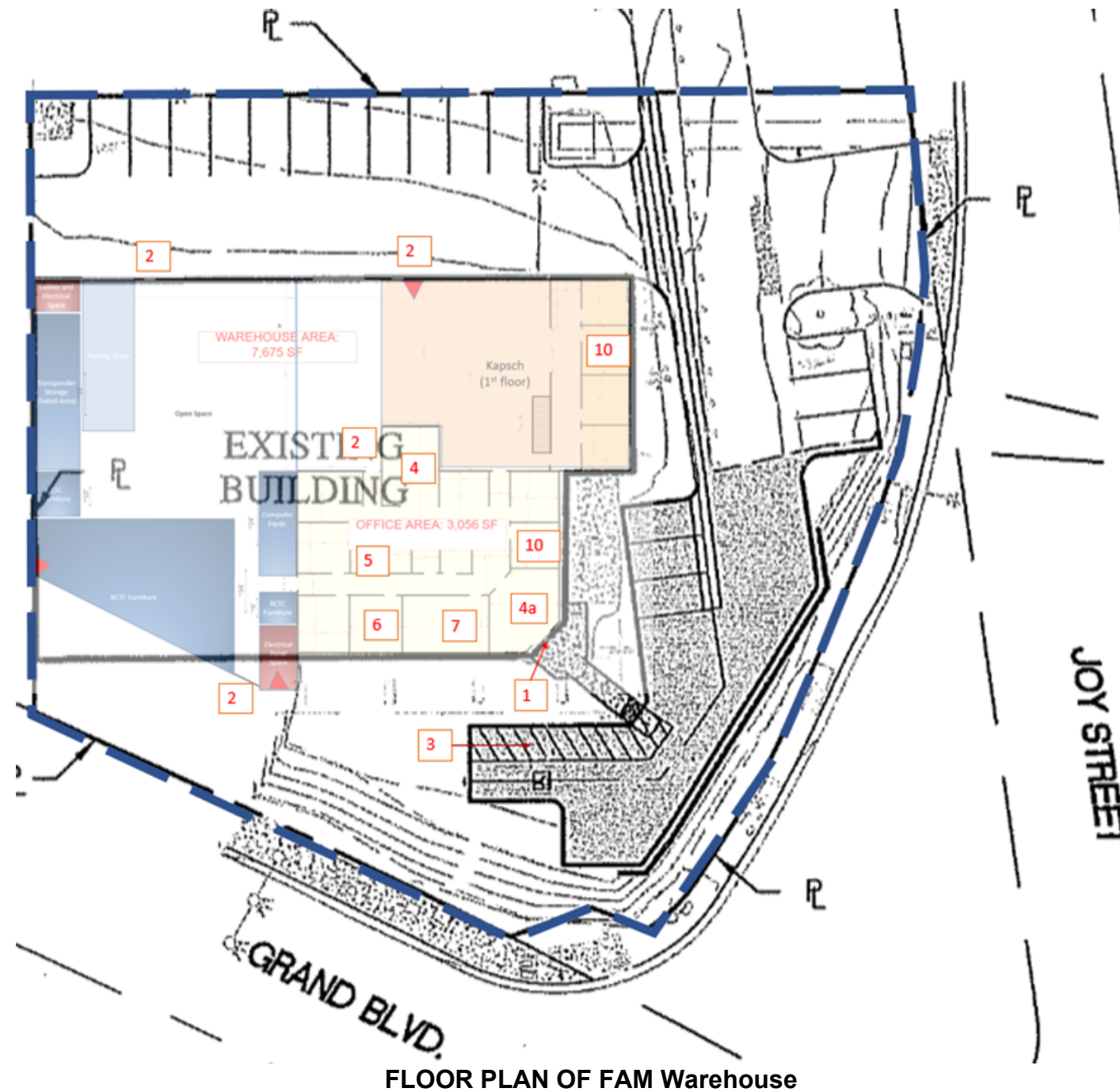


## Evaluation of Physical Barriers – FAM Warehouse

Address: 120, N Joy Street, Corona, CA 92879

Evaluation Date: 07-13-2021



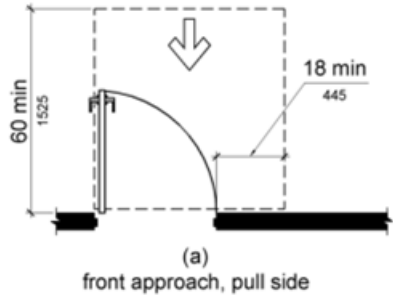
These elements were assessed to identify any physical barriers:


1. Entry doors
2. Exit doors
3. Exterior Accessible route
4. Common Use Areas
  - a. Entry Lobby
  - b. Corridors
  - c. Controls for light, thermostat, etc.
5. Restrooms
6. Break room
7. Conference Room/Meeting room
8. Fire Alarm (not shown)
9. Signage (not shown)
10. Employee Work Area

**Year Renovated/Constructed: 2018**


**Applicable ADA Standards:** DOT's ADA Standards (2006) and DOJ 2010 ADA Standards.

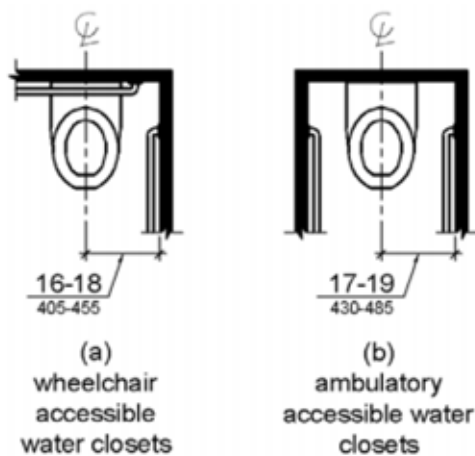
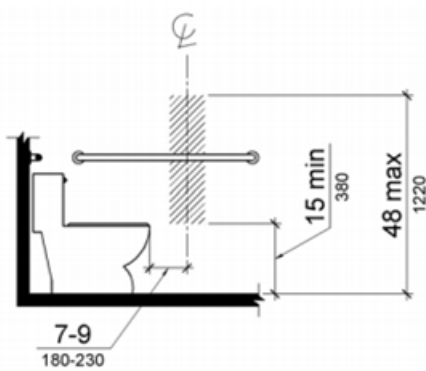
**Note:** Criteria used to assess the elements were based on DOJ 2010 standards, DOT's ADA standards (2006).


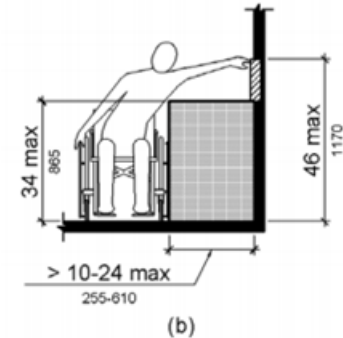
Issues/ Barriers Identified	Recommendations	Comments/ ADA Requirements
<b>1. Entry Doors</b>		
i. Directional signage pointing to the main accessible entry door is missing on rear restricted entry doors.	Provide directional signage pointing to the accessible entry at all inaccessible doors	216.6 Entrances. Where not all entrances comply with 404, entrances complying with 404 shall be identified by the International Symbol of Accessibility complying with 703.7.2.1. Directional signs complying with 703.5 that indicate the location of the nearest entrance complying with 404 shall be provided at entrances that do not comply with 404. 216.4.3 Directional Signs. Signs required by section 1003.2.13.6 of the International Building Code (2000 edition) or section 1007.7 of the International Building Code (2003 edition) (incorporated by reference, see "Referenced Standards" in Chapter 1) to provide directions to accessible means of egress shall comply with 703.5.
ii. Exterior rear entry door (restricted entry) to Kapsch area is not an accessible door.	Provide ADA compliant hardware, landings, and clearances at the door. Provide directional signage pointing to the accessible door at all other inaccessible doors. Directional signage to the main accessible door should be provided outside and International Symbol of Accessibility signage should be provided at restricted entry/exit door when it is made accessible.	206.4.7 Restricted Entrances. Where restricted entrances are provided to a building or facility, at least one restricted entrance to the building or facility shall comply with 404.
<b>2. Exit Doors</b>		
i. Fire extinguisher is mounted in the maneuvering clearance of exit door from corridor to main lobby.	Relocate the fire extinguisher to provide 18 inches on latch side of the door	 <p>(a) front approach, pull side</p>
ii. Secondary exit door from office area to Kapsch area is not accessible due to incorrect hardware that needs twisting and pulling of the doorknob.	Replace current hardware with ADA compliant hardware.	Advisory 404.2.7 Door and Gate Hardware. Door hardware that can be operated with a closed fist or a loose grip accommodates the greatest range of users. Hardware that requires simultaneous hand and finger movements require greater dexterity and coordination and is not recommended.


Issues/ Barriers Identified		Recommendations	Comments/ ADA Requirements
iii.	Office area doors leading to the warehouse are not accessible and they also serve as the second means of egress doors. Level difference on the threshold of the doors exceeds 1/2".	Make door hardware, including thresholds accessible and then provide ADA compliant exit signage at designated exit routes.	203.9 Employee Work Areas. Spaces and elements within employee work areas shall only be required to comply with 206.2.8, 207.1, and 215.3 and shall be designed and constructed so that individuals with disabilities can approach, enter, and exit the employee work area.
iv.	Emergency evacuation of occupants with disabilities is not considered if there is an unfortunate event and the only accessible exit becomes unavailable.	Provide an accessible secondary means of egress. See item 2-iii above. See Attachment 9, Action Plan.	Advisory 105.2.4 ICC/IBC. International Building Code (IBC)-2000 (including 2001 Supplement to the International Codes) and IBC-2003 are referenced for means of egress, areas of refuge, and railings provided on fishing piers and platforms. At least one accessible means of egress is required for every accessible space and at least two accessible means of egress are required where more than one means of egress is required.
<b>3. Exterior Accessible route</b>			
i.	<p>The security gate is on the accessible entry ramp which has a gentle slope less than five percent. There is no flat landing provided to operate the sliding security gate.</p> 	If the security gate is to be opened by security personnel only, then there is no action. If other employees are allowed to operate the gate, then the gate needs to be moved to a location where there is a flat landing area on each side of the door.	404.1 General. Doors, doorways, and gates that are part of an accessible route shall comply with 404. EXCEPTION: Doors, doorways, and gates designed to be operated only by security personnel shall not be required to comply with 404.2.7, 404.2.8, 404.2.9, 404.3.2 and 404.3.4 through 404.3.7. Advisory 404.1 General Exception. Security personnel must have sole control of doors that are eligible for the Exception at 404.1. It would not be acceptable for security personnel to operate the doors for people with disabilities while allowing others to have independent access.



Issues/ Barriers Identified	Recommendations	Comments/ ADA Requirements
<b>4. Common Use Areas</b>		
a. Entry Lobby		No issues found
b. Corridors		No issues found
c. Print Room		No print room
d. Controls for lighting and thermostats etc.		No issues found.
<b>5. Restrooms</b>		
i. International Symbol of Accessibility (ISA) sign is missing at the Restrooms which are not currently accessible, but toilet rooms for men and women are sized to accommodate accessibility requirements	Provide a tactile sign containing raised characters and Braille lettering signs.	216.2 Designations. Interior and exterior signs identifying permanent rooms and spaces shall comply with 703.1, 703.2, and 703.5
ii. Paper Towel dispenser in restrooms is located at 55 inches height which is not compliant with ADA requirements.	Lower the unit to 48 inch height which is the maximum allowed for accessible equipment.	Advisory 606.1 General. If soap and towel dispensers are provided, they must be located within the reach ranges specified in 308. Locate soap and towel dispensers so that they are conveniently usable by a person at the accessible lavatory.
iii. There is no grab bar on the rear wall of the restrooms 	Provide grab bars on the rear walls of both restrooms.	604.8.1.5 Grab Bars. Grab bars shall comply with 609. A side-wall grab bar complying with 604.5.1 shall be provided and shall be located on the wall closest to the water closet. In addition, a rear-wall grab bar complying with 604.5.2 shall be provided.
iv. Flush control is not on the open side in the women's restroom	Modify flush control to be on the open side.	604.6 Flush Controls. Flush controls shall be hand operated or automatic. Hand operated flush controls shall comply with 309. Flush controls shall be located on the open side of the water closet except in ambulatory accessible compartments complying with 604.8.2.

Issues/ Barriers Identified	Recommendations	Comments/ ADA Requirements
<p>v. Centerline of water closet is at 20.5 inches from the side wall. It needs to be a maximum of 18 inches and a minimum of 16 inches to comply with 2010 ADA standards, Figure 604.2</p>	<p>Reduce the distance of WC from the side wall by building out the wall and relocating the grab bar.</p>	 <p style="text-align: center;"><b>Figure 604.2</b> <b>Water Closet Location</b></p>
<p>vi. The unisex toilet is not accessible and directional signage to accessible toilets are missing</p>	<p>Directional sign for accessible toilets should be provided.</p>	<p>The unisex toilet services the warehouse which is not designed for accessibility. Employee work areas within the warehouse are required to be on the accessible route, and accessible toilets are required.</p>
<p>vii. Toilet paper dispenser in the women's room is too close from the edge of seat (less than 6 inches) and does not comply with requirements of 2010 ADA standards, Figure 604.7.</p>	<p>Relocate toilet paper dispenser.</p>	 <p style="text-align: center;"><b>Figure 604.7</b> <b>Dispenser Outlet Location</b></p>

Issues/ Barriers Identified	Recommendations	Comments/ ADA Requirements
<p><b>6. Break Room\</b></p> <p>i. Break Room Counters: Obstructed high side reach over 36 inch high and 25.5 inch deep break room counter does not comply with 308.3.2.</p> 	<p>Modify break room counter to allow compliant access to the sink faucet and operable parts/ controls that are at the back of counters</p>	<p>308.3.2 Obstructed High Reach. Where a clear floor or ground space allows a parallel approach to an element and the high side reach is over an obstruction, the height of the obstruction shall be 34 inches (865 mm) maximum and the depth of the obstruction shall be 24 inches (610 mm) maximum.</p>  <p><b>308.3.2</b></p>
<p>ii. A 36 inches wide accessible route to the break room counter is not available due to sofa reducing the width to 30 inches</p>	<p>Relocate furniture to provide a 36 inch wide accessible route.</p>	
<b>7. Conference Meeting Rooms</b>		No issues found
<b>8. Fire Alarm</b>		
<p>No visual fire alarm is provided.</p>	<p>When alarm systems are installed, upgraded, or replaced systems must have both audible and visible notification devices. The flash rate must be between one and two flashes per second. The color must be either clear or white</p>	<p><b>215.3</b> If an employee work area has audible alarm coverage, the wiring of the alarm system should be designed to easily support the installation of visible alarms if needed by an employee with a disability</p>
<b>9. Signage</b>		
<p>i. Accessibility signage is not provided on the exit door through the Kapsch area on the outside (nor on the inside). However, the door is currently inaccessible.</p>	<p>Provide tactile sign containing raised characters and Braille lettering at designated exit doors and restricted accessible entry doors when the door is made accessible.</p>	<p>216.6 Entrances. Where not all entrances comply with 404, entrances complying with 404 shall be identified by the International Symbol of Accessibility complying with 703.7.2.1. Directional signs complying with 703.5 that indicate the location of the nearest entrance complying with 404 shall be provided at entrances that do not comply with 404.</p>

Issues/ Barriers Identified	Recommendations	Comments/ ADA Requirements
ii. ADA compliant signs identifying accessible means of egress doors are missing at all interior doors leading through the restricted entry warehouse which is currently inaccessible.	Provide ADA compliant exit signs at all designated accessible exit doors. Provide tactile sign containing raised characters and Braille lettering at the designated exit door.	216.4.1 Exit Doors. Doors at exit passageways, exit discharge, and exit stairways shall be identified by tactile signs complying with 703.1, 703.2, and 703.5.
<b>10. Employee Work Areas</b>		
i. Kapsch area offices are not on an accessible route.	Provide accessible route	203.9 Employee Work Areas. Spaces and elements within employee work areas shall only be required to comply with 206.2.8, 207.1, and 215.3 and shall be designed and constructed so that individuals with disabilities can approach, enter, and exit the employee work area.
ii. The unoccupied upper floor is not accessible. 	Access to other work areas should be provided. See Attachment 9, Action Plan for recommended action.	Advisory 203.9 Employee Work Areas. Although areas used exclusively by employees for work are not required to be fully accessible, consider designing such areas to include non-required turning spaces, and provide accessible elements whenever possible. Under the ADA, employees with disabilities are entitled to reasonable accommodations in the workplace; accommodations can include alterations to spaces within the facility. Designing employee work areas to be more accessible at the outset will avoid more costly retrofits when current employees become temporarily or permanently disabled, or when new employees with disabilities are hired. Contact the Equal Employment Opportunity Commission (EEOC) at <a href="http://www.eeoc.gov">www.eeoc.gov</a> for information about title I of the ADA prohibiting discrimination against people with disabilities in the workplace.