

Evaluation of Physical Barriers- Moreno Valley / March Field Station




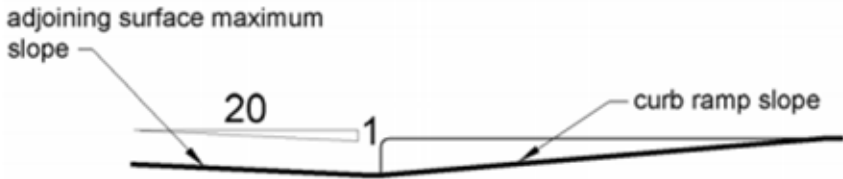
Address: 14160 Meridian Pkwy, Riverside, CA 92518


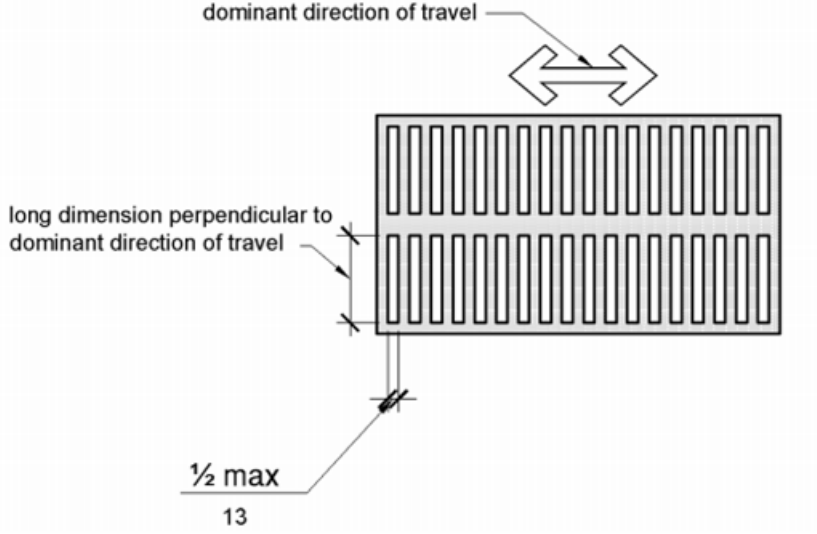
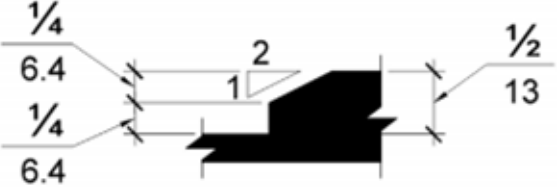

Evaluation Date: 08-05-2021




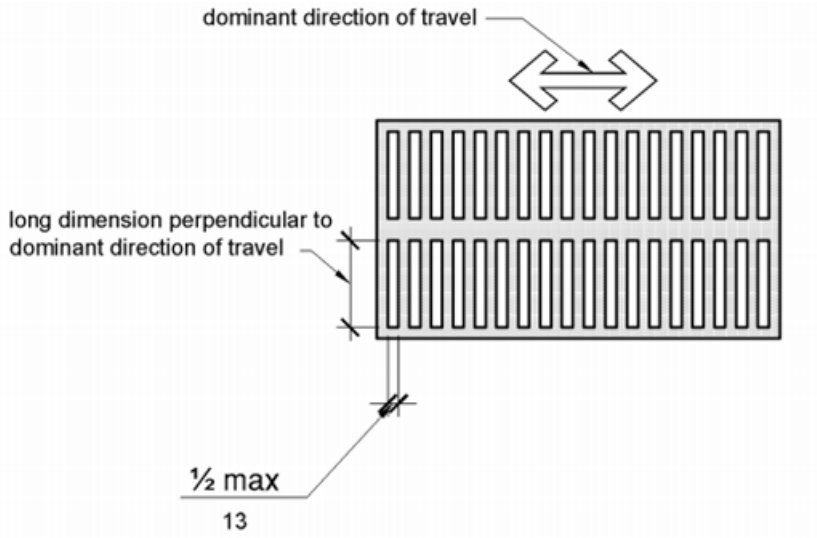
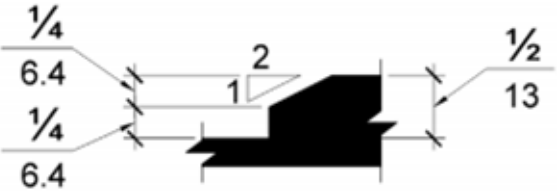

- These elements were assessed to identify any physical barriers:
- 1. Curb ramps (1a, 1b, 2a, 2b, 3a-3b, 4a-4b, 5a- 5b)
 - 2. Pedestrian road crossings
 - a. Pedestrian push button signals (where applicable)
 - 3. Accessible routes
 - a. Walking surfaces
 - b. Elevators
 - c. Pedestrian Bridge
 - d. Stairs
 - e. Ramps
 - 4. Platforms
 - a. Walking surfaces
 - b. Mini High platforms and ramps
 - 5. Pedestrian rail crossings
 - 6. Access to public amenities
 - a. Ticket Vending/validation machines (TVM),
 - b. Drinking fountain
 - c. Communication Systems- passenger information phones, blue emergency phones, yellow call boxes, service phones, emergency phones.
 - d. Trash cans,
 - e. Vending machines
 - f. Benches
 - 7. Accessible parking spaces
 - 8. Bus stops
 - 9. Signage
 - 10. Public Address Systems
 - 11. Staff facilities
 - a. Security Staff Facility
 - b. Dumpster
 - c. Storage and Maintenance Building
 - d. Staff Toilet


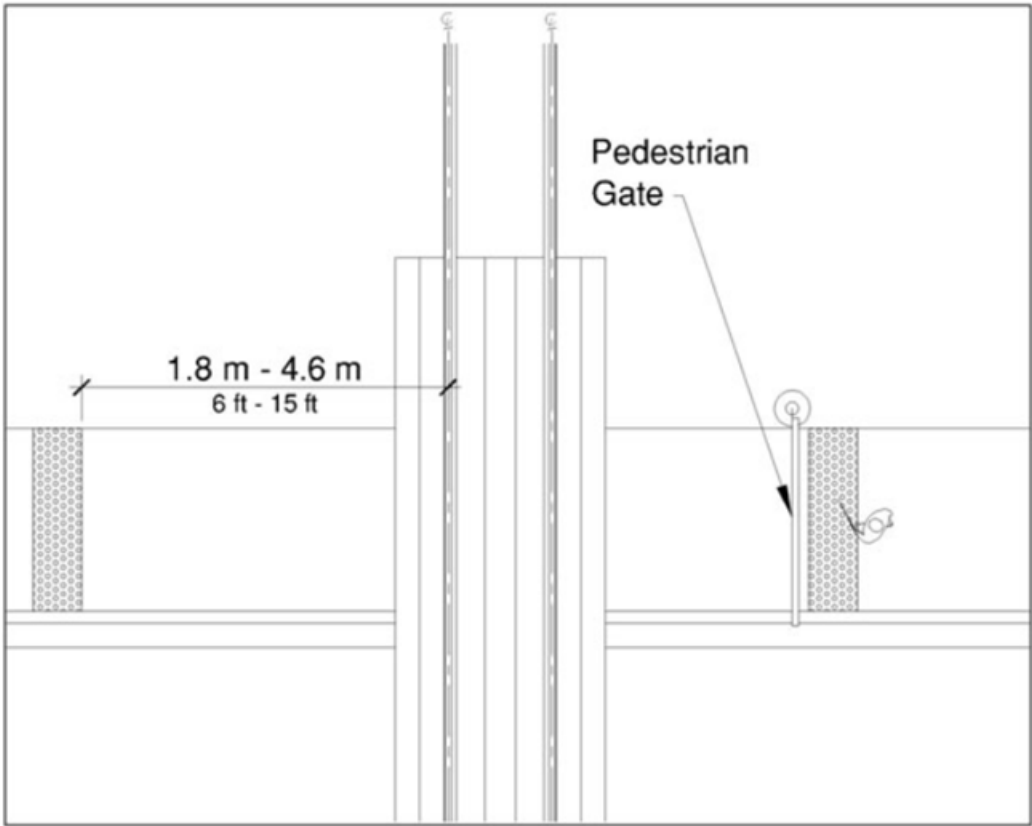
Year of Construction: Station- 03/12/2010
Applicable ADA Standards: DOT's ADA standards (2006), and DOJ 2010 ADA Standards.
Note: Criteria used to assess the elements were based on DOJ 2010 standards, DOT's ADA standards (2006), DIB 82-06, and PROWAG



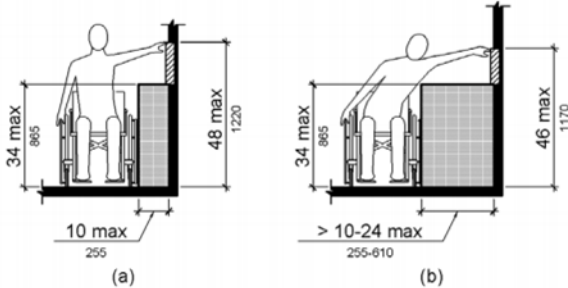
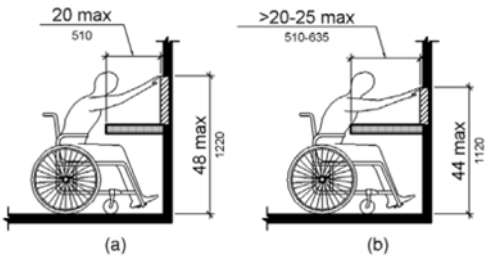
| Issues | Recommendations | Comments |
|--|-------------------------|--|
| <p>1. Curb Ramps</p> <p>1a, 1c - OK 1b -Trip hazard due to level change in Detectable Warning Surface (DWS) tile 2a- Trip hazard due to level change in DWS. 2b, 2c – OK 3a - Trip hazards due to level change in DWS. Level change at the concrete base needs maintenance. Cross slope of curved ramp may exceed 2%. 4a, 4b-OK 5a, 5B – Not on an accessible route yet. No issues found.</p> <p>Need to verify slope of the gutters at all curb ramps adjoining gutters with properly sized instrument</p> <div>   </div> <div>  </div> | <p>See Item 3 below</p> | <div>  <p>Figure 406.2 Counter Slope of Surfaces Adjacent to Curb Ramps</p> </div> <p>This evaluation does not include curb ramps outside the RCTC boundary. RCTC is not responsible for maintaining the accessible routes outside of RCTC boundary.</p> <p>When repairs begin, use proper and precise instruments (4-foot smart level and 2-foot smart level) to fit within the curb ramp width and the adjacent gutter to measure ramp slopes, cross slopes, and counter slopes at all curb ramps (all stations). The long slope of ramp shall not exceed 1:12 (8.33%). Slope of flared sides shall not exceed 1:10 (10%), the gutter slope shall not exceed 1:20 (5%). Cross slope of the ramp and landing shall not exceed 1:50 (2%)</p> <p>Use smart level instruments, calibrated in accordance with manufacturer’s instructions before taking measurements.</p> |


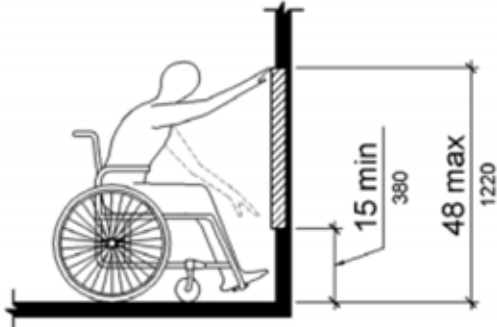
| Issues | Recommendations | Comments |
|--|--|---|
| 2. Pedestrian Road crossings | | |
| No issues found with pedestrian crossings on the accessible routes 3a-3b and 4a-4b. | | |
| a) Pedestrian Push Button- Not Applicable | No action by RCTC | |
| 3. Accessible Routes | | |
| a) Walking surface | | |
| <p>Aisles at the ADA parking spots have level changes where asphalt is higher than the concrete</p>  | <p>Examine all parking aisles, accessible routes, and curb ramps.</p> <p>Every joint deeper than $\frac{1}{4}$" and wider than $\frac{1}{2}$" shall be filled.</p> <p>Every level change along the accessible route greater than $\frac{1}{4}$" and less than $\frac{1}{2}$" height needs to be beveled (1:2) slope or repaired.</p> <p>Every level change greater than $\frac{1}{2}$" needs to have a ramped surface (1:12) slope.</p> |  <p>Figure 302.3 Elongated Openings in Floor or Ground Surfaces</p>  <p>Figure 303.3 Beveled Change in Level</p>  <p>Figure 303.2 Vertical Change in Level</p> |

| Issues | Recommendations | Comments |
|----------------------|-----------------|----------|
| b) Elevator | | |
| Not Applicable | | |
| c) Pedestrian Bridge | | |
| Not Applicable | | |
| d) Stairs | | |
| No issues found | | |
| e) Ramps | | |
| No issues found | | |


| Issues | Recommendations | Comments |
|--|---|---|
| 4. Platforms | | |
| a. Walking Surfaces | | |
| <p>General: Joints and gaps in concrete to be repaired or maintained for compliance with 302.3, 303.2, and 303.3.</p>  | <p>Examine all pedestrian routes and repair all cracks.</p> <p>Every joint in concrete deeper than ¼" and wider than ½" shall be filled.</p> <p>Every level change along the accessible route greater than ¼" and less than ½" height needs to be beveled (1:2) slope or repaired.</p> <p>Every level change greater than ½" needs to have a ramped surface (1:12) slope.</p> |  <p>Figure 302.3 Elongated Openings in Floor or Ground Surfaces</p>  <p>Figure 303.3 Beveled Change in Level</p>  <p>Figure 303.2 Vertical Change in Level</p> |



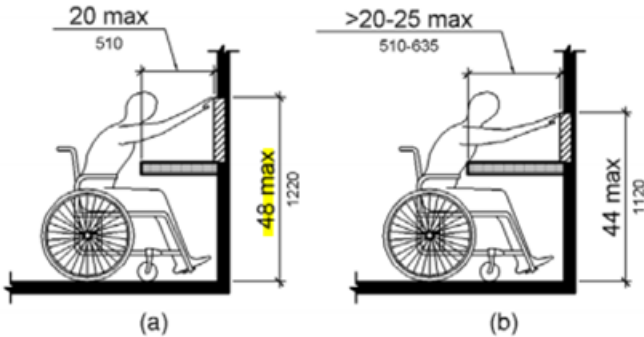
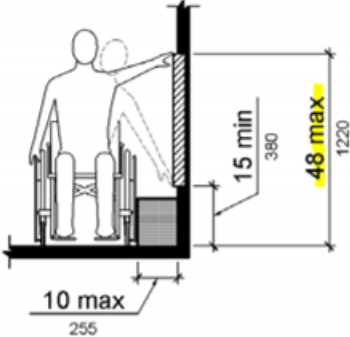
| Issues | Recommendations | Comments |
|---|--|--|
| b. Mini High Platforms and Ramps | | |
| No Issues found | | |
| 5. Pedestrian Rail Crossings | | |
| <p>DWS does not extend 36 inches in the direction of travel as required by DIB-82-06 4.3.14 Detectable Warning Surface. DWS complies per 2010 ADA standards and PROWAG R305.1.4</p>  | <p>Provide 36 inches wide DWS to comply with DIB 82-06</p> | <p>R305.2.5 Pedestrian At-Grade Rail Crossings 🔗</p> <p>At pedestrian at-grade rail crossings not located within a street or highway, detectable warning surfaces shall be placed on each side of the rail crossing. The edge of the detectable warning surface nearest the rail crossing shall be 1.8 m (6.0 ft) minimum and 4.6 m (15.0 ft) maximum from the centerline of the nearest rail. Where pedestrian gates are provided, detectable warning surfaces shall be placed on the side of the gates opposite the rail.</p> <p>Figure R305.2.5 Pedestrian At-Grade Rail Crossings</p>  <p>PROWAG R305.1.4 Size, Detectable warning surfaces shall extend 610 mm (2.0 ft) minimum in the direction of pedestrian travel.</p> <p>DIB-82—06 4.3.14: Detectable Warning Surface - Detectable warning surfaces shall extend 3 feet in the direction of pedestrian travel.</p> |

| Issues | Recommendations | Comments |
|--|---|---|
| 6. Amenities | | |
| a) TVM's | | |
| <p>TVM's are not in RCTC's scope. However, they are considered as being compliant to ADA requirements per information found on website https://metrolinktrains.com/ticketsOverview/where-to-buy/ticket-machines/</p>  | Adequate clear space is provided at TVM's. No action. | |
| b) Drinking Fountains | | |
| Drinking Fountain is not provided at this station. | No action by RCTC | |
| c) Telephones/ Communication Systems | See Attachment 9, Action Plan for recommendations | Clear space and reach ranges are found to be compliant. All instruments are to be tested regularly for compliance by the responsible authorities. |
| <p>i. Passenger Information Phone: OK</p>  | No action by RCTC | <p>704.2.1 Clear Floor or Ground Space. A clear floor or ground space complying with 305 shall be provided. The clear floor or ground space shall not be obstructed by bases, enclosures, or seats.</p> <p>704.2.2 Operable Parts. Operable parts shall comply with 309. Telephones shall have push-button controls where such service is available.</p> <div style="display: flex; justify-content: space-around; align-items: flex-end;"> <div style="text-align: center;">  <p>Figure 308.3.2 Obstructed High Side Reach</p> </div> <div style="text-align: center;">  <p>Figure 308.2.2 Obstructed High Forward Reach</p> </div> </div> |

| Issues | Recommendations | Comments |
|--|-------------------|--|
| ii. Blue Emergency Phones: OK  | | <p>308.2 Forward Reach.</p> <p>308.2.1 Unobstructed. Where a forward reach is unobstructed, the high forward reach shall be 48 inches (1220 mm) maximum and the low forward reach shall be 15 inches (380 mm) minimum above the finish floor or ground.</p>  <p>Figure 308.2.1 Unobstructed Forward Reach</p> |
| iii. Yellow call boxes: Not Applicable | No action by RCTC | |
| d) Trash cans | | |
| No issues found. | | |
| e) Vending Machines | | |
| Not under RCTC's authority. No issues found with heights of operable components. | No action by RCTC | The Americans with Disabilities Act (ADA) requires all operable components of the vending machine to be between 15" and 48" up from the floor. |
| f) Benches | | |
| Benches: No issues found | | <p>R212.6 Benches. At least 50 percent, but no less than one, of benches at each location shall provide clear space complying with R404 adjacent to the bench. The clear space shall be located either at one end of the bench or shall not overlap the area within 460 mm (1.5 ft) from the front edge of the bench. Benches at tables are not required to comply.</p> |

| Issues | Recommendations | Comments | | | | | | | | | | | | | | | | | | | | | | | | |
|---|---|--|---|--|---------|---|----------|---|----------|---|-----------|---|------------|---|------------|---|------------|---|------------|---|------------|---|-------------|--------------------|---------------|---|
| 7. Parking | | | | | | | | | | | | | | | | | | | | | | | | | | |
| Total number of parking space count including 24 accessible spaces = 482 | No action by RCTC. Number of ADA and van accessible spaces is compliant. | <p>208.2 Minimum Number. Parking spaces complying with 502 shall be provided in accordance with Table 208.2 except as required by 208.2.1, 208.2.2, and 208.2.3. Where more than one parking facility is provided on a site, the number of accessible spaces provided on the site shall be calculated according to the number of spaces required for each parking facility.</p> <p>Table 208.2 Parking Spaces</p> <table><tr><th>Total Number of Parking Spaces Provided in Parking Facility</th><th>Minimum Number of Required Accessible Parking Spaces</th></tr><tr><td>1 to 25</td><td>1</td></tr><tr><td>26 to 50</td><td>2</td></tr><tr><td>51 to 75</td><td>3</td></tr><tr><td>76 to 100</td><td>4</td></tr><tr><td>101 to 150</td><td>5</td></tr><tr><td>151 to 200</td><td>6</td></tr><tr><td>201 to 300</td><td>7</td></tr><tr><td>301 to 400</td><td>8</td></tr><tr><td>401 to 500</td><td>9</td></tr><tr><td>501 to 1000</td><td>2 percent of total</td></tr><tr><td>1001 and over</td><td>20, plus 1 for each 100, or fraction thereof, over 1000</td></tr></table> | Total Number of Parking Spaces Provided in Parking Facility | Minimum Number of Required Accessible Parking Spaces | 1 to 25 | 1 | 26 to 50 | 2 | 51 to 75 | 3 | 76 to 100 | 4 | 101 to 150 | 5 | 151 to 200 | 6 | 201 to 300 | 7 | 301 to 400 | 8 | 401 to 500 | 9 | 501 to 1000 | 2 percent of total | 1001 and over | 20, plus 1 for each 100, or fraction thereof, over 1000 |
| Total Number of Parking Spaces Provided in Parking Facility | Minimum Number of Required Accessible Parking Spaces | | | | | | | | | | | | | | | | | | | | | | | | | |
| 1 to 25 | 1 | | | | | | | | | | | | | | | | | | | | | | | | | |
| 26 to 50 | 2 | | | | | | | | | | | | | | | | | | | | | | | | | |
| 51 to 75 | 3 | | | | | | | | | | | | | | | | | | | | | | | | | |
| 76 to 100 | 4 | | | | | | | | | | | | | | | | | | | | | | | | | |
| 101 to 150 | 5 | | | | | | | | | | | | | | | | | | | | | | | | | |
| 151 to 200 | 6 | | | | | | | | | | | | | | | | | | | | | | | | | |
| 201 to 300 | 7 | | | | | | | | | | | | | | | | | | | | | | | | | |
| 301 to 400 | 8 | | | | | | | | | | | | | | | | | | | | | | | | | |
| 401 to 500 | 9 | | | | | | | | | | | | | | | | | | | | | | | | | |
| 501 to 1000 | 2 percent of total | | | | | | | | | | | | | | | | | | | | | | | | | |
| 1001 and over | 20, plus 1 for each 100, or fraction thereof, over 1000 | | | | | | | | | | | | | | | | | | | | | | | | | |
| 8. Bus Stops | | | | | | | | | | | | | | | | | | | | | | | | | | |
| No issues found with bus stops within the RCTC boundary. | Examine regularly and maintain accessible routes to permit safe ambulation. | 810.2.3 Connection. Bus stop boarding and alighting areas shall be connected to streets, sidewalks, or pedestrian paths by an accessible route complying with 402. | | | | | | | | | | | | | | | | | | | | | | | | |
| 9. Signage | | | | | | | | | | | | | | | | | | | | | | | | | | |
| a) Post mounted signs in the accessible route were evaluated to confirm minimum/ maximum projections and minimum clearances from the finished floor. Standard station signage is required to comply with SCRRA /Metrolink standard details (ES 3000) found at this link. https://metrolinktrains.com/globalassets/about/engineering/3000-stations.pdf | No action by RCTC. Signage is by SCRRA/Metrolink | 810.6 Rail Station Signs. Rail station signs shall comply with 810.6. EXCEPTION. Signs shall not be required to comply with 810.6.1 and 810.6.2 where audible signs are remotely transmitted to hand-held receivers, or are user- or proximity-actuated. SCRRA/Mertolink is responsible for the signage. | | | | | | | | | | | | | | | | | | | | | | | | |

| Issues | Recommendations | Comments |
|---|---|--|
| 10. Public Address | | |
| There are LCD/LED Message screens at the stations that will show information that is conveyed on the public address system, both of which are controlled by SCRRA. These are not under RCTC's authority. | No action by RCTC | 810.7 Public Address Systems. Where public address systems convey audible information to the public, the same or equivalent information shall be provided in a visual format. |
| Written Emergency Evacuation procedures were not available | Update any existing emergency evacuation procedures to include evacuation of individuals with disabilities during an emergency. | Special procedures are required for assisting individuals with disabilities from a facility during an emergency. |
| 11. Staff Facilities | | |
| a) Security Staff Facilities | | |
| <p>The guard booth is provided as a shelter against weather and for use during breaks by security staff, who are expected to walk around the station site and physically address emergency situations.</p>  | Inform all contractors of their ADA obligations | Station Security services are contracted out and an ADA evaluation of the facilities used by the station security was not conducted as it is not Public Accessible and the Security Contractor requirements require the guards to be able to walk around the station site and physically address emergency situations. |
| b) <u>Trash / Dumpster Enclosure</u> | | |
| The trash dumpster is on an ADA compliant route and provided with accessible gate | No Action | 203.9 Employee Work Areas. Spaces and elements within employee work areas shall only be required to comply with 206.2.8, 207.1, and 215.3 and shall be designed and constructed so that individuals with disabilities can approach, enter, and exit the employee work area. |

| Issues | Recommendations | Comments |
|---|---|--|
| c) Storage and Maintenace Building | | |
| <p>No issues found. Accessible route and doors are provided.</p>  | | Same as item 11b above. |
| d) Staff toilet | | |
|  <p>i. Sign is not provided ii. The paper tower dispenser appears to be installed higher than 48 A.F.F.</p> | <p>Provide compliant signs as per 216.2.</p> <p>Relocate paper towel dispenser at 48" max. to comply with 308.2.2 and 308.3.1</p> | <p>216.2 Designations. Interior and exterior signs identifying permanent rooms and spaces shall comply with 703.1, 703.2, and 703.5.</p> <div>  <p>(a) (b)</p> <p>Figure 308.2.2 Obstructed High Forward Reach</p> </div> <div>  <p>Figure 308.3.1 Unobstructed Side Reach</p> </div> |