RIVERSIDE COUNTY TRANSPORTATION COMMISSION

MEETING AGENDA

Budget and Implementation Committee

Time: 9:30 a.m.

Date: May 23, 2022

Location: BOARD ROOM
County of Riverside Administration Center
4080 Lemon St, First Floor, Riverside CA 92501

COMMITTEE MEMBERS

Raymond Gregory, **Chair** / Mark Carnevale, City of Cathedral City
Jeremy Smith, **Vice Chair** / Larry Greene, City of Canyon Lake
Mary Hamlin / Alberto Sanchez, City of Banning
Lloyd White / David Fenn, City of Beaumont
Linda Molina / Wendy Hewitt, City of Calimesa
Steven Hernandez / Denise Delgado, City of Coachella
Scott Matas / Russell Betts, City of Desert Hot Springs
Bob Magee / Natasha Johnson, City of Lake Elsinore
Lisa DeForest / Cindy Warren, City of Murrieta
Jan Harnik / Kathleen Kelly, City of Palm Desert
Lisa Middleton / Dennis Woods, City of Palm Springs
Chuck Conder / Patricia Lock Dawson, City of Riverside
Michael Heath / Alonso Ledezma, City of San Jacinto
Ben J. Benoit / Joseph Morabito, City of Wildomar
Chuck Washington, County of Riverside, District III

STAFF

Anne Mayer, Executive Director
John Standiford, Deputy Executive Director

AREAS OF RESPONSIBILITY

Annual Budget Development and Oversight
Competitive Federal and State Grant Programs
Countywide Communications and Outreach Programs
Countywide Strategic Plan
Legislation
Public Communications and Outreach Programs
Short Range Transit Plans

Comments are welcomed by the Commission. If you wish to provide comments to the Commission, please complete and submit a Speaker Card to the Clerk of the Board.

RIVERSIDE COUNTY TRANSPORTATION COMMISSION
BUDGET AND IMPLEMENTATION COMMITTEE

www.rctc.org

AGENDA*

**Actions may be taken on any item listed on the agenda*

9:30 a.m.

Monday, May 23, 2022

BOARD ROOM
County of Riverside Administrative Center
4080 Lemon Street, First Floor
Riverside, California

In compliance with the Brown Act and Government Code Section 54957.5, agenda materials distributed 72 hours prior to the meeting, which are public records relating to open session agenda items, will be available for inspection by members of the public prior to the meeting on the Commission's website, www.rctc.org.

In compliance with the Americans with Disabilities Act, Government Code Section 54954.2, Executive Order N-29-20, and the Federal Transit Administration Title VI, please contact the Clerk of the Board at (951) 787-7141 if special assistance is needed to participate in a Committee meeting, including accessibility and translation services. Assistance is provided free of charge. Notification of at least 48 hours prior to the meeting time will assist staff in assuring reasonable arrangements can be made to provide assistance at the meeting.

1. CALL TO ORDER

2. ROLL CALL

3. PLEDGE OF ALLEGIANCE

4. PUBLIC COMMENTS – *Each individual speaker is limited to speak three (3) continuous minutes or less. The Committee may, either at the direction of the Chair or by majority vote of the Committee, waive this three minute time limitation. Depending on the number of items on the Agenda and the number of speakers, the Chair may, at his/her discretion, reduce the time of each speaker to two (2) continuous minutes. Also, the Committee may terminate public comments if such comments become repetitious. In addition, the maximum time for public comment for any individual item or topic is thirty (30) minutes. Speakers may not yield their time to others without the consent of the Chair. Any written documents to be distributed or presented to the Committee shall be submitted to the Clerk of the Board. This policy applies to Public Comments and comments on Agenda Items.*

Under the Brown Act, the Board should not take action on or discuss matters raised during public comment portion of the agenda which are not listed on the agenda. Board members may refer such matters to staff for factual information or to be placed on the subsequent agenda for consideration.

5. ADDITIONS/REVISIONS *(The Committee may add an item to the Agenda after making a finding that there is a need to take immediate action on the item and that the item came to the attention of the Committee subsequent to the posting of the agenda. An action adding an item to the agenda requires 2/3 vote of the Committee. If there are less than 2/3 of the Committee members present, adding an item to the agenda requires a unanimous vote. Added items will be placed for discussion at the end of the agenda.)*

6. CONSENT CALENDAR - *All matters on the Consent Calendar will be approved in a single motion unless a Commissioner(s) requests separate action on specific item(s). Items pulled from the Consent Calendar will be placed for discussion at the end of the agenda.*

6A. APPROVAL OF MINUTES – APRIL 25, 2022

Page 1

6B. APPROPRIATIONS LIMIT FISCAL YEAR 2022/23

Page 8

Overview

This item is for the Committee to:

1) Adopt Resolution No. 22-010 *"Resolution of the Riverside County Transportation Commission Establishing the Annual Appropriations Limit",* for Fiscal Year 2022/23.; and
2) Forward to the Commission for final action.

6C. QUARTERLY FINANCIAL STATEMENTS

Page 15

Overview

This item is for the Committee to:

1) Receive and file the Quarterly Financial Statements for the nine months ended March 31, 2022; and
2) Forward to the Commission for final action.

6D. QUARTERLY SALES TAX ANALYSIS

Page 26

Overview

This item is for the Committee to:

1) Receive and file the sales tax analysis for the Quarter 4, 2021 (4Q 2021); and
2) Forward to the Commission for final action.

6E. QUARTERLY INVESTMENT REPORT

Page 35

Overview

This item is for the Committee to:

1) Receive and file the Quarterly Investment Report for the quarter ended March 31, 2022; and
2) Forward to the Commission for final action.

6F. QUARTERLY PUBLIC ENGAGEMENT METRICS REPORT, JANUARY – MARCH 2022

Page 197

Overview

This item is for the Committee to:

1) Receive and file Quarterly Public Engagement Metrics Report for January – March 2022; and
2) Forward to the Commission for final action.

6G. FISCAL YEARS 2022/23 – 2026/27 MEASURE A FIVE-YEAR CAPITAL IMPROVEMENT PLANS FOR THE LOCAL STREETS AND ROADS PROGRAM

Page 208

Overview

This item is for the Committee to:

1) Approve the Fiscal Years 2022/23 – 2026/27 Measure A Five-Year Capital Improvement Plans (CIP) for Local Streets and Roads (LSR) as submitted by the participating agencies; and
2) Forward to the Commission for final action.

7. PROPOSED FISCAL YEAR 2022/23 BUDGET

Page 211

Overview

This item is for the Committee to:

1) Receive input on the proposed FY 2022/23 Budget;
2) Approve the salary schedule effective July 14, 2022, located in Appendix B of the proposed FY 2022/23 Budget;
3) Authorize the expenditure of $778,800 of 91 Express Lanes toll revenues designated as surplus in accordance with the 2013 Toll Revenue Bonds Indenture to fund Commission costs related to the development of agreements specific to the funding, construction, operations, maintenance, and use of toll revenues for the future direct, tolled connector linking the SR-241 toll road to the 91 Express Lanes (241/91 Connector);
4) Adopt Resolution No. 22-009 "*Resolution of Fixing the Employer Contribution Under the Public Employees' Medical and Hospital Care Act at an Equal Amount for Employees and Annuitants"* to increase the health care premium contribution up to a maximum of $1,500 per month to each employee or non-vested retiree beginning August 1, 2022, as approved by the Executive Committee on March 9, 2022; and
5) Forward to the Commission for final action.

8. RECURRING CONTRACTS FOR FISCAL YEAR 2022/23

Page 375

Overview

This item is for the Committee to:

1) Approve the single-year recurring contracts in an amount not to exceed $14,540,448 for Fiscal Year 2022/23;
2) Approve the recurring contracts for specialized services in an amount not to exceed $3,301,373 in FY 2022/23 and $3,825,214 in FYs 2023/24 – 2026/27;
3) Authorize the Chair or Executive Director, pursuant to legal counsel review, to execute the agreements on behalf of the Commission; and
4) Forward to the Commission for final action.

9. APPROVAL OF METROLINK OPERATING AND CAPITAL SUBSIDIES FOR FISCAL YEAR 2022/23 AND RELATED MEMORANDUM OF UNDERSTANDING

Page 388

Overview

This item is for the Committee to:

1) Receive and file a report on highlights from the Southern California Regional Rail Authority's (SCRRA) services;
2) Approve the Fiscal Year (FY) 2022/23 SCRRA operating and capital budget, which results in an operating subsidy of $26,695,637 and capital subsidy of $10,391,915 for the Commission;
3) Authorize the Executive Director to finalize and execute Memorandum of Understanding (MOU) No. 22-25-090-00 with SCRRA regarding annual funding, including subrecipient matters related to pass-through of federal funding; and
4) Forward to the Commission for final action.

10. AGREEMENTS FOR FEDERAL INFRASTRUCTURE AND HABITAT CONSERVATION LEGISLATIVE ADVOCACY SERVICES AND HABITAT CONSERVATION LEGISLATIVE ADVOCACY SERVICES

Page 418

Overview

This item is for the Committee to:

1) Award the following agreements to provide Federal Infrastructure/Habitat Conservation Legislative Advocacy Services and Federal Habitat Conservation Legislative Advocacy Services as follows:
   a) Agreement No. 22-14-064-00 to Kadesh & Associates, LLC, for a four-year term, and two, two-year options to extend the agreement; in an amount not to exceed $1,533,395; and
   b) Agreement No. 22-18-070-00 with Hogan Lovells US LLP, for a four-year term, and two, two-year options to extend the agreement; in an amount of $1,518,000;
2) Authorize the Chair or Executive Director, pursuant to legal counsel review, to finalize and execute the agreements, including option terms, on behalf of the Commission; and
3) Forward to the Commission for final action.

11. STATE AND FEDERAL LEGISLATIVE UPDATE

Page 475

Overview

This item is for the Committee to:

1) Receive and file an update on state and federal legislation; and
2) Forward to the Commission for final action.

12. FISCAL YEAR 2022/23 SHORT RANGE TRANSIT PLAN UPDATES AND TRANSIT FUNDING ALLOCATIONS

Page 487

Overview

This item is for the Committee to:

1) Approve the Fiscal Years 2022/23 – FY 2024/25 Draft Short Range Transit Plans (SRTPs) for the cities of Banning, Beaumont, Corona, and Riverside; Palo Verde Valley Transit Agency (PVVTA); Riverside Transit Agency (RTA); SunLine Transit Agency (SunLine); and the Commission's FY 2022/23 – 2026/27 SRTP for the Rail and Vanpool Programs;
2) Approve Fiscal Year 2022/23 Transit Operator Funding Allocations of 2009 Measure A, Local Transportation Funds (LTF), State Transit Assistance (STA), and State of Good Repair (SGR) for Banning, Beaumont, Corona, and Riverside; PVVTA; RTA; SunLine; and the Commission's Rail and Vanpool Programs aggregating $156,413,915;
3) Adopt Resolution No. 22-011, "*Resolution of the Riverside County Transportation Commission to Allocate Local Transportation Funds and State Transit Assistance Funds For the Fiscal Year 2022/23";*
4) Approve the Federal Transit Administration (FTA) Sections 5307, 5311, 5337, and 5339 Program of Projects (POP) for Riverside County as detailed in the respective transit operators' SRTPs;
5) Direct staff to submit the federally funded and regionally significant projects to the Southern California Association of Governments (SCAG) for inclusion into the Federal Transportation Improvement Program (FTIP) as needed for the FTA POP; and
6) Forward to the Commission for final action.

13. ITEM(S) PULLED FROM CONSENT CALENDAR AGENDA

14. EXECUTIVE DIRECTOR REPORT

15. COMMISSIONER COMMENTS

Overview

This item provides the opportunity for brief announcements or comments on items or matters of general interest.

16. ADJOURNMENT

The next Budget and Implementation Committee meeting is scheduled to be held at **9:30 a.m., June 27, 2022**.

AGENDA ITEM 6A

MINUTES

RIVERSIDE COUNTY TRANSPORTATION COMMISSION

BUDGET AND IMPLEMENTATION COMMITTEE

Monday, April 25, 2022

MINUTES

1. CALL TO ORDER

The meeting of the Budget and Implementation Committee was called to order by Chair Raymond Gregory at 9:30 a.m. via Zoom Meeting ID 869 5899 6005. This meeting was conducted virtually in accordance with AB 361 due to state or local officials recommending measures to promote social distancing.

2. ROLL CALL

Members/Alternates Present	Members Absent
Ben J. Benoit	Lisa DeForest
Chuck Conder	Mary Hamlin
Denise Delgado	Michael Heath
Raymond Gregory	Scott Matas
Jan Harnik	Chuck Washington
Bob Magee	
Lisa Middleton	
Linda Molina	
Jeremy Smith	
Lloyd White	

3. PLEDGE OF ALLEGIANCE

Commissioner Bob Magee led the Budget and Implementation Committee in a flag salute.

4. PUBLIC COMMENTS

There were no requests to speak from the public.

5. ADDITIONS / REVISIONS

There were no additions or revisions to the agenda.

6. CONSENT CALENDAR - *All matters on the Consent Calendar will be approved in a single motion unless a Commissioner(s) requests separate action on specific item(s). Items pulled from the Consent Calendar will be placed for discussion at the end of the agenda.*

M/S/C (Molina/White) to approve the following Consent Calendar item(s):

6A. APPROVAL OF MINUTES – MARCH 28, 2022

6B. SINGLE SIGNATURE AUTHORITY REPORT

1) Receive and file the Single Signature Authority report for the third quarter ended March 31, 2022; and
2) Forward to the Commission for final action.

7. PROPOSED BUDGET FOR FISCAL YEAR 2022/23

Michele Cisneros, Deputy Director of Finance, presented the proposed Budget for Fiscal Year 2022/23, highlighting the following areas:

- Budget process
  - ✓ Budget development
  - ✓ Budget compilation
  - ✓ Budget review and adoption
- FY 2022/23 Budget considerations
  - ✓ Sales tax and Transportation Uniform Mitigation Fee (TUMF) revenues
  - ✓ RCTC projects and programs
- Budget summary
- Revenues/sources by breakdown and by comparison
- Expenditures/expenses by department and by comparison
- Capital development and delivery department highlights
- Expenditures/expenses by function and by comparison
- Next steps

Chair Gregory stated in going through the staff report in the agenda there is the 4 percent increase, and in some places, it states it is for the Consumer Price Index (CPI) increase and in other places it states it is for the Cost-of-Living Adjustment (COLA). He referred to page 11 of the agenda as there are some bullet points at the bottom, and it discusses a 4 percent pool for merit based and a 4 percent annual CPI salary range adjustment for FY 2022/23. Chair Gregory asked which CPI RCTC will be using but noted after reading the rest of the agenda item it is really meant to be a COLA, which typically decision makers use a variety of CPI adjustments to make that. Chair Gregory stated on page 22 of the Executive Summary, it discusses the annual salary range COLA, but they are not quite the same as one is based on the other one and asked for clarification on what exactly that is.

Anne Mayer, Executive Director, replied related to the salary range adjustment by CPI the Commission adopted a policy several years ago that annually on July 1st with each new budget year the Commission's salary ranges would be adjusted by CPI for the area that covers Riverside County. She explained the reason she is being generic with that is sometimes the Bureau of Labor Statistics changes which region they are in. Currently it is Riverside, San Bernardino, Ontario, so whichever Bureau of Labor Statistics region incorporates the entirety of Riverside County the policy is that the salary ranges are adjusted by that CPI. Anne Mayer stated the policy that was adopted also capped that adjustment annually at 4 percent, in the years past their salary ranges have shifted maybe 1 percent or 1.25 percent. This year's CPI for the Riverside area is at 6.8 percent, which is a very significant CPI for their region, but the Commission's policy caps it at 4 percent. She explained the salary range adjustment is not a COLA to everyone's salary, all this means is that their salary ranges themselves increase by 4 percent. The only employees who will see any kind of adjustment from that CPI salary range adjustment are any employees who are at the very bottom of the range. Anne Mayer stated they always have to pay people within their range so if their current salary is below the new minimum of the salary range then they have to get paid within that adjustment. This is not an automatic adjustment in anyone's salary it is just shifting the range itself. She stated that her hope would be next year they are not going to see this kind of CPI occurring but again. Anne Mayer explained that is the CPI adjustment to the salary ranges, they also have a 4 percent merit pool recommended and that is a performance-based merit process. They have always had a performance-based process where annually for every employee their performance is reviewed, they have a set format with a scoring system and employees will receive between a 0 and 4 percent adjustment. There are no automatic step increases for employees any pay adjustment they have is earned either through their merit adjustment annually or through a promotion. She noted it is by coincidence that both of those numbers this year are at 4 percent.

Chair Gregory suggested it should say the same thing in the two different places, so it is not referring to it as a COLA in one place and a CPI in another. He suggested that a short explanation be included in the staff report because he thought it showed the Commission is being restrained by its policy that its adopted limiting that to 4 percent. Chair Gregory stated staff and the Commission deserve some type of recognition as they have a very restrained policy in place for that, which is excellent. He expressed appreciation to Anne Mayer for explaining the no automatic bumps except for the people at the very bottom of their ranges as that is very important.

Anne Mayer replied they will modify the staff report to make that clearer.

Chair Gregory noted he has had this question and asked about the mention of the policy threshold to 4 percent of Measure A revenues for management services and a 1 percent cap of that for salaries and benefits, but when looking at the actual numbers for next year of a Measure A revenue budget of $255 million 1 percent of that would be about $2.55 million or $2.6 million, but management services and salaries and benefits are well above

that. He stated when looking at those figures it is not just those supported by Measure A, but it has got to be a lot of other salaries and benefits, and management service activities that are supported by things other than Measure A. He noted it is not broken out anywhere so he cannot make the math match up and asked if he was seeing it wrong.

Michele Cisneros replied that he is not necessarily seeing it wrong it is just the way all the different tables are presented they kind of slice and dice the information. The table that is presented in the PowerPoint presentation includes items such as contribution toward debt service of about $10 million that can be taken off because that comes from a different funding source, which is already Measure A so that is not included as part of the cap. She stated she can provide a detailed outline of what makes up the management services and how those percentages are arrived.

Chair Gregory stated it would be helpful, although he is not trying to add complexity to something that is kind of complex, but they are noting that they are observing certain limits from Measure A Sales Tax Revenues of a certain percentage. When looking at the total for salaries and benefits for management services of course it is much more so is there some notation where it could say for salaries and benefits it is of a certain amount and a certain percentage of the amount that is supported by Measure A activities and maybe provide what that is. Chair Gregory suggested without having to breakdown every position as that is what needs to be done internally, but it is hard to make the numbers mesh out with what they have.

Michele Cisneros replied she can add something in the Executive Summary as well as the PowerPoint presentation.

Anne Mayer stated as a reminder, the one percent cap is in statute, so they are required to have one percent administrative overhead related to their sales tax measure. She noted that is very common across the state with other sales tax measures as well. She explained it is to ensure they focus the money on projects, programs, and services and they do everything that they can to obtain other funding sources, so they do not have significant staff or overhead costs assigned to Measure A. Anne Mayer reiterated that the one percent is in statute, which is why they pay very close attention to.

Chair Gregory expressed appreciation that it is always noted, he is just trying to wrap his head around it and thanked Michele Cisneros, Anne Mayer, Sergio Vidal, and everyone involved in this process because it is a very involved process.

M/S/C (Middleton/Benoit) to:

1) Discuss, review, and provide guidance on the proposed Fiscal Year (FY) 2022/23 Budget;

2) Open the public hearing in order to receive input and comments on the proposed FY 2022/23 Budget on May 11 and June 8, 2022, and thereafter close the public hearing; and

3) Forward to the Commission for final action.

8. ADOPTED 2022 STATE TRANSPORTATION IMPROVEMENT PROGRAM

Jillian Guizado, Planning and Programming Director, presented the adopted 2022 State Transportation Improvement Plan (STIP), highlighting the following areas:

- 2022 STIP
  - ✓ STIP required to be financially constrained – in total and in each year
  - ✓ STIP submittals from regions resulted in under-programming by $50 million
  - ✓ California Transportation Commission (CTC) staff contacted regions
  - ✓ CTC 2022 STIP Adoption – March 16-17, 2022
- RCTC STIP Submittal vs CTC Approval
- 2022 STIP Riverside County map of the proposed projects approved by the CTC

Chair Gregory asked Anne Mayer if she would comment about what this means as far as how projects will come out in the flow and how the timing may be affected by this.

Anne Mayer expressed appreciation to Jillian Guizado and the team for being creative this STIP cycle in that they asked for a lot more money than their target, which was provided by the CTC. She explained usually the CTC will tell them how much they should target to ask for and a maximum they can ask for. RCTC usually aims for the target just because there is usually not enough money, but this year they were aggressive and asked for the maximum amount and it worked. Anne Mayer stated they did maximize the amount of money coming to Riverside and on the CV Rail side having the CTC push it out a couple of years and Caltrans had asked for $10 million in the Interregional Transportation Improvement Program, and they are fortunate they have that. They are still trying to cobble together all the money for CV Rail Tier 2 and once they see the results of the federal requests that were made then they will try to come up with a plan for how they can advance the project and perhaps seek reimbursement from the CTC later. Anne Mayer explained there are a couple of mechanisms that may or may not be available to the Commission to advance some of the work so they may have to be creative with how they keep that project moving forward until they can get state reimbursement. The fact that the money is sitting out there in FY 2025/26 is a good thing that they got it programmed and it is also not uncommon for other projects around the state to slip so they can also be aggressive in asking for their projects to be advanced. She stated that she has given Jillian Guizado a whole lot more aggressive actions to try to take to move the projects forward but overall, this is a good news story for the Commission. Their construction projects have all stayed on track, nothing has been shifted out from a construction standpoint, and they were able to get a significant chunk of money for CV

Rail. She stated what they also are not sure of is what may happen over the next couple of months with the state budget and whether there will be additional transportation dollars in the state budget as a one-time infusion of additional funding into these programs. She suggested they are positioned well if additional money comes in as it might give them the ability to advance.

Chair Gregory stated that helps frame it more as a victory then when they see that some of it is cut, it makes it look like maybe it was not. He thanked Anne Mayer for framing that and giving them prospective.

M/S/C to:

1) Receive and file the California Transportation Commission (CTC) adopted 2022 State Transportation Improvement Program (STIP); and
2) Forward to the Commission for final action.

9. STATE AND FEDERAL LEGISLATIVE UPDATE

David Knudsen, Interim External Affairs Director, presented an update for two bill positions for AB 2237 (Friedman) – Oppose and SB 1410 (Caballero) – Support, which is consistent with the Commission's 2022 Adopted State and Federal Legislative Platform.

Commissioner Jan Harnik stated at the Southern California Association of Governments (SCAG) Legislative Committee meeting they discussed SB 1410 and it was a very good discussion and they came away from that committee to recommend to SCAG's Regional Council to support this as well.

M/S/C (Middleton/Conder) to:

1) Receive and file an update on state and federal legislation;
2) Adopt the following bill position:
a) AB 2237 (Friedman)—Oppose;
b) SB 1410 (Caballero) —Support; and
3) Forward to the Commission for final action.

10. ITEM(S) PULLED FROM CONSENT CALENDAR AGENDA

There were no items pulled from the consent calendar.

11. EXECUTIVE DIRECTOR REPORT

11A. Anne Mayer announced there was a Ribbon Cutting Ceremony in the city of Lake Elsinore on April 21 to celebrate the opening of Railroad Canyon/Interstate 15 and Commissioner Magee was outstanding as the emcee. She congratulated

Commissioner Magee and noted it was fun to be able to celebrate a project opening in person.

11B. Reminded the Commissioners the May 23 Budget and Implementation Committee will be held in person in the Board Room of the County Administrative Center.

12. COMMISSIONER COMMENTS

There were no comments from the Commissioners.

13. ADJOURNMENT

There being no further business for consideration by the Budget and Implementation Committee, the meeting was adjourned at 10:22 a.m.

Respectfully submitted,

Lisa Mobley
Administrative Services
Manager/Clerk of the Board

AGENDA ITEM 6B

RIVERSIDE COUNTY TRANSPORTATION COMMISSION	
DATE:	May 23, 2022
TO:	Budget and Implementation Committee
FROM:	Michele Cisneros, Deputy Director of Finance
THROUGH:	Sergio Vidal, Chief Financial Officer
SUBJECT:	Appropriations Limit Fiscal Year 2022/23

STAFF RECOMMENDATION:

This item is for the Committee to:

1) Adopt Resolution No. 22-010 *"Resolution of the Riverside County Transportation Commission Establishing the Annual Appropriations Limit",* for Fiscal Year 2022/23.; and
2) Forward to the Commission for final action.

BACKGROUND INFORMATION:

Section 7910 of the California Government Code implements Article XIIIB of the California Constitution by requiring each local jurisdiction to establish, by resolution, its appropriations limit for each fiscal year and to make documentation used to determine the appropriations limit available to the public 15 days prior to adoption of the resolution establishing the appropriations limit.

Staff performed the calculations necessary to determine the limit as $586,140,603 for FY 2022/23. The resolution and documents supporting the calculation are attached. The Commission chose to use the percentage change in the California per capita personal income and population change within Riverside County as the factors in determining the appropriations limit. As required, the adoption of the Commission's FY 2022/23 Appropriations Limit was posted on the Commission's website.

Attachments:
1) Resolution No. 22-010
2) Riverside County Transportation Commission 2022/23 Appropriations Limit
3) California Per Capita Income and Population, Riverside County – California Department of Finance

RESOLUTION NO. 22-010

RESOLUTION OF THE RIVERSIDE COUNTY TRANSPORTATION COMMISSION ESTABLISHING THE ANNUAL APPROPRIATIONS LIMIT

WHEREAS, Article XIIIB of the California Constitution places an annual limitation upon appropriations from proceeds of taxes by each local government of the State of California; and

WHEREAS, in 1988, pursuant to Article XIIIB, section 4 of the California Constitution, the Riverside County Transportation Commission established its appropriations limit at $75 million for fiscal year 1988-1989 under ordinance No. 88-1; and

WHEREAS, Section 7910 of the California Government Code implements Article XIIIB of the California Constitution by requiring each local jurisdiction to establish, by resolution, its appropriations limit for each fiscal year and to make the documentation used in determining the appropriations limit available to the public fifteen days prior to adoption of the resolution establishing the appropriations limit; and

WHEREAS, in accordance with Senate Constitutional Amendment No. 1 approved by the voters of the State effective June 6, 1990, beginning with Fiscal Year (FY) 1990/91 and for each fiscal year thereafter, the Commission's Board of Commissioners is required to select either the percentage change in California per capita personal income or the percentage change in the local assessment roll due to the addition of local non-residential construction, and either the population change within the Commission or the population change within Riverside County, as the two factors to be applied in calculating the appropriations limit for each fiscal year; and

WHEREAS, this Board wishes to select, as factors in determining the Commission's appropriation limit for FY 2022/23 the percentage change in California per capita personal income and also the population change within Riverside County; and

WHEREAS, this Commission has documented its calculations of the Commission's appropriations limit for FY 2022/23 and said calculations have been made available to the public at least fifteen days prior to the adoption of this resolution.

NOW, THEREFORE, BE IT RESOLVED by the Board of Commissioners of the Riverside County Transportation Commission as follows:

1. For FY 2022/23 the factors selected for calculating the appropriations limit are (a) the percentage change in California per capita personal income, and (b) the population change within the County of Riverside.

2. The appropriations limit applicable to this Agency pursuant to Article XIIIB of the California Constitution for FY 2022/23 are hereby established and determined to be $586,140,603.

3. A copy of the documentation used in the determination of the appropriations limit for FY 2022/23 shall be affixed hereto and shall be available for public inspection.

4. Pursuant to Section 7910 of the California Government Code, any judicial action or proceeding to attack, review, set aside, void, or annul the establishment of the appropriations limit as set forth herein must be commenced within forty-five days of the adoption of this resolution.

ADOPTED this 8th day of June, 2022.

_____

V. Manuel Perez, Chair
Riverside County Transportation Commission

ATTEST:

_____

Lisa Mobley, Clerk of the Board
Riverside County Transportation Commission

RIVERSIDE COUNTY TRANSPORTATION COMMISSION

2022/23 APPROPRIATIONS LIMIT

2021/22	Appropriations Limit	……..	$ 542,714,188
	2022/23 adjustment		
	Change in California per capita personal income		7.55%
		Per capita cost of living converted to a ratio:	1.0755
	Change in population, Riverside County		0.42%
		Population converted to a ratio:	1.0042
	Calculation of factor for FY 2022/23:		
		Per capita cost of living ratio	1.0755
		Population ratio	⊗ 1.0042
		FY 2022/23 factor	1.0800171
		2021/22 Appropriations Limit	$ 542,714,188
		FY 2022/23 factor	⊗ 1.0800171
2022/23	**Appropriations Limit**	……..	**$ 586,140,603**

Source: California per capita income - California Department of Finance
Population, Riverside County - California Department of Finance

DEPARTMENT OF FINANCE
OFFICE OF THE DIRECTOR

Gavin Newsom ▪ Governor
1021 O Street, Suite 3110 ▪ Sacramento CA 95814 ▪ www.dof.ca.gov

May 2022

Dear Fiscal Officer:

Subject: Price Factor and Population Information

Appropriations Limit
California Revenue and Taxation Code section 2227 requires the Department of Finance to transmit an estimate of the percentage change in population to local governments. Each local jurisdiction must use their percentage change in population factor for January 1, 2022, in conjunction with a change in the cost of living, or price factor, to calculate their appropriations limit for fiscal year 2022-23. Attachment A provides the change in California's per capita personal income and an example for utilizing the price factor and population percentage change factor to calculate the 2022-23 appropriations limit. Attachment B provides the city and unincorporated county population percentage change. Attachment C provides the population percentage change for counties and their summed incorporated areas. The population percentage change data excludes federal and state institutionalized populations and military populations.

Population Percent Change for Special Districts
Some special districts must establish an annual appropriations limit. California Revenue and Taxation Code section 2228 provides additional information regarding the appropriations limit. Article XIII B, section 9(C) of the California Constitution exempts certain special districts from the appropriations limit calculation mandate. The code section and the California Constitution can be accessed at the following website: http://leginfo.legislature.ca.gov/faces/codes.xhtml.

Special districts required by law to calculate their appropriations limit must present the calculation as part of their annual audit. Any questions special districts have on this requirement should be directed to their county, district legal counsel, or the law itself. No state agency reviews the local appropriations limits.

Population Certification
The population certification program applies only to cities and counties. California Revenue and Taxation Code section 11005.6 mandates Finance to automatically certify any population estimate that exceeds the current certified population with the State Controller's Office. **Finance will certify the higher estimate to the State Controller by June 1, 2022**.

Please Note: The prior year's city population estimates may be revised. The per capita personal income change is based on historical data.

If you have any questions regarding this data, please contact the Demographic Research Unit at (916) 323-4086.

KEELY MARTIN BOSLER
Director
By:

ERIKA LI
Chief Deputy Director

Attachment

A. **Price Factor**: Article XIII B specifies that local jurisdictions select their cost of living factor to compute their appropriation limit by a vote of their governing body. The cost of living factor provided here is per capita personal income. If the percentage change in per capita personal income is selected, the percentage change to be used in setting the fiscal year 2022-23 appropriation limit is:

Per Capita Personal Income

Fiscal Year (FY)	Percentage change over prior year
2022-23	7.55

B. Following is an example using sample population change and the change in California per capita personal income as growth factors in computing a 2022-23 appropriation limit.

2022-23:

Per Capita Cost of Living Change = 7.55 percent
Population Change = -0.30 percent

Per Capita Cost of Living converted to a ratio: $\frac{7.55 + 100}{100} = 1.0755$

Population converted to a ratio: $\frac{-0.30 + 100}{100} = 0.997$

Calculation of factor for FY 2022-23: 1.0755 x 0.997 = 1.0723

Attachment B
Annual Percent Change in Population Minus Exclusions*
January 1, 2021 to January 1, 2022 and Total Population, January 1, 2022

County City	Percent Change 2021-2022	--- Population Minus Exclusions --- 1-1-21	 1-1-22	Total Population 1-1-2022
Riverside				
Banning	0.81	30,629	30,877	30,877
Beaumont	0.69	54,313	54,690	54,690
Blythe	-0.74	12,845	12,750	17,505
Calimesa	3.37	10,544	10,899	10,899
Canyon Lake	-0.82	11,147	11,056	11,056
Cathedral City	-0.10	51,859	51,809	51,840
Coachella	-0.05	42,178	42,158	42,158
Corona	-0.08	156,901	156,778	156,778
Desert Hot Springs	0.07	32,546	32,569	32,569
Eastvale	-0.73	70,444	69,929	69,929
Hemet	-0.20	89,823	89,646	89,646
Indian Wells	-0.19	4,771	4,762	4,762
Indio	0.31	88,862	89,137	89,137
Jurupa Valley	-0.03	105,415	105,384	105,384
Lake Elsinore	1.02	70,746	71,470	71,615
La Quinta	-0.23	37,949	37,860	37,860
Menifee	2.90	103,617	106,627	106,627
Moreno Valley	-0.09	209,603	209,407	209,407
Murrieta	-0.44	111,671	111,183	111,183
Norco	-1.24	22,499	22,219	24,909
Palm Desert	-0.17	50,976	50,889	50,889
Palm Springs	-0.39	44,570	44,397	44,397
Perris	-0.55	79,327	78,890	78,890
Rancho Mirage	0.92	16,650	16,804	16,804
Riverside	1.62	312,730	317,788	317,847
San Jacinto	0.17	54,503	54,593	54,593
Temecula	-0.42	110,394	109,925	109,925
Wildomar	-0.80	36,928	36,632	36,632
Unincorporated	0.87	393,021	396,441	396,717
County Total	0.42	2,417,461	2,427,569	2,435,525

*Exclusions include residents on federal military installations and group quarters residents in state mental institutions, state and federal correctional institutions and veteran homes.

AGENDA ITEM 6C

RIVERSIDE COUNTY TRANSPORTATION COMMISSION	
DATE:	May 23, 2022
TO:	Budget and Implementation Committee
FROM:	Michele Cisneros, Deputy Director of Finance
THROUGH:	Sergio Vidal, Chief Financial Officer
SUBJECT:	Quarterly Financial Statements

STAFF RECOMMENDATION:

This item is for the Committee to:

1) Receive and file the Quarterly Financial Statements for the nine months ended March 31, 2022; and
2) Forward to the Commission for final action.

BACKGROUND INFORMATION:

During the nine months of the fiscal year, July 2021 through March 2022, staff monitored the revenues and expenditures of the Commission. The attached financial statements present the revenues and expenditures for the nine months of the fiscal year. Period closing accrual adjustments are not included for revenues earned but not billed and expenditures incurred for goods and services received but not yet invoiced, as such adjustments are normally made during the year-end closing process.

The operating statement reflects Measure A and Local Transportation Fund (LTF) sales tax revenues for the third quarter at 65 percent of the budget. This is a result of Governmental Accounting Standards Board (GASB) Statement No. 33, *Accounting and Financial Reporting for Nonexchange Transactions*. GASB Statement No. 33 requires sales tax revenues to be accrued for the period in which they are collected at the point of destination or sale, as applicable. The California Department of Tax and Fee Administration collects the sales tax funds and remits these funds to the Commission after the reporting period for the businesses. This creates a two-month lag in the receipt of revenues by the Commission. Accordingly, these financial statements reflect the revenues related to collections through January 2022.

On a cash basis, the Measure A and LTF sales tax receipts are 25.02 percent and 30.87 percent higher, respectively, than the same period last fiscal year. On an accrual basis, the Measure A and LTF sales tax revenues for the nine-month period ended March 2022 were $160 million and $85.3 million, respectively, compared to $130.5 million and $65.6 million, respectively, for the nine-month period ended March 2021. State Transit Assistance revenues, including State of

Good Repair for the third quarter of 2022, are expected to be received in the fourth quarter of 2022 from the State Controller's Office.

Federal, state, and local reimbursements are generally on a reimbursement basis. The Commission will receive these reimbursements as eligible project costs are incurred and invoiced to the respective agencies. For the nine-month period ended March 2022, the Commission has accrued $114.3 million. Third quarter reimbursements will be accrued and invoiced in the fourth quarter. The negative reimbursement amounts in the General fund reflects the reverse of FY 2020/21 accrued revenues at the beginning of FY 2021/22 in excess of amounts billed through the third quarter of 2022.

During the FY 2021/22 budget process, the Commission conservatively estimated Transportation Uniform Mitigation Fee (TUMF) revenues of $11 million passed through from Western Riverside Council of Governments (WRCOG). In January 2022, the Commission approved a mid-year budget adjustment increase of $19 million. The Commission has received $19.2 million from WRCOG for the period July 2021 through February 2022. The Commission expects to receive the March 2022 TUMF revenues in the fourth quarter.

During the FY 2021/22 budget process, the Commission conservatively budgeted RCTC 91 Express Lanes and 15 Express Lanes toll revenues and toll violation and fee revenues at $41.5 million and $23.6 million, respectively. The operating statement shows toll revenues at 112 percent of the budget and toll violation and fee revenues at 99 percent of the budget. This is as a result of ridership increasing to pre-pandemic levels during the nine months of the fiscal year. Staff will continue to monitor the toll transactions and/or trips and non-toll revenues for the new operations on the 15 Express Lanes, and impacts post COVID-19 on the RCTC 91 Express Lanes and 15 Express Lanes.

The financial statement shows other revenues at 190 percent of the $657,300 budget and reflects property management lease revenues.

During the FY 2021/22 budget process, the Commission conservatively estimated investment income at $910,100 due to decreasing interest rates. The operating statement shows investment income, which includes unrealized investment gains (losses), at a negative 43 percent of the $910,100 budget. The negative investment income amount represents the unrealized investment losses due to market conditions in the third quarter.

The expenditures/expenses and other financing sources/uses categories are in line overall with the expectations of the budget with the following exceptions:

- Salaries and benefits are under budget primarily due to unfilled budget positions;
- Professional services are under budget primarily due to unused budget authority for rail operations and development activities, highway general legal and professional services, toll operations general legal and professional services, administrative professional services, and finance auditing and professional services;

- Support costs are under budget due to unused budget authority for administrative activities, rail operations and development activities, highway operations, and toll operations;
- Program operations are under budget due to unused budget authority for the toll operations, motorist and commuter assistance program operations, highway and rail program management, and station security;
- The status of significant Commission capital projects (engineering, construction, design-build, and right of way/land) with budget amounts exceeding $5 million is discussed in the attachment;
- Operating and capital disbursements are made as claims are submitted to the Commission by transit operators;
- Special studies unused budget authority is related to feasibilities studies;
- Local streets and roads expenditures are related to Measure A sales tax revenues. These financial statements reflect the turnback payments through January 2022;
- Regional arterial expenditures primarily represent expenditures for highways and regional arterial program administered by Coachella Valley Association of Governments (CVAG). CVAG requests reimbursements from the Commission based on available funds and sufficient budget authority.
- Debt service principal payments are made annually on June 1, while debt service interest payments are made semiannually on December 1 and June 1. In accordance with the applicable accounting standards related to Enterprise funds, both the RCTC 91 and 15 Express Lanes Enterprise funds record accrued and compounded interest on its related debt such as the RCTC 91 Express Lanes 2021 Toll Refunding Bonds (2021 Toll Refunding Bonds) and 2013 Toll Revenue Bonds, Series B capital appreciation bonds (CABs) for the 91 Project and Transportation Infrastructure Finance and Innovation Act (TIFIA) loan for the 15 Express Lanes project. Therefore, $6.6 million of the $19.4 million interest cost through the third quarter will not be paid in the current year for the RCTC 91 Express Lanes Enterprise fund and $3.5 million for the 15 Express Lanes Enterprise fund and therefore is not included in the FY 2021/22 budget;
- Capital outlay expenditures are under budget due to unused budget authority for office and property improvements for station rehabilitation, toll operations transponders, and Commission office, network, hardware, and software improvements;
- Depreciation is recorded as part of the accrual adjustments in the RCTC 91 Express Lanes and 15 Express Lanes Enterprise funds accounting records; however, depreciation is considered a non-cash transaction and not included in the 2021/22 budget;
- The Commission entered into a loan agreement with the U.S. Department of Transportation for a $152.5 million TIFIA loan to pay eligible I-15 Express Lanes project costs. Proceeds of the TIFIA loan may be drawn upon after certain conditions have been met. Through the third quarter, the Commission drew down the final $4.3 in TIFIA loan proceeds, for a cumulative inception to date total in TIFIA loan proceeds of $152.2 million. Total loan proceeds are recorded as a liability in the 15 Express Lanes Enterprise fund accounting records. During construction of the I-15 Express Lanes project and for a period of up to five years following substantial completion, interest is

compounded and added to the TIFIA loan. TIFIA debt service payments are expected to commence in December 2025, which is approximately five years after substantial completion of the I-15 Express Lanes project in April 2021, through 2055; and

- In October 2021, the Commission issued the 2021 Toll Refunding Bonds consisting of $88,735,000 senior lien federally taxable bonds, $450,629,000 senior lien tax-exempt bonds, and $75,695,000 second lien tax-exempt bonds. The proceeds of the 2021 Toll Refunding Bonds were used to refund a portion of the RCTC 91 Express Lanes 2013 Toll Revenue Current Interest Bonds (CIBs), paid the purchase price of the 2013 Toll Revenue CIBs accepted for tender for cash, refunded and prepaid the TIFIA loan, funded capitalized interest, made deposits to required reserves, and paid costs of issuance. Certain senior lien tax-exempt bonds were issued in exchange for certain 2013 Toll Revenue CIBs accepted for exchange. Additionally, the Commission deposited available funds with an escrow agent to defease approximately $28,919,000 in accreted value of the 2013 Toll Revenue CABs maturing in the years 2022 through 2025 and 2027 through 2029. Cost of issuance of $3.8 million was expended in connection with the issuance of the 2021 Toll Refunding Bonds. Loss on refunding of $6.7 million was recognized in connection with the issuance of the 2021 Toll Refunding Bonds. The transaction is recorded as a liability in the 91 Express Lanes Enterprise fund accounting records.

FISCAL IMPACT:

This is an information item. There is no fiscal impact.

Attachments:
1) Quarterly Project Status – March 2022
2) Quarterly Financial Statements – March 2022

RIVERSIDE COUNTY TRANSPORTATION COMMISSION
QUARTERLY PROJECT STATUS
3rd QUARTER
FOR NINE MONTHS ENDED 3/31/2022

Project Description	FY 2021/22 through 3rd Quarter Budget	Expenditures through 3rd Quarter Actuals	Project Status
91 Project (P003028) The project connects with Orange County Transportation Authority's tolled express lanes at the Orange County/Riverside County line and continues approximately eight miles to the Interstate (I)-15/State Route (SR)-91 interchange. The project involves widening pavement on the outside of the existing highway to reposition general purpose lanes and repurposing the existing high occupancy vehicle lanes to accommodate two-tolled express lanes in the median in each direction. The 91 Project also involves constructing one new general-purpose lane in each direction from SR-71 to I-15, ultimately providing two-tolled express lanes and five general purpose lanes in each direction. 91 Project development activities began in September 2007, construction work related to roadway and structures began in July 2014, and the toll lanes opened in March 2017. The total cost of the 91 Project is estimated at $1.4 billion, including capitalized interest, debt service reserves, contingency, and cost of issuance. ***The FY 2021/22 budget amount is $16,247,300.***	$552,000	($1,519,478)	The under run of the FY 2021/22 budget at the third quarter is due to an accrual reversal for the Army Corps of Engineers Reach 9 project ($1.7 million) and an accrual reversal for plant establishment costs from the design builder not yet offset by actual invoices ($0.3 million).
91 Express Lanes (P009103 & P009104) These projects provide repair and rehabilitation of SR-91 general purpose and express lanes, as well as the implementation of a new back-office system. ***The FY2021/22 budget amount is $17,459,700.***	1,220,000	1,114,547	The under run of the FY 2021/22 budget at the third quarter is due to delayed invoicing for phase 2 mechanically stabilized earth retaining wall and settlement areas ($0.1 million).
SR-91 Corridor Operations Project (P623046) The project will add one additional general-purpose lane to westbound SR- 91 between Green River Road and the on-ramp to southbound SR-241. Included in the project is 9 to 10 feet of outside widening at some locations and restriping in others. ***The FY 2021/22 budget amount is $17,144,900.***	12,521,400	12,366,322	The under run of the FY 2021/22 budget at the third quarter is due to construction management ($0.2 million).

RIVERSIDE COUNTY TRANSPORTATION COMMISSION
QUARTERLY PROJECT STATUS
3rd QUARTER
FOR NINE MONTHS ENDED 3/31/2022

Project Description	FY 2021/22 through 3rd Quarter Budget	Expenditures through 3rd Quarter Actuals	Project Status
I-15 Express Lanes project (P003027) The project will generally add two tolled express lanes in each direction from SR-60 to Cajalco Road in Corona. Project development activities began in April 2008, and lanes are expected to open to traffic in Spring 2021. The total project cost is estimated at $472 million, which includes $42 million of contingency. ***The FY 2021/22 budget amount is $17,429,900.***	5,279,500	5,997,335	The over run of the FY 2021/22 budget at the third quarter is mostly due to higher than planned project construction management costs ($0.7 million) due to the delayed completion of the project.
15/91 Express Lanes Connector (P003039) The 15/91 Express Lane Connector (ELC) project constructs an express lanes median direct connector from southbound I-15 to westbound SR-91 and from eastbound SR-91 to northbound I-15 in the city of Corona. The project also adds tolled express lanes in each direction of I-15 from the 15/91 ELC to Hidden Valley Parkway; adds a tolled express lane in each direction of SR-91 from east of Lincoln Avenue to the 15/91 ELC; extends the tolled express lane along eastbound SR-91 from I-15 to west of Promenade Avenue; and extends an eastbound auxiliary lane along SR-91 from west of I-15 to west of Promenade Avenue. The project also includes the addition of a toll collection system infrastructure along I-15 and SR-91. The estimated project cost is $270 million and the project is partially funded by state funds allocated under Senate Bill (SB) 132 legislation. The connector is expected to open to traffic in 2023. ***The FY 2021/22 budget amount is $92,627,200.***	46,157,200	39,985,000	The under run of the FY 2021/22 budget at the third quarter is due to late invoicing by the contractor ($3.3 million), the project construction manager ($1.5 million), and Caltrans ($1.2 million).
I-15 Express Lanes Southern Extension (P003044) The project will add express lanes between SR-74 and Cajalco Road. The estimated project cost is $544 million with the Project Approval and Environmental Document (PA/ED) phase of work funded by federal Congestion Mitigation and Air Quality (CMAQ) funds and Measure A. ***The FY 2021/22 budget amount is $7,661,900.***	4,121,400	1,668,983	The under run of the FY 2021/22 budget at the third quarter is due to under runs in the preliminary engineering and environmental document contract ($2.5 million).

RIVERSIDE COUNTY TRANSPORTATION COMMISSION
QUARTERLY PROJECT STATUS
3rd QUARTER
FOR NINE MONTHS ENDED 3/31/2022

Project Description	FY 2021/22 through 3rd Quarter Budget	Expenditures through 3rd Quarter Actuals	Project Status
Mid County Parkway (MCP) (P002302, P612302, P002320, & P002317) The environmental document for a new corridor from I-215 to SR-79 was approved in April 2015. The first design package is under construction. Construction of this new facility will be completed over many years as funding becomes available; the total project cost is estimated at $1.3 to $2.1 billion. ***The FY 2021/22 budget amount is $33,375,000.***	21,899,500	17,100,264	The under run of the FY 2021/22 budget at the third quarter is primarily due to the following for each project: • MCP: Under run in right of way (ROW) acquisition and final design due to a delay in commencing project while coordination takes place with the City of Perris. • MCP I-215/Placentia Interchange: under run is due to lower than anticipated ROW acquisition activities ($1.3 million). • MCP Mitigation: The first year of plant establishment was completed at the beginning of the third quarter in FY 2020/21 and the minimal under run in the third quarter of FY 2021/22 was due to mitigation property monitoring ($0.3 million).
Pachappa Underpass project (P003038) The project will remove the Pachappa shoofly structure and associated retaining walls and construct a retaining wall, drainage, and track bed for the permanent Pachappa underpass. Track relocation will be performed by Union Pacific Railroad (UPRR). The project construction cost is estimated at $16 million. ***The FY 2021/22 budget amount is $6,381,400.***	4,033,800	1,864,538	The project achieved substantial completion in the first quarter of FY 2021/22, and the under run at the third quarter is due to unused construction contingency ($0.9 million) as well as construction management and construction support services costing less than anticipated ($1.2 million).
SR-60 Truck Lanes (P003029) The project will construct eastbound climbing and westbound descending truck lanes from Gilman Springs Road to west of Jack Rabbit trail and upgrade existing shoulders to standard widths. The estimated project cost is $138 million and the project is funded by CMAQ, State Transportation Improvement Program/Regional Improvement Program, State Highway Operation and Protection Program, and 2009 Measure A highway funds. ***The FY 2021/22 budget amount is $45,625,800.***	34,222,100	31,097,177	The under run of the FY 2021/22 budget at the third quarter is due to construction that is scheduled to be completed by the end of FY 2021/22 ($2.4 million) and accrual reversals that have yet to be offset by actual invoices for construction support services ($0.5 million).

RIVERSIDE COUNTY TRANSPORTATION COMMISSION
QUARTERLY PROJECT STATUS
3rd QUARTER
FOR NINE MONTHS ENDED 3/31/2022

Project Description	FY 2021/22 through 3rd Quarter Budget	Expenditures through 3rd Quarter Actuals	Project Status
71/91 Connector Project (P003021) The project includes ROW acquisition, utility relocation, and environmental revalidation work for improvements to the 71/91 connector. The estimated project cost is $118 million. ***The FY 2021/22 budget amount is $9,097,100.***	3,323,900	1,568,264	The under run of the FY 2021/22 budget at the third quarter is due to lower activity than planned for pre-construction management services ($1.0 million) and final design ($0.6 million).
I-15/Railroad Canyon Interchange (P005104) The project is to relieve congestion by improving traffic operations through improvements of the Railroad Canyon Road interchange and correction of the merging/diverging freeway and ramp movements. The estimated project cost is $51 million and the project is funded by TUMF Regional Arterial, SB-1 LPP-C, STIP/RIP, and city of Lake Elsinore contribution. ***The FY 2021/22 budget amount is $13,543,600.***	9,386,200	7,589,863	The under run of the FY 2021/22 budget at the third quarter is due to under runs in construction, construction management, and construction support services ($1.6 million). Construction is scheduled to be completed by the end of FY 2021/22.
Moreno Valley-March Field station upgrade (P004026) The project will remove and replace approximately 2.5 miles of existing rail and wood ties with new rail and concrete ties, remove / replace / regrade track ballast, improve track drainage, install new track signals and Positive Train Control system, connect to existing signals and communication systems, build a new second passenger loading platform, extend the existing passenger loading platform to current Metrolink station standards, and perform other improvements necessary to bring the tracks into compliance with Metrolink standards. The FY 2021/22 budget amount is $10,303,900.	1,431,700	224,985	The under run of the FY 2021/22 budget at the third quarter is due to delayed invoices from STV on final design and environmental ($0.1 million) and construction management ($1.0 million).

This list discusses the significant capital projects (i.e., total budgeted costs in excess of $5 million) and related status. Capital project expenditures are generally affected by lags in invoices submitted by contractors and consultants, as well as issues encountered during certain phases of the projects. The capital projects budgets tend to be based on aggressive project schedules.

RIVERSIDE COUNTY TRANSPORTATION COMMISSION
QUARTERLY BUDGET TO ACTUAL
3RD QUARTER
FOR NINE MONTHS ENDED 3/31/2022

	FY 2021/22 BUDGET	3RD QUARTER ACTUAL	REMAINING BALANCE	PERCENT UTILIZATION
Revenues				
Sales tax	$ 400,909,100	$ 259,243,525	$ 141,665,575	65%
Federal reimbursements	107,438,700	27,444,212	79,994,488	26%
State reimbursements	211,487,500	78,813,596	132,673,904	37%
Local reimbursements	21,427,800	8,089,645	13,338,155	38%
Transportation Uniform Mitigation Fee	30,000,000	19,245,016	10,754,984	64%
Toll revenues	57,434,800	64,564,720	(7,129,920)	112%
Toll violations processing and fee revenues	7,688,900	7,649,833	39,067	99%
Other revenues	657,300	1,249,477	(592,177)	190%
Investment income	910,100	(387,914)	1,298,014	-43%
Total revenues	837,954,200	465,912,110	372,042,090	56%
Expenditures/Expenses				
Salaries and benefits	16,213,200	9,565,631	6,647,569	59%
Professional and support				
Professional services	19,643,800	6,603,955	13,039,845	34%
Support costs	16,699,400	7,102,189	9,597,211	43%
Total Professional and support costs	36,343,200	13,706,144	22,637,056	38%
Projects and operations				
Program operations	42,226,600	18,476,671	23,749,929	44%
Engineering	30,032,300	5,168,767	24,863,533	17%
Construction	263,575,600	84,269,145	179,306,455	32%
Design Build	98,209,000	40,897,220	57,311,780	42%
Right of way/land	79,518,200	7,298,363	72,219,837	9%
Operating and capital disbursements	154,985,400	74,467,881	80,517,519	48%
Special studies	2,019,000	277,342	1,741,658	14%
Local streets and roads	75,897,300	48,407,568	27,489,732	64%
Regional arterials	34,284,000	8,656,776	25,627,224	25%
Total projects and operations	780,747,400	287,919,733	492,827,667	37%
Debt service				
Principal	555,986,600	-	555,986,600	N/A
Interest	60,335,600	42,659,401	17,676,199	71%
Cost of issuance	2,883,400	3,783,480	(900,080)	131%
Payment to escrow agent	147,488,000	-	147,488,000	N/A
Total debt service	766,693,600	46,442,881	720,250,719	6%
Capital outlay	8,124,700	3,884,883	4,239,817	48%
Depreciation	-	15,767,735	(15,767,735)	N/A
Total Expenditures/Expenses	1,608,122,100	377,287,007	1,230,835,093	23%
Excess revenues over (under) expenditures/expenses	(770,167,900)	88,625,103	(858,793,003)	-12%
Other financing sources/(uses)				
Transfer in	198,692,000	106,029,198	92,662,802	53%
Transfer out	(198,692,000)	(106,029,198)	(92,662,802)	53%
Debt proceeds	638,300,000	-	638,300,000	N/A
TIFIA loan proceeds	6,919,000	-	6,919,000	N/A
Bond premium	39,978,000	-	39,978,000	N/A
Loss on refunding	-	(6,733,662)	(6,733,662)	N/A
Total financing sources/(uses)	685,197,000	(6,733,662)	678,463,338	-1%
Net change in fund balances	(84,970,900)	81,891,441	166,862,341	-96%
Fund balance July 1, 2021	1,016,288,600	914,526,700	(101,761,900)	90%
Fund balance March 31, 2022	$ 931,317,700	$ 996,418,141	$ 65,100,441	107%

RIVERSIDE COUNTY TRANSPORTATION COMMISSION
QUARTERLY BUDGET TO ACTUAL BY FUND
3RD QUARTER
FOR NINE MONTHS ENDED 3/31/2022

		SPECIAL REVENUE FUNDS											
			MEASURE A SALES TAX			TRANSPORTATION DEVELOPMENT ACT							
	GENERAL FUND	FSP/ SAFE	WESTERN COUNTY	COACHELLA VALLEY	PALO VERDE VALLEY	LOCAL TRANSPORTATION FUND	STATE TRANSIT ASSISTANCE	STATE OF GOOD REPAIR	TRANSPORTATION UNIFORM MITIGATION FEE (TUMF)	COACHELLA VALLEY RAIL	OTHER AGENCY PROJECTS	REGIONAL CONSERVATION	SB132
Revenues													
Sales tax	$ -	$ -	$ 128,045,154	$ 31,178,654	$ 765,523	$ 85,300,362	$ 11,510,940	$ 2,442,892	$ -	$ -	$ -	$ -	$ -
Federal reimbursements	955,645	-	25,082,501	-	-	-	-	-	-	-	-	-	-
State reimbursements	1,326,014	2,965,661	20,525,274	-	-	-	-	-	2,660,919	-	-	-	51,335,728
Local reimbursements	(200,000)	134,417	5,415,765	-	-	-	-	-	-	-	246,961	2,453,459	-
Transportation Uniform Mitigation Fee	-	-	-	-	-	-	-	-	19,245,016	-	-	-	-
Toll revenues	-	-	-	-	-	-	-	-	-	-	-	-	-
Toll violations processing and fee revenue	-	-	-	-	-	-	-	-	-	-	-	-	-
Other revenues	700,785	-	458,043	-	-	-	-	-	17,500	-	-	-	-
Investment income	39,884	12,823	(215,361)	(27,356)	-	221,556	(96,491)	15,515	(103,721)	3,280	840	432	14,102
Total revenues	2,822,328	3,112,901	179,311,376	31,151,298	765,523	85,521,918	11,414,449	2,458,407	21,819,714	3,280	247,801	2,453,891	51,349,830
Expenditures/Expenses													
Salaries and benefits	4,527,449	86,155	1,976,213	-	-	-	-	-	152,194	20,327	25,494	1,718,208	167,004
Professional and support													
Professional services	2,195,707	194,937	2,057,374	5,934	-	-	11,867	610	34,782	557,146	6,035	86,245	(17,438)
Support costs	1,755,801	77,672	1,763,239	-	-	-	-	-	5,967	-	2,598	6,183	3,362
Total Professional and support costs	3,951,508	272,609	3,820,613	5,934	-	-	11,867	610	40,749	557,146	8,633	92,428	(14,076)
Projects and operations													
Program operations	194	2,305,901	6,843,948	-	-	-	-	-	251,471	1,415	73,277	16,947	473,847
Engineering	-	-	3,376,366	-	-	-	-	-	207,009	-	184,057	-	1,401,335
Construction	-	-	61,181,089	-	-	-	-	-	7,184,087	-	-	-	15,190,623
Design Build	-	-	2,866,680	-	-	-	-	-	-	-	-	-	36,957,603
Right of way/land	-	-	64,813	-	-	-	-	-	2,370,741	-	-	234,575	4,628,234
Operating and capital disbursements	4,577,263	-	4,498,190	4,666,666	-	46,462,431	12,641,132	1,622,199	-	-	-	-	-
Special studies	277,342	-	-	-	-	-	-	-	-	-	-	-	-
Local streets and roads	-	-	36,857,116	10,804,229	746,223	-	-	-	-	-	-	-	-
Regional arterials	-	-	-	8,656,776	-	-	-	-	-	-	-	-	-
Total projects and operations	4,854,799	2,305,901	115,688,202	24,127,671	746,223	46,462,431	12,641,132	1,622,199	10,013,308	1,415	257,334	251,522	58,651,642
Debt service													
Principal	-	-	-	-	-	-	-	-	-	-	-	-	-
Interest	-	-	-	-	-	-	-	-	-	-	-	-	-
Cost of issuance	-	-	-	-	-	-	-	-	-	-	-	-	-
Total debt service	-	-	-	-	-	-	-	-	-	-	-	-	-
Capital outlay	1,958,008	-	1,909,327	-	-	-	-	-	-	-	-	-	-
Depreciation	-	-	-	-	-	-	-	-	-	-	-	-	-
Total Expenditures/Expenses	15,291,764	2,664,665	123,394,355	24,133,605	746,223	46,462,431	12,652,999	1,622,809	10,206,251	578,888	291,461	2,062,158	58,804,570
Excess revenues over (under)	(12,469,436)	448,236	55,917,021	7,017,693	19,300	39,059,487	(1,238,550)	835,598	11,613,463	(575,608)	(43,660)	391,733	(7,454,740)
Other financing sources/(uses)													
Transfer in	10,833,300	2,260,000	40,728,161	-	-	-	-	-	-	-	-	-	-
Transfer out	(552,000)	(2,410,200)	(73,124,363)	(322,300)	(28,400)	(4,870,800)	(70,200)	(50,800)	(4,015,477)	(32,224)	-	(573,700)	-
Loss on refunding	-	-	-	-	-	-	-	-	-	-	-	-	-
Total financing sources/(uses)	10,281,300	(150,200)	(32,396,202)	(322,300)	(28,400)	(4,870,800)	(70,200)	(50,800)	(4,015,477)	(32,224)	-	(573,700)	-
Net change in fund balances	(2,188,136)	298,036	23,520,819	6,695,393	(9,100)	34,188,687	(1,308,750)	784,798	7,597,986	(607,832)	(43,660)	(181,967)	(7,454,740)
Fund balance July 1, 2021	37,918,031	11,844,878	323,627,591	78,416,512	17	184,546,422	128,582,178	11,363,724	123,065,220	2,637,515	22,411	205	(143,114)
Fund balance March 31, 2022	$ 35,729,895	$ 12,142,914	$ 347,148,410	$ 85,111,905	$ (9,083)	$ 218,735,109	$ 127,273,428	$ 12,148,522	$ 130,663,206	$ 2,029,683	$ (21,249)	$ (181,762)	$ (7,597,854)

RIVERSIDE COUNTY TRANSPORTATION COMMISSION
QUARTERLY BUDGET TO ACTUAL BY FUND
3RD QUARTER
FOR NINE MONTHS ENDED 3/31/2022

	ENTERPRISE FUND		CAPITAL PROJECTS FUNDS			
	15 EXPRESS LANES	91 EXPRESS LANES	COMMERCIAL PAPER	SALES TAX BONDS	DEBT SERVICE	COMBINED TOTAL
Revenues						
Sales tax	$ -	$ -	$ -	$ -	$ -	$ 259,243,525
Federal reimbursements	-	-	-	-	1,406,066	27,444,212
State reimbursements	-	-	-	-	-	78,813,596
Local reimbursements	-	39,043	-	-	-	8,089,645
Transportation Uniform Mitigation Fee	-	-	-	-	-	19,245,016
Toll revenues	21,794,104	42,770,616	-	-	-	64,564,720
Toll violations processing and fee revenue	3,157,988	4,491,845	-	-	-	7,649,833
Other revenues	73,031	-	-	-	118	1,249,477
Investment income	(333,371)	(665,868)	741,027	(2,292)	7,087	(387,914)
Total revenues	24,691,752	46,635,636	741,027	(2,292)	1,413,271	465,912,110
Expenditures/Expenses						
Salaries and benefits	326,460	566,127	-	-	-	9,565,631
Professional and support						
Professional services	346,512	1,124,244	-	-	-	6,603,955
Support costs	1,665,086	1,822,281	-	-	-	7,102,189
Total Professional and support costs	2,011,598	2,946,525	-	-	-	13,706,144
Projects and operations						
Program operations	4,153,428	4,356,243	-	-	-	18,476,671
Engineering	-	-	-	-	-	5,168,767
Construction	-	713,346	-	-	-	84,269,145
Design Build	-	1,072,937	-	-	-	40,897,220
Right of way/land	-	-	-	-	-	7,298,363
Operating and capital disbursements	-	-	-	-	-	74,467,881
Special studies	-	-	-	-	-	277,342
Local streets and roads	-	-	-	-	-	48,407,568
Regional arterials	-	-	-	-	-	8,656,776
Total projects and operations	4,153,428	6,142,526	-	-	-	287,919,733
Debt service						
Principal	-	-	-	-	-	-
Interest	3,494,284	19,365,473	-	-	19,799,644	42,659,401
Cost of issuance	-	3,783,480	-	-	-	3,783,480
Total debt service	3,494,284	23,148,953	-	-	19,799,644	46,442,881
Capital outlay	17,548	-	-	-	-	3,884,883
Depreciation	7,721,899	8,045,836	-	-	-	15,767,735
Total Expenditures/Expenses	17,725,217	40,849,967	-	-	19,799,644	377,287,007
Excess revenues over (under)	6,966,535	5,785,669	741,027	(2,292)	(18,386,373)	88,625,103
Other financing sources/(uses)						
Transfer in	-	12,021	-	-	52,195,716	106,029,198
Transfer out	(4,558,908)	(991,011)	-	(13,022,749)	(1,406,066)	(106,029,198)
Loss on refunding	-	(6,733,662)	-	-	-	(6,733,662)
Total financing sources/(uses)	(4,558,908)	(7,712,652)	-	(13,022,749)	50,789,650	(6,733,662)
Net change in fund balances	2,407,627	(1,926,983)	741,027	(13,025,041)	32,403,277	81,891,441
Fund balance July 1, 2021	(285,462,152)	231,197,152	16,623,510	38,756,608	11,529,992	914,526,700
Fund balance March 31, 2022	$ (283,054,525)	$ 229,270,169	$ 17,364,537	$ 25,731,567	$ 43,933,269	$ 996,418,141

AGENDA ITEM 6D

RIVERSIDE COUNTY TRANSPORTATION COMMISSION	
DATE:	May 23, 2022
TO:	Budget and Implementation Committee
FROM:	Michele Cisneros, Deputy Director of Finance
THROUGH:	Sergio Vidal, Chief Financial Officer
SUBJECT:	Quarterly Sales Tax Analysis

STAFF RECOMMENDATION:

This item is for the Committee to:

1) Receive and file the sales tax analysis for the Quarter 4, 2021 (4Q 2021); and
2) Forward to the Commission for final action.

BACKGROUND INFORMATION:

At its December 2007 meeting, the Commission awarded an agreement with MuniServices, LLC (MuniServices), an Avenu Company, for quarterly sales tax reporting services plus additional fees contingent on additional sales tax revenues generated from the transactions and use tax (sales tax) audit services. As part of the recurring contracts process in June 2018, the Commission approved a five-year extension through June 30, 2023. The services performed under this agreement pertain to only the Measure A sales tax revenues.

Since the commencement of these services, MuniServices submitted audits, which reported findings and submitted to the California Department of Tax and Fee Administration (CDTFA), for review and determination of errors in sales tax reporting related to 1,469 businesses. Through 3Q 2021, the CDTFA approved $14,576,164 of cumulative sales tax revenues recovered for the Commission. If CDTFA concurs with the error(s) for the remaining claims, the Commission will receive additional revenues; however, the magnitude of the value of the remaining findings was not available. It is important to note that while the recoveries of additional revenues will be tangible, it will not be sufficient to alter the overall trend of sales tax revenues.

MuniServices provided the Commission with the Quarterly Sales Tax Digest Summary report for 4Q 2021. Most of the 4Q 2021 Measure A sales tax revenues were received in the first quarter of calendar year 2022, during January 2022 through March 2022, due to a lag in the sales tax calendar. The summary section of the 4Q 2021 report is attached and includes an overview of California's economic outlook, local results, historical cash collections analysis by quarter, top 25 sales/use tax contributors, historical sales tax amounts, annual sales tax by business category, and five-year economic trend (general retail).

Taxable transactions for the top 25 contributors in Riverside County generated 27.4 percent of taxable sales for the benchmark year ended 4Q 2021, comparable to the benchmark year ended 4Q 2020. The top 100 tax contributors generated 41.7 percent for the benchmark year ended 4Q 2021, slightly lower than the 42 percent for the benchmark year ended 4Q 2020.

In the Economic Category Analysis below, all six categories experienced new highs in the 4Q 2021 benchmark year compared to the prior eight benchmark years.

ECONOMIC CATEGORY ANALYSIS									
% of Total / % Change	RCTC	State Wide	Orange County	Riverside County	S.F. Bay Area	Sacramento Valley	Central Valley	South Coast	North Coast
General Retail	30.9 / 22.0	28.6 / 26.9	27.1 / 33.3	33.5 / 62.7	24.3 / 8.8	29.2 / 46.0	38.2 / 44.9	27.1 / 29.1	29.8 / 4.3
Food Products	15.8 / 28.3	19.6 / 17.6	20.0 / 30.3	17.9 / 28.8	19.9 / 4.3	15.3 / 18.5	14.0 / 21.5	21.6 / 28.4	16.5 / -20.8
Transportation	24.0 / 33.1	24.1 / 18.1	25.2 / 28.6	24.7 / 31.3	21.4 / 0.6	27.6 / 22.7	22.4 / 25.8	24.8 / 30.1	28.7 / 7.7
Construction	10.9 / 18.5	10.4 / 3.0	8.8 / 9.3	13.0 / 14.5	11.2 / -7.2	13.1 / 15.3	10.6 / 13.2	9.2 / 8.5	14.7 / -6.5
Business to Business	14.8 / 13.9	16.3 / 3.0	18.1 / 15.3	10.3 / 7.6	22.1 / -3.4	13.7 / 8.2	14.1 / 12.8	16.2 / 12.0	9.5 / 0.5
Miscellaneous	3.5 / 23.8	1.0 / 0.1	0.9 / -8.3	0.6 / 0.7	1.2 / -9.0	1.1 / 21.5	0.7 / 14.1	1.1 / 21.8	0.8 / 20.7
Total	**100.0 / 23.8**	**100.0 / 15.6**	**100.0 / 25.2**	**100.0 / 33.7**	**100.0 / 1.2**	**100.0 / 24.5**	**100.0 / 27.9**	**100.0 / 23.9**	**100.0 / -1.9**

General Retail: Apparel Stores, Department Stores, Furniture/Appliances, Drug Stores, Recreation Products, Florist/Nursery, and Misc. Retail
Food Products: Restaurants, Food Markets, Liquor Stores, and Food Processing Equipment
Construction: Building Materials Retail and Building Materials Wholesale
Transportation: Auto Parts/Repair, Auto Sales - New, Auto Sales - Used, Service Stations, and Misc. Vehicle Sales
Business to Business: Office Equip., Electronic Equip., Business Services, Energy Sales, Chemical Products, Heavy Industry, Light Industry, Leasing, Biotechnology, I.T. Infrastructure, and Green Energy
Miscellaneous: Health & Government, Miscellaneous Other, and Closed Account Adjustments

An analysis of sales tax performance through 4Q 2021 is attached and illustrates consistent cycles for sales tax performance for most of the economic categories since 4Q 2016, apart from COVID-19 impacts for some categories.

For the top 10 economic segments (miscellaneous retail, auto sales – new, restaurants, department stores, building materials – wholesale, service stations, food markets, building materials – retail, apparel stores, and heavy industry) during the past eight benchmark year quarters, sales tax reached a new high point in 4Q 2021. The economic segments represent 72.8 percent of the total sales tax receipts. For the remaining 21 economic segments representing 27.2 percent of total sales tax receipts, 18 economic segments representing 25.4 percent of total sales tax receipts reached new high points in the benchmark year 4Q.2021.

In the Economic Segment Analysis below, auto sales – new has been in the top economic segments since 2014. Restaurants had been in the top economic segments since 2014 but was replaced by miscellaneous – retail beginning in the 3Q 2020 benchmark year. Miscellaneous – retail includes online retailers and has been a large contributor to sales/use tax in Riverside County during the COVID-19 pandemic. Department stores had been in the top economic segments since 2016 but was replaced by restaurants in the 3Q 2021 benchmark year.

ECONOMIC SEGMENT ANALYSIS									
	RCTC	State Wide	Orange County	Riverside County	S.F. Bay Area	Sacramento Valley	Central Valley	South Coast	North Coast
Largest Segment	**Miscellaneous Retail**	**Restaurants**	**Auto Sales - New**	**Miscellaneous Retail**	**Restaurants**	**Auto Sales - New**	**Miscellaneous Retail**	**Restaurants**	**Auto Sales - New**
% of Total / % Change	**12.1 / 22.2**	**13.3 / 25.5**	**14.2 / 29.9**	**15.3 / 156.7**	**13.3 / 12.9**	**11.9 / 19.5**	**14.0 / 187.2**	**15.1 / 36.6**	**12.2 / 9.9**
2nd Largest Segment	**Auto Sales - New**	**Auto Sales - New**	**Restaurants**	**Auto Sales - New**	**Auto Sales - New**	**Miscellaneous Retail**	**Department Stores**	**Auto Sales - New**	**Department Stores**
% of Total / % Change	**11.7 / 34.8**	**11.8 / 18.6**	**14.1 / 38.2**	**11.5 / 31.2**	**11.1 / -3.3**	**10.8 / 144.8**	**11.0 / 11.9**	**12.8 / 32.5**	**11.6 / 0.1**
3rd Largest Segment	**Restaurants**	**Miscellaneous Retail**	**Department Stores**	**Restaurants**	**Department Stores**	**Restaurants**	**Restaurants**	**Department Stores**	**Restaurants**
% of Total / % Change	**9.8 / 35.1**	**8.9 / 57.8**	**8.7 / 22.2**	**10.7 / 34.0**	**7.5 / 6.6**	**10.1 / 27.3**	**9.2 / 28.5**	**8.4 / 20.4**	**10.2 / -28.8**

Information regarding sales tax comparison by city and change in economic segments (two highest gains and two highest declines) for 4Q 2021 to 4Q 2020 is attached.

Staff will monitor sales tax receipts and other available economic data to determine the need for any adjustments to the revenue projections. Staff will utilize the forecast scenarios with the complete report and receipt trends in assessing such projections.

FISCAL IMPACT:

This is an information item. There is no fiscal impact.

Attachments:
1) Sales Tax Digest Summary 4Q 2021
2) Sales Tax Performance Analysis by Quarter 4Q 2021
3) Quarterly Sales Tax Comparison by City for 4Q 2021 4Q 2020

Riverside County Transportation Commission
Sales Tax Digest Summary

ATTACHMENT 1

Collections through February 2022
Sales through December 2021 (2021Q4)

CALIFORNIA'S ECONOMIC OUTLOOK

California sales tax receipts increased by 25.5% over the same quarter from the previous year, with Northern California reporting a 21.1% increase compared to a 29.1% increase for Southern California. Receipts for the RCTC increased by 24.4% over the same periods.

Real Gross Domestic Product (GDP) increased at an annual rate of 7.0% in the fourth quarter of 2021. Real GDP in Q4 of 2021 surpassed its Q4 2019 pre-pandemic peak by 6.4%. U.S. inflation accelerated to 7.0% in December of 2021, while California's inflation, accelerated from 5.6% in October of 2021 to 6.5% year-over-year in December of 2021. (BEA, February Finance Bulletin)

The U.S. unemployment rate averaged 5.4% in 2021. California's unemployment rate decreased to 6.5% in December of 2021, bringing the 2021 average unemployment rate to 7.7%. (Feb. Finance Bulletin)

U.S. personal income increased by 7.2% for the fourth quarter of 2021, compared to same quarter previous year. (BEA)

LOCAL RESULTS

Net Cash Receipts Analysis	
Local Collections	$73,680,944
Less: Cost of Administration	$(495,400)
Net 4Q2021 Receipts	$73,185,544
Net 4Q2020 Receipts	$58,830,918
Actual Percentage Change	24.4%

Business Activity Performance Analysis	
Local Collections – Economic Basis 4Q2021	$71,522,532
Local Collections – Economic Basis 4Q2020	$61,648,427
Quarter over Quarter Change	$9,874,105
Quarter over Quarter Percentage Change	16.0%
Avenu Insights & Analytics' On-Going Audit Results	
Total Recovered Since Inception	$14,576,164

HISTORICAL CASH COLLECTIONS ANALYSIS BY QUARTER

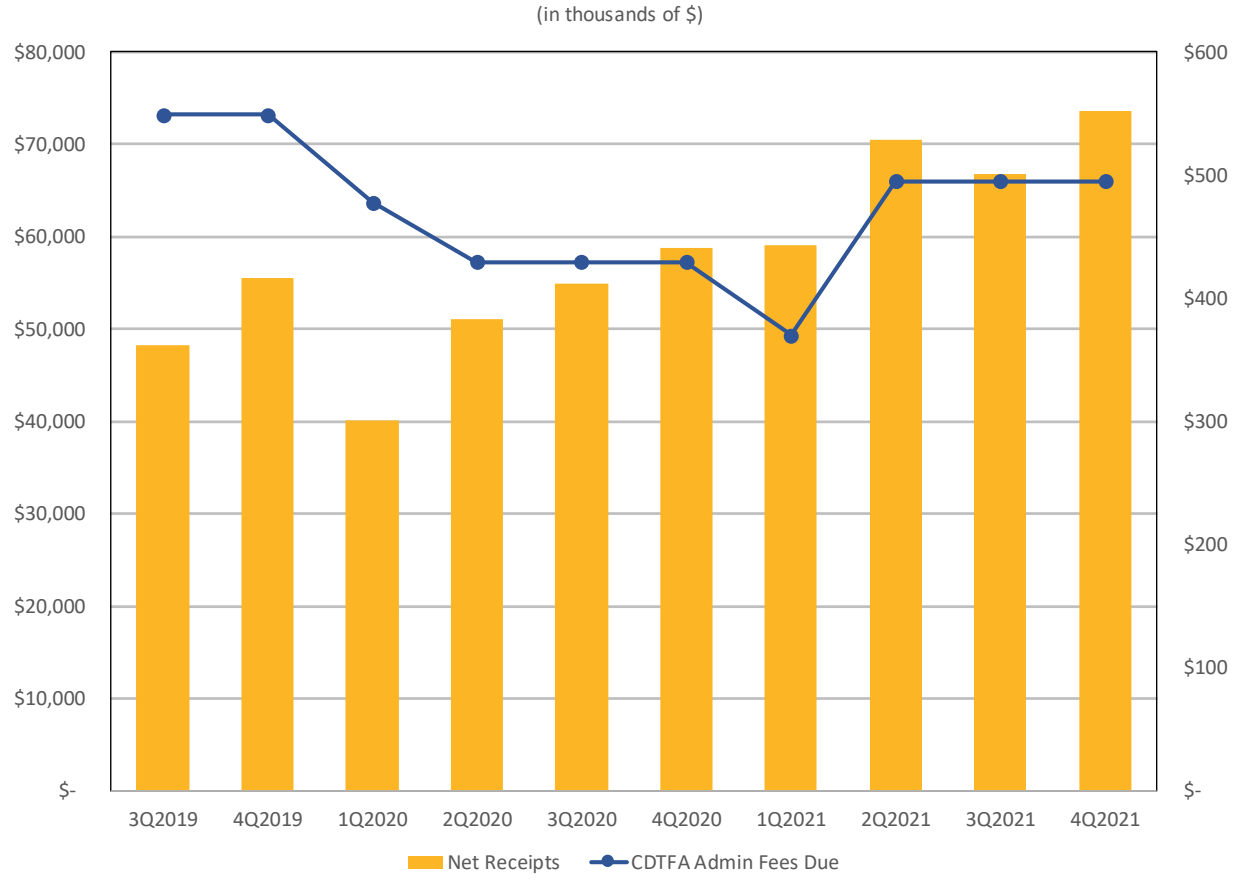

TOP 25 SALES/USE TAX CONTRIBUTORS

The following list identifies RCTC's Top 25 Sales/Use Tax contributors. The list is in alphabetical order and represents sales from January 2021 to December of 2021. The Top 25 Sales/Use Tax contributors generate 27.4% of RCTC's total sales and use tax revenue.

7-ELEVEN FOOD STORES
AMAZON.COM – EC
AMAZON.COM SERVICES – EC
ARCO AM/PM MINI MARTS
BEST BUY STORES
CARMAX THE AUTO SUPERSTORE
CHEVRON SERVICE STATIONS
CIRCLE K FOOD STORES
COSTCO WHOLESALE
DEPARTMENT OF MOTOR VEHICLES
EBAY – EC
FIRST SOLAR
HOME DEPOT
KOHL'S DEPARTMENT STORES
LOWE'S HOME CENTERS
MCDONALD'S RESTAURANTS
RALPH'S GROCERY COMPANY
ROSS STORES
SAM'S CLUB
SHELL SERVICE STATIONS
STATER BROS MARKETS
TARGET STORES
TESLA
VERIZON WIRELESS
WAL MART STORES

* "- EC" added to the end of business names represent electronic commerce.

HISTORICAL SALES TAX AMOUNTS

The following chart shows the sales tax level from annual sales through December of 2021, the highs, and the lows for the top ten segments over the last two years in thousands of $.

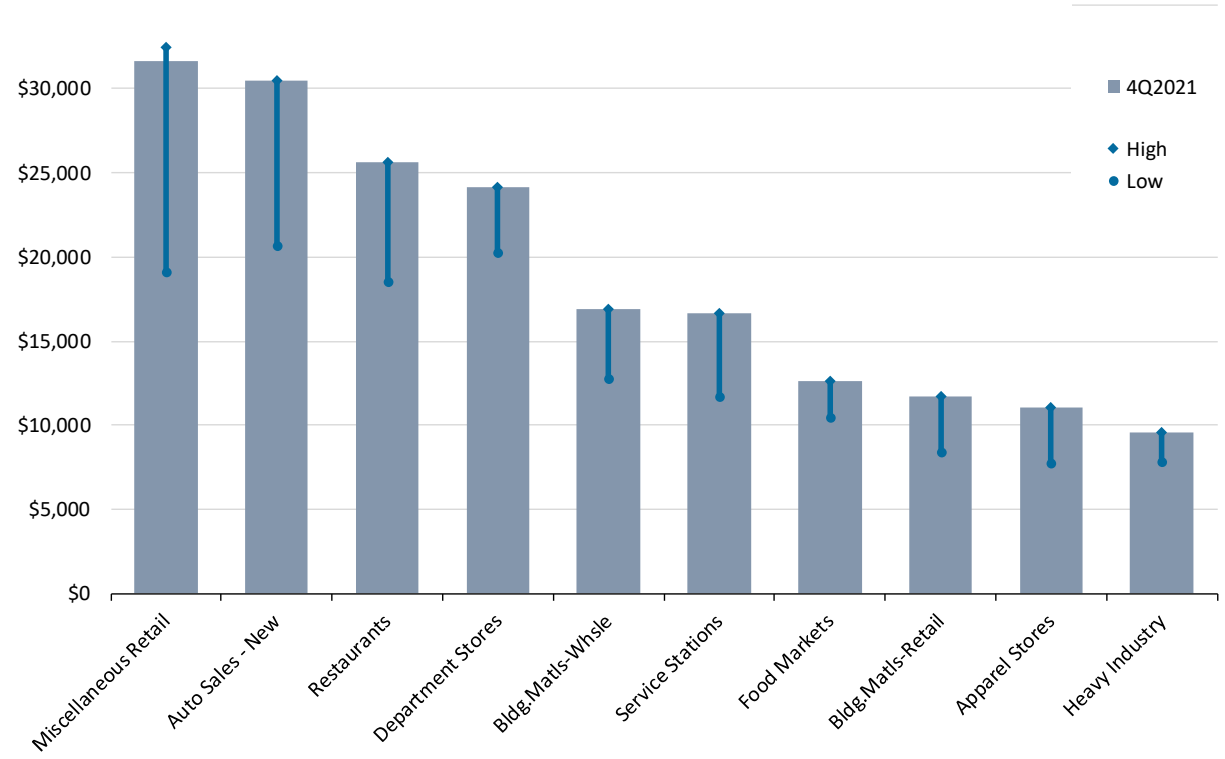

ANNUAL SALES TAX BY BUSINESS CATEGORY

(in thousands of $)

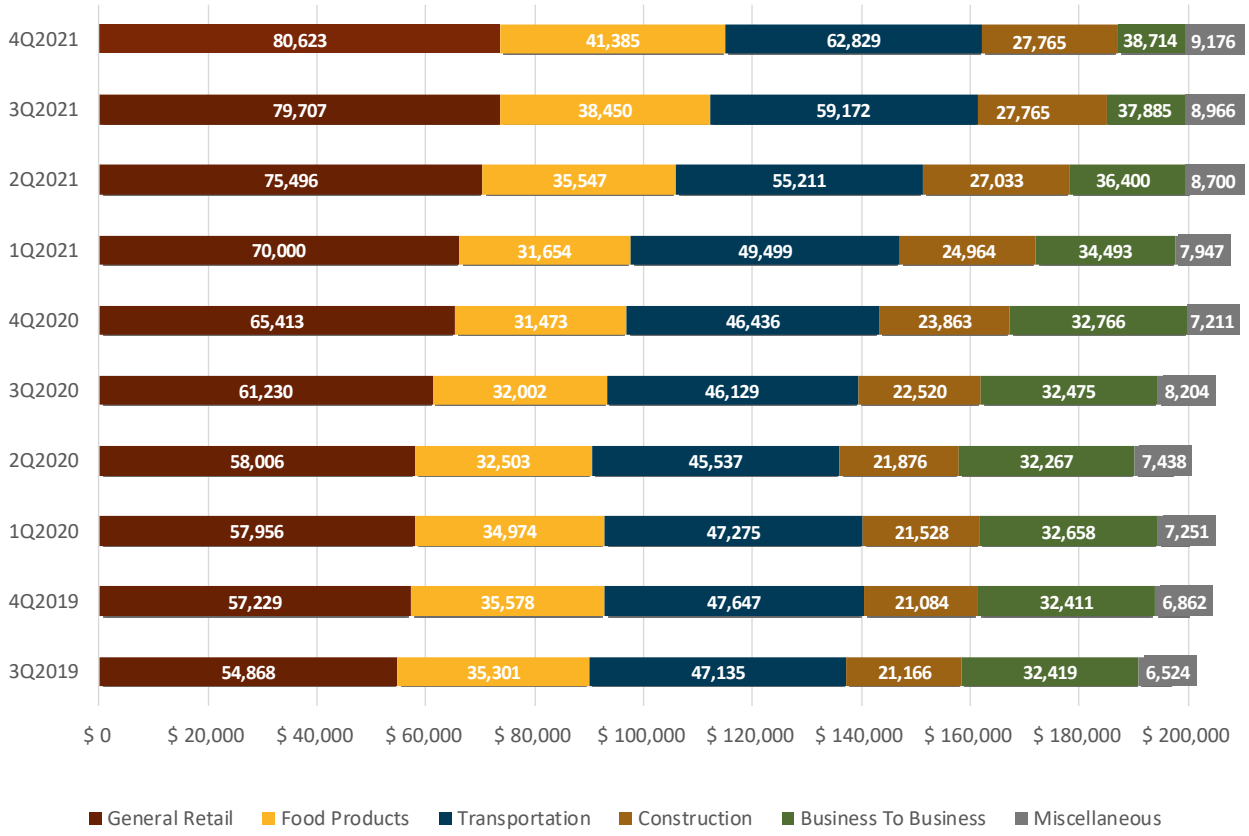

FIVE-YEAR ECONOMIC TREND: General Retail

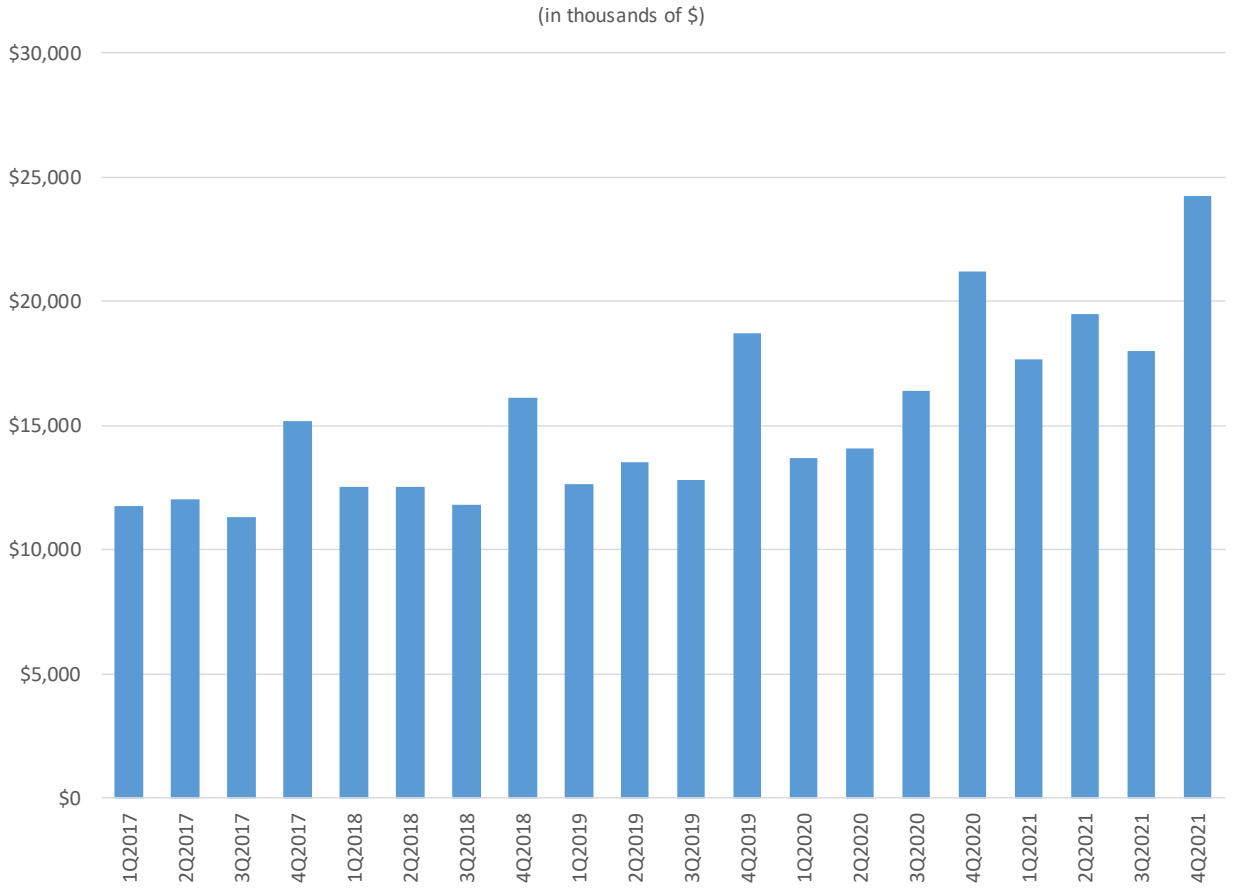

RCTC: Sales Tax Performance Analysis by Quarter

TOTAL

Economic

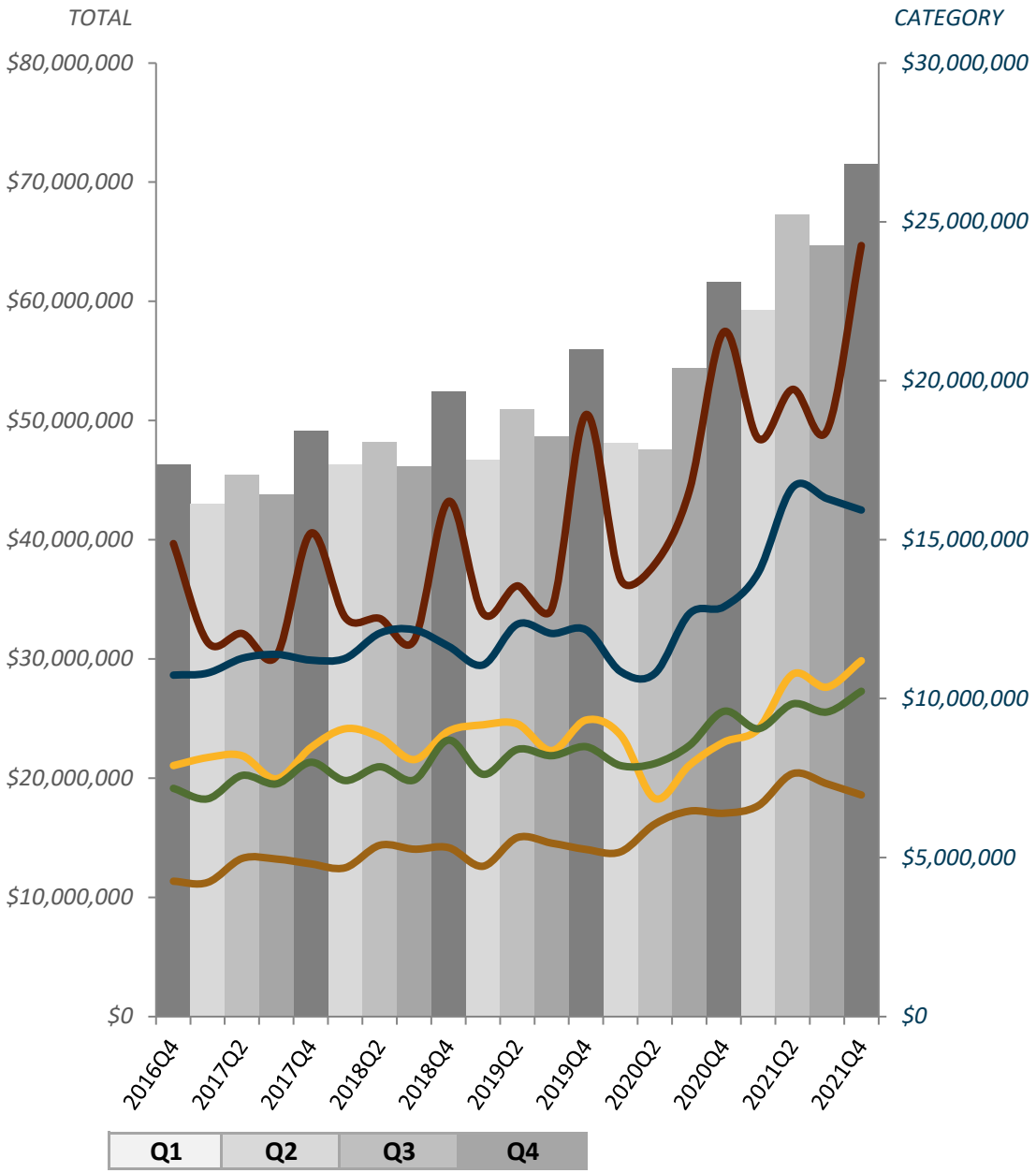

TOTAL

2021Q4	QoQ %Δ	QoQ $Δ	YoY %Δ	YoY $Δ
$71,522,532	16.0%	$9,874,105	24.1%	$51,015,268

GENERAL RETAIL

2021Q4	QoQ %Δ	QoQ $Δ	YoY %Δ	YoY $Δ
$24,258,963	12.6%	$2,716,564	22.0%	$14,535,180
% of 2021Q4 Total:		33.9%		

FOOD PRODUCTS

2021Q4	QoQ %Δ	QoQ $Δ	YoY %Δ	YoY $Δ
$11,200,120	29.7%	$2,564,313	28.3%	$9,125,189
% of Total:	15.7%			

TRANSPORTATION

2021Q4	QoQ %Δ	QoQ $Δ	YoY %Δ	YoY $Δ
$15,935,106	23.6%	$3,042,156	33.1%	$15,633,810
% of Total:	22.3%			

CONSTRUCTION

2021Q4	QoQ %Δ	QoQ $Δ	YoY %Δ	YoY $Δ
$6,972,149	8.9%	$570,553	18.5%	$4,458,818
% of Total:	9.7%			

BUSINESS TO BUSINESS

2021Q4	QoQ %Δ	QoQ $Δ	YoY %Δ	YoY $Δ
$10,232,169	6.5%	$624,044	13.9%	$4,714,770
% of Total:	14.3%			

QoQ = 21Q4 / 20Q4 *YoY = YE 21Q4 / YE 20Q4*

RCTC: Quarterly Comparison of 2020Q4 and 2021Q4 (October through December Sales)

	General Retail	Food Products	Transportation	Construction	Business To Business	Miscellaneous	Oct - Dec 2021 (2021Q4)	Oct - Dec 2020 (2020Q4)	% Chg	Gain	Gain	Decline	Decline
RIVERSIDE COUNTY													
BANNING	33.2%	17.1%	8.0%	-12.8%	-2.2%	-18.6%	**800,343**	709,495	**12.8%**	Service Stations	Miscellaneous Retail	Misc. Vehicle Sales	Auto Sales - New
BEAUMONT	1010.1%	18.8%	25.1%	-2.5%	-50.5%	113.3%	**6,492,229**	1,548,681	**319.2%**	Miscellaneous Retail	Service Stations	Light Industry	Bldg.Matls-Whsle
BLYTHE	-18.4%	8.2%	21.2%	3.1%	-41.6%	-41.7%	**398,243**	396,981	**0.3%**	Service Stations	Restaurants	Light Industry	Miscellaneous Retail
CALIMESA	10.6%	21.0%	53.5%	-28.2%	21.4%	-6.8%	**300,828**	236,231	**27.3%**	Service Stations	Restaurants	Light Industry	Bldg.Matls-Whsle
CANYON LAKE	-3.3%	20.7%	8.2%	428.6%	-44.8%	-48.1%	**73,897**	66,718	**10.8%**	Restaurants	Service Stations	Furniture/Appliance	Light Industry
CATHEDRAL CITY	15.8%	26.2%	21.3%	17.3%	7.3%	5.5%	**2,915,054**	2,427,630	**20.1%**	Auto Sales - New	Service Stations	Misc. Vehicle Sales	Leasing
COACHELLA	12.0%	4.0%	36.9%	49.2%	57.8%	-0.6%	**1,075,458**	866,413	**24.1%**	Service Stations	Energy Sales	Food Processing Eqp	Auto Sales - Used
CORONA	10.5%	21.6%	38.4%	-2.3%	3.5%	-43.3%	**10,655,286**	9,585,115	**11.2%**	Service Stations	Auto Sales - New	Office Equipment	Bldg.Matls-Whsle
COUNTY OF RIVERSIDE	53.8%	27.4%	43.8%	29.6%	-9.0%	0.9%	**10,241,413**	7,764,659	**31.9%**	Miscellaneous Retail	Apparel Stores	Heavy Industry	Leasing
DESERT HOT SPRINGS	-2.4%	11.5%	43.5%	19.5%	412.0%	-8.4%	**1,087,134**	523,850	**107.5%**	Leasing	Service Stations	Heavy Industry	Drug Stores
EASTVALE	744.9%	22.0%	52.8%	-7.1%	12.9%	24.4%	**10,354,582**	2,603,655	**297.7%**	Miscellaneous Retail	Department Stores	Bldg.Matls-Whsle	Auto Parts/Repair
HEMET	9.2%	16.9%	2.0%	-3.0%	6.1%	-80.2%	**3,566,715**	3,390,451	**5.2%**	Service Stations	Restaurants	Auto Sales - New	Miscellaneous Other
INDIAN WELLS	75.6%	360.6%	0.0%	23.8%	86.1%	74.1%	**346,062**	131,263	**163.6%**	Restaurants	Miscellaneous Retail	Miscellaneous Other	Leasing
INDIO	17.2%	32.0%	24.3%	21.6%	-13.2%	59.3%	**3,432,573**	2,878,245	**19.3%**	Auto Sales - New	Restaurants	Heavy Industry	Leasing
JURUPA VALLEY	-7.6%	13.8%	34.7%	13.4%	17.0%	794.2%	**5,451,690**	4,866,194	**12.0%**	Service Stations	Light Industry	Department Stores	Office Equipment
LA QUINTA	22.6%	54.3%	26.7%	0.4%	39.8%	28.4%	**2,946,646**	2,315,682	**27.2%**	Restaurants	Department Stores	Health & Government	Leasing
LAKE ELSINORE	12.2%	17.2%	20.8%	5.5%	8.0%	38.6%	**3,395,041**	2,973,683	**14.2%**	Department Stores	Service Stations	Apparel Stores	Electronic Equipment
MENIFEE	14.6%	23.7%	37.7%	16.9%	37.5%	-16.7%	**2,562,086**	2,098,090	**22.1%**	Service Stations	Restaurants	Miscellaneous Other	Business Services
MORENO VALLEY	125.5%	15.2%	34.9%	0.7%	3.5%	-81.1%	**8,497,211**	5,640,659	**50.6%**	Miscellaneous Retail	Auto Sales - New	Miscellaneous Other	Health & Government
MURRIETA	10.1%	9.6%	24.3%	1.4%	41.9%	17.8%	**5,472,091**	4,739,600	**15.5%**	Auto Sales - Used	Restaurants	Misc. Vehicle Sales	Food Markets
NORCO	8.9%	13.6%	35.3%	-5.2%	17.7%	-73.0%	**2,246,578**	1,870,656	**20.1%**	Auto Sales - Used	Service Stations	Miscellaneous Other	Heavy Industry
PALM DESERT	30.1%	65.8%	-2.1%	26.5%	31.3%	-60.7%	**6,164,882**	4,724,587	**30.5%**	Restaurants	Department Stores	Auto Sales - Used	Miscellaneous Other
PALM SPRINGS	19.7%	73.2%	40.7%	6.1%	-30.1%	116.1%	**4,427,697**	3,607,954	**22.7%**	Restaurants	Leasing	Heavy Industry	Light Industry
PERRIS	-0.4%	26.4%	43.8%	10.1%	-27.2%	-7.7%	**5,556,271**	5,273,615	**5.4%**	Bldg.Matls-Retail	Service Stations	Electronic Equipment	Heavy Industry
RANCHO MIRAGE	13.5%	70.0%	27.3%	6.4%	9.2%	0.2%	**1,616,541**	1,272,766	**27.0%**	Restaurants	Auto Sales - New	Light Industry	Health & Government
RIVERSIDE	35.9%	27.0%	23.8%	15.4%	3.2%	63.8%	**18,970,674**	15,432,120	**22.9%**	Department Stores	Restaurants	Leasing	Business Services
SAN JACINTO	18.0%	14.5%	42.3%	81.6%	-69.2%	94.8%	**966,710**	859,432	**12.5%**	Service Stations	Miscellaneous Retail	Leasing	Heavy Industry
TEMECULA	23.1%	23.1%	27.0%	-2.2%	13.9%	98.8%	**10,851,487**	8,925,678	**21.6%**	Auto Sales - New	Restaurants	Heavy Industry	Bldg.Matls-Retail
WILDOMAR	128.6%	12.6%	11.2%	6.4%	25.0%	27.7%	**609,013**	499,373	**22.0%**	Drug Stores	Energy Sales	Office Equipment	Apparel Stores

AGENDA ITEM 6E

RIVERSIDE COUNTY TRANSPORTATION COMMISSION	
DATE:	May 23, 2022
TO:	Budget and Implementation Committee
FROM:	Megan Kavand, Senior Financial Analyst Michele Cisneros, Deputy Finance Director
THROUGH:	Sergio Vidal, Chief Financial Officer
SUBJECT:	Quarterly Investment Report

STAFF RECOMMENDATION:

This item is for the Committee to:

1) Receive and file the Quarterly Investment Report for the quarter ended March 31, 2022; and
2) Forward to the Commission for final action.

BACKGROUND INFORMATION:

The Commission's quarterly investment reports have generally reflected investments primarily concentrated in the Riverside County Pooled Investment Fund as well as investments in mutual funds for sales tax revenue bonds debt service payments.

As a result of significant project financings such as the State Route 91 Corridor Improvement Project (91 Project or 91 CIP) and the Interstate 15 Express Lanes Project (I-15 ELP), the Commission engaged MetLife Investment Management, LLC, formerly Logan Circle Partners, L.P. (MetLife), as the investment manager for the bond proceeds and other required funds. Additionally, the Commission engaged Payden & Rygel Investment Management (Payden & Rygel) to make specific investments for Commission operating funds. The Commission approved initial agreements with the investment managers in May 2013 following a competitive procurement and has extended the agreements through the annual recurring contracts process.

MetLife invested the debt proceeds and subsequent other required contributions for the 91 Project and I-15 ELP in separate accounts of the Short-Term Actively Managed Program (STAMP). The Commission completed the 91 Project financing in 2013, the I-15 ELP and 91 Project completion financing (2017 Financing) in July 2017 and the 2021 91 Project refinancing (2021 Financing) in October 2021. Consistent with financing expectations, the Commission expended all 91 Project debt proceeds and equity contributions, except for the toll revenue bonds debt service reserve, and subsequent to commencement of operations, established other required accounts. The Commission continues to expend the 2017 Financing bond proceeds on the I-15 ELP and funded required reserve accounts.

The quarterly investment report for the third quarter of FY 2021/22, as required by state law and Commission policy, reflects the investment activities resulting from the 91 Project, 2017 Financing, 2021 Financing and available operating cash. As of March 31, 2022, the Commission's cash and investments were comprised of the following:

CASH AND INVESTMENTS PORTFOLIO	AMOUNTS
Operating	$ 731,326,049
Trust	218,773,303
Commission-managed	168,779,019
STAMP for 91 CIP	55,495,367
STAMP for 2017 Financing	38,237,583
Total	**$ 1,212,611,321**

The quarterly investment report includes the following information:

- Investment Portfolio Report;
- 91 CIP STAMP Portfolio by Investment Category;
- 91 CIP STAMP Portfolio by Account;
- 91 CIP STAMP Portfolio Transaction Report by Account;
- 2017 Financing STAMP Portfolio by Investment Category;
- 2017 Financing STAMP Portfolio by Account;
- 2017 Financing STAMP Portfolio Transaction Report by Account;
- MetLife Short Duration First Quarter 2022 Review;
- Payden & Rygel Operating Portfolio by Investment Category;
- Payden & Rygel Operating Portfolio Transaction Report;
- Payden & Rygel Operating Portfolio First Quarter 2022 Review; and
- County of Riverside Investment Report for the Quarter Ended March 31, 2022.

As of March 31, 2022, the Commission's cash and investments are in compliance with both the Commission's investment policy adopted on August 12, 2020, and permitted investments described in the indenture for the Commission's sales tax revenue bonds and the master indentures for the Commission's toll revenue bonds. Additionally, the Commission has adequate cash flows for the next six months.

FISCAL IMPACT:

This is an information item. There is no fiscal impact.

Attachments:
1) Investment Portfolio Report
2) 91 CIP STAMP Portfolio by Investment Category
3) 91 CIP STAMP Portfolio by Account
4) 91 CIP STAMP Portfolio Transaction Report by Account

5) 2017 Financing STAMP Portfolio by Investment Category
6) 2017 Financing STAMP Portfolio by Account
7) 2017 Financing STAMP Portfolio Transaction Report by Account
8) Payden & Rygel Operating Portfolio by Investment Category
9) Payden & Rygel Operating Portfolio Transaction Report
10) MetLife Short Duration Quarterly Review
11) Payden & Rygel Operating Portfolio Quarterly Review
12) County of Riverside Investment Report

Riverside County Transportation Commission
Investment Portfolio Report
Period Ended: March 31, 2022

	FAIR VALUE	RATING MOODYS / S&P	COUPON RATE	PAR VALUE	PURCHASE DATE	MATURITY DATE	YIELD TO MATURITY	PURCHASE COST	MARKET VALUE	UNREALIZED GAIN (LOSS)
OPERATING FUNDS										
City National Bank Deposits	10,162,433	A3/BBB+	N/A				N/A			
County Treasurer's Pooled Investment Fund	721,163,616	Aaa-bf/AAAf-S1	N/A				0.43%			
Subtotal Operating Funds	731,326,049									
FUNDS HELD IN TRUST										
County Treasurer's Pooled Investment Fund:										
Local Transportation Fund	218,773,303	Aaa-bf/AAAf-S1	N/A				0.43%			
Subtotal Funds Held in Trust	218,773,303									
COMMISSION MANAGED PORTFOLIO										
US Bank Payden & Rygel Operating	54,417,815	See attached report for details								
First American Government Obligation Fund	114,361,204	N/A	N/A				N/A			
Subtotal Commission Managed Portfolio	168,779,019									
STAMP PORTFOLIO for 91 CIP										
2013 Series A & Series B Reserve Fund	12,216,514	See attached report for details								
2021 Series B Reserve Fund	36,081,940	See attached report for details								
2021 Series C Reserve Fund	7,196,913	See attached report for details								
Subtotal STAMP Portfolio - 91 CIP	55,495,367									
STAMP PORTFOLIO for 2017 Financing										
Sales Tax I15 ELP Project Revenue Fund	22,874,166	See attached report for details								
Ramp Up Fund	15,363,417	See attached report for details								
Subtotal STAMP Portfolio - 2017 Financing	38,237,583									
TOTAL All Cash and Investments	**$ 1,212,611,321**									

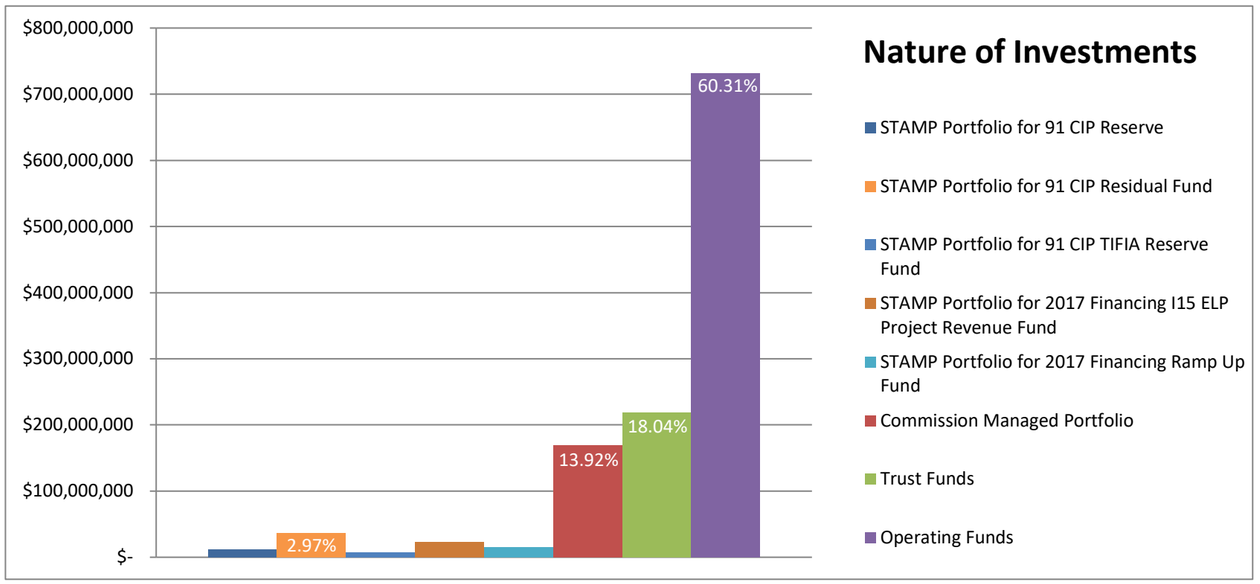

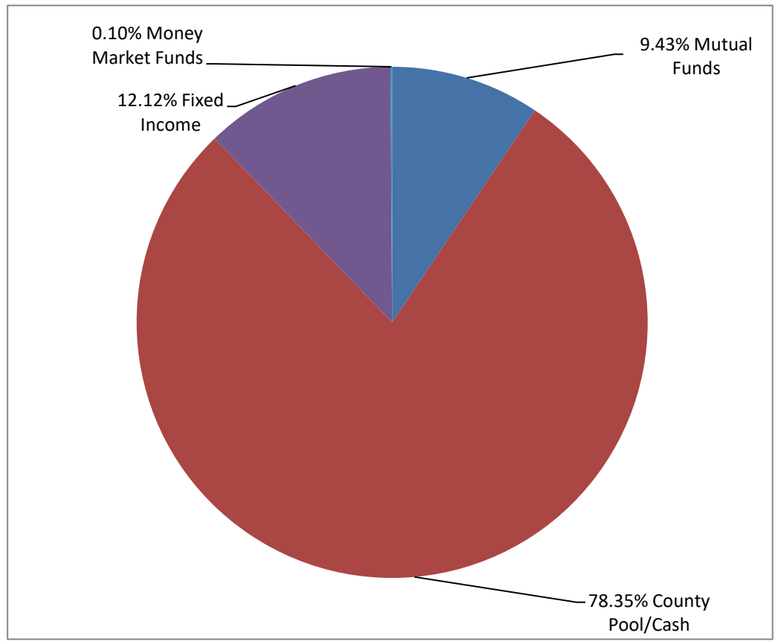

RIVERSIDE COUNTY TRANSPORTATION COMMISSION

91 CIP STAMP Portfolio by Investment Category for quarter ended March 31, 2022

Source Account	Account	CUSIP	Asset Category Name	Asset Name 1	Asset Name 2	Maturity Date	Issue Date	Shares/Par	Book Value	Call Date	Market Value	Unrealized Gain/Loss	Coupon	Yield	S&P Rating	Moody Rating
226122002	RCTC 2021 SER B SR BDS RES ACCT		CASH	Principal Cash							338.52					
226122002	RCTC 2021 SER B SR BDS RES ACCT		CASH	Income Cash							(338.52)					
238302001	RCTC 2021 C SEC LIEN BDS RES ACCT		CASH	Income Cash							(129.55)					
238302001	RCTC 2021 C SEC LIEN BDS RES ACCT		CASH	Principal Cash							129.55					
226122002	RCTC 2021 SER B SR BDS RES ACCT	31846V203	CASH EQUIVALENTS	FIRST AMERICAN GOVERNMENT	OBLIG FD CL Y			1,210,736.54	1,210,736.54		1,210,736.54	-		0.006		
238302001	RCTC 2021 C SEC LIEN BDS RES ACCT	31846V203	CASH EQUIVALENTS	FIRST AMERICAN GOVERNMENT	OBLIG FD CL Y			85,547.51	85,547.51		85,547.51	-		0.006		
256350023	RCTC 2013 A&B TOLL BDS 2013A&B RSV	31846V401	CASH EQUIVALENTS	FIRST AMERICAN GOVERNMENT	OBLIG FD CL D			365,227.80	365,227.80		365,227.80	-		0.006		
226122002	RCTC 2021 SER B SR BDS RES ACCT	02582JHS2	CORPORATE OBLIGATIONS	AMERICAN EXPRESS CREDIT ACCOUNT	A B S SER 2018 3 CL A	10/15/2025	03/21/2018	500,000.00	501,328.13		500,640.00	(688.13)	VAR	0.476	N/A	AAA
226122002	RCTC 2021 SER B SR BDS RES ACCT	02588NAB1	CORPORATE OBLIGATIONS	AMERICAN EXPRESS CREDIT ACCOUNT	A B S SER 2017 5 CL B	02/18/2025	07/31/2017	361,000.00	361,479.45		361,212.99	(266.46)	VAR	0.719	N/A	AA2
226122002	RCTC 2021 SER B SR BDS RES ACCT	03066NAD6	CORPORATE OBLIGATIONS	AMERICREDIT AUTOMOBILE	A B S SER 2019 3 CL A3	04/18/2024	09/18/2019	314,076.98	315,107.55		314,353.37	(754.18)	2.060	2.058	AAA	N/A
226122002	RCTC 2021 SER B SR BDS RES ACCT	06051GGJ2	CORPORATE OBLIGATIONS	BANK OF AMERICA CORP	04/24/2023 VAR	04/24/2023	04/24/2017	725,000.00	727,301.88	4/24/2022	725,195.75	(2,106.13)	VAR	1.259	A-	A2
226122002	RCTC 2021 SER B SR BDS RES ACCT	12596JAC7	CORPORATE OBLIGATIONS	CNH EQUIPMENT TRUST	A B S SER 2019 A CL A3	04/15/2024	02/06/2019	45,231.75	45,539.18		45,466.50	(72.68)	3.010	2.994	AAA	AAA
226122002	RCTC 2021 SER B SR BDS RES ACCT	14041NFS5	CORPORATE OBLIGATIONS	CAPITAL ONE MULTI ASSET EXECUTION	A B S SER 2018 A2 CL A2	03/16/2026	05/16/2018	350,000.00	350,533.20		350,507.50	(25.70)	VAR	0.504	AAA	N/R
226122002	RCTC 2021 SER B SR BDS RES ACCT	14041NFU0	CORPORATE OBLIGATIONS	CAPITAL ONE MULTI ASSET	A B S SER 2019 A2 CL A2	08/15/2024	09/05/2019	175,000.00	175,164.06		175,313.25	149.19	1.720	1.717	AAA	N/A
226122002	RCTC 2021 SER B SR BDS RES ACCT	14042WAC4	CORPORATE OBLIGATIONS	CAPITAL ONE PRIME AUTO	A B S SER 2019 1 CL A3	11/15/2023	05/30/2019	49,751.92	50,125.99		49,898.69	(227.29)	2.510	2.503	AAA	AAA
226122002	RCTC 2021 SER B SR BDS RES ACCT	14314QAC8	CORPORATE OBLIGATIONS	CARMAX AUTO OWN	A B S SER 2021 2 CL A3	02/17/2026	04/21/2021	250,000.00	246,103.52		241,162.50	(4,941.02)	VAR	0.539	AAA	N/A
226122002	RCTC 2021 SER B SR BDS RES ACCT	14315NAC4	CORPORATE OBLIGATIONS	CARMAX AUTO OWNER TRUST	A B S SER 2019 1 CL A3	03/15/2024	01/23/2019	151,088.15	152,244.92		151,659.26	(585.66)	3.050	3.039	AAA	N/A
226122002	RCTC 2021 SER B SR BDS RES ACCT	14315PAD7	CORPORATE OBLIGATIONS	CARMAX AUTO OWNER TRUST	A B S SER 2019 3 CL A3	08/15/2024	07/30/2019	350,512.78	352,443.34		351,231.33	(1,212.01)	2.180	2.176	AAA	N/A
226122002	RCTC 2021 SER B SR BDS RES ACCT	14316LAC7	CORPORATE OBLIGATIONS	CARMAX AUTO OWNER TRUST	A B S SER 2019 2 CL A3	03/15/2024	04/17/2019	225,775.02	228,359.08		226,529.11	(1,829.97)	2.680	2.671	AAA	N/A
226122002	RCTC 2021 SER B SR BDS RES ACCT	14316NAC3	CORPORATE OBLIGATIONS	CARMAX AUTO OWNER TR	A B S SER 2021 1 CL A 3	12/15/2025	01/27/2021	390,000.00	384,089.07		380,581.50	(3,507.57)	VAR	0.348	AAA	N/A
226122002	RCTC 2021 SER B SR BDS RES ACCT	14317CAA0	CORPORATE OBLIGATIONS	CARMAX AUTO OWNER TR 2022 1	A B S SER 2022 1 CL A1	02/15/2023	01/26/2022	216,841.95	216,841.95		216,549.21	(292.74)	VAR	0.292	N/A	N/A
226122002	RCTC 2021 SER B SR BDS RES ACCT	14687KAA4	CORPORATE OBLIGATIONS	CARVANA AUTO REC TR 2021 P4	A B S SER 2021 P4 CL A1	01/10/2023	12/29/2021	238,597.64	238,588.32		238,459.25	(129.07)	VAR	0.286	N/A	N/A
226122002	RCTC 2021 SER B SR BDS RES ACCT	172967KX8	CORPORATE OBLIGATIONS	CITIGROUP INC	09/01/2023 VAR	09/01/2023	08/26/2016	500,000.00	504,058.00	9/1/2022	501,785.00	(2,273.00)	VAR	1.595	BBB+	A3
226122002	RCTC 2021 SER B SR BDS RES ACCT	17305EGM1	CORPORATE OBLIGATIONS	CITIBANK CREDIT CARD ISSUANCE TRUST	A B S SER 2018 A3 CL A3	05/23/2025	05/29/2018	200,000.00	204,445.31		202,532.00	(1,913.31)	3.290	3.249	AAA	AAA
226122002	RCTC 2021 SER B SR BDS RES ACCT	254683CC7	CORPORATE OBLIGATIONS	DISCOVER CARD EXECUTION NOTE TRUST	A B S SER 2017 A7 CL A7	04/15/2025	10/10/2017	350,000.00	350,437.50		350,269.50	(168.00)	VAR	0.514	AAA	AAA
226122002	RCTC 2021 SER B SR BDS RES ACCT	254683CE3	CORPORATE OBLIGATIONS	DISCOVER CARD EXECUTION NOTE TRUST	A B S SER 2018 A2 CL A2	08/15/2025	03/14/2018	350,000.00	350,410.16		350,276.50	(133.66)	VAR	0.486	AAA	AAA
226122002	RCTC 2021 SER B SR BDS RES ACCT	345286AA6	CORPORATE OBLIGATIONS	FORD CR AUTO OWN TR 2022 A	A B S SER 2022 A CL A 1	02/15/2023	01/24/2022	207,065.01	207,065.01		206,843.45	(221.56)	0.238	0.239	N/A	N/A
226122002	RCTC 2021 SER B SR BDS RES ACCT	34528QHB3	CORPORATE OBLIGATIONS	FORD CREDIT FLOORPLAN MASTER	A B S SER 2019 3 CL A2	09/15/2024	09/20/2019	500,000.00	500,390.62		500,345.00	(45.62)	VAR	0.738	AAA	AAA
226122002	RCTC 2021 SER B SR BDS RES ACCT	34531KAD4	CORPORATE OBLIGATIONS	FORD CREDIT AUTO OWNER TRUST	A B S SER 2019 CL A3	03/15/2024	11/22/2019	425,003.89	427,527.36		425,390.64	(2,136.72)	1.870	1.868	AAA	AAA
226122002	RCTC 2021 SER B SR BDS RES ACCT	34531RAD9	CORPORATE OBLIGATIONS	FORD CREDIT AUTO LS TR	A B S SER 2020 B CL A3	08/15/2023	07/24/2020	101,392.90	101,377.07		101,292.52	(84.55)	0.620	0.621	AAA	AAA
226122002	RCTC 2021 SER B SR BDS RES ACCT	34531RAF4	CORPORATE OBLIGATIONS	FORD CREDIT AUTO LS TR	A B S SER 2020 B CL B	11/15/2023	07/24/2020	411,000.00	410,341.76		408,891.57	(1,450.19)	1.000	1.005	AA	AAA
226122002	RCTC 2021 SER B SR BDS RES ACCT	36259PAD8	CORPORATE OBLIGATIONS	GM FIN AUTO LEASE TR	A B S SER 2020 2 CL A 3	07/20/2023	06/17/2020	172,899.71	173,048.30		172,680.13	(368.17)	VAR	0.801	AAA	AAA
226122002	RCTC 2021 SER B SR BDS RES ACCT	36265MAA3	CORPORATE OBLIGATIONS	GM FIN AUTO LSNG TR	A B S SER 2022 1 CL A 1	02/21/2023	02/23/2022	258,444.02	258,444.02		258,015.00	(429.02)	0.570	0.571	N/A	N/A
226122002	RCTC 2021 SER B SR BDS RES ACCT	380140AB9	CORPORATE OBLIGATIONS	GM FIN CONS AUTO REC TR	A B S SER 2021 3 CL A2	08/16/2024	07/21/2021	402,576.65	401,601.65		400,201.45	(1,400.20)	0.210	0.211	AAA	N/A
226122002	RCTC 2021 SER B SR BDS RES ACCT	38141GXW9	CORPORATE OBLIGATIONS	GOLDMAN SACHS GROUP INC	03/08/2024 VAR	03/08/2024	03/08/2021	455,000.00	455,399.95	3/8/2023	451,005.10	(4,394.85)	VAR	0.635	BBB+	A2
226122002	RCTC 2021 SER B SR BDS RES ACCT	44891RAB6	CORPORATE OBLIGATIONS	HYUNDAI AUTO RECV TR	A B S SER 2020 C CL A2	09/15/2023	10/28/2020	193,140.32	193,110.14		192,956.84	(153.30)	0.260	0.260	AAA	N/A
226122002	RCTC 2021 SER B SR BDS RES ACCT	46647PCA2	CORPORATE OBLIGATIONS	JPMORGAN CHASE CO	03/16/2024 VAR	03/16/2024	03/16/2021	455,000.00	456,879.15	3/16/2023	453,594.05	(3,285.10)	VAR	0.631	A-	A2
226122002	RCTC 2021 SER B SR BDS RES ACCT	477870AC3	CORPORATE OBLIGATIONS	JOHN DEERE OWNER TRUST	A B S SER 2019 B CL A3	12/15/2023	07/24/2019	387,054.69	389,473.78		388,088.13	(1,385.65)	2.210	2.204	N/A	AAA
226122002	RCTC 2021 SER B SR BDS RES ACCT	65479HAC1	CORPORATE OBLIGATIONS	NISSAN AUTO RECEIVABLE OWNER	A B S SER 2019 B CL A3	11/15/2023	05/28/2019	107,888.31	108,847.93		108,344.68	(503.25)	2.500	2.489	N/A	AAA
226122002	RCTC 2021 SER B SR BDS RES ACCT	65479QAA5	CORPORATE OBLIGATIONS	NISSAN AT REC OWNR TR	A B S SER 2022 A CL A1	03/15/2023	02/23/2022	333,521.32	333,521.32		333,067.73	(453.59)	Zero Cpn	0.033	N/A	N/A
226122002	RCTC 2021 SER B SR BDS RES ACCT	80285RAE8	CORPORATE OBLIGATIONS	SANTANDER DRIVE AUTO TR	A B S SER 2020 2 CL B	11/15/2024	07/22/2020	81,076.19	81,175.64		81,045.38	(130.26)	VAR	0.960	N/A	AAA
226122002	RCTC 2021 SER B SR BDS RES ACCT	80285WAF4	CORPORATE OBLIGATIONS	SANTANDER DRIVE AUTO TR 2020 3	A B S SER 2020 3 CL C	12/15/2025	09/23/2020	350,000.00	349,494.14		347,368.00	(2,126.14)	1.120	1.128	N/A	AAA
226122002	RCTC 2021 SER B SR BDS RES ACCT	828807DR5	CORPORATE OBLIGATIONS	SIMON PPTY GROUP L P	01/11/2024 VAR	01/11/2024	01/11/2022	140,000.00	140,000.00	1/11/2023	139,869.80	(130.20)	VAR	0.000	A-	A3
226122002	RCTC 2021 SER B SR BDS RES ACCT	842400HC0	CORPORATE OBLIGATIONS	SOUTHERN CA EDISON CO 1M GLBL 2021C	24	04/01/2024	04/01/2021	450,000.00	450,958.50	4/1/2023	449,703.00	(1,255.50)	VAR	0.914	A-	A3
226122002	RCTC 2021 SER B SR BDS RES ACCT	92347YAA2	CORPORATE OBLIGATIONS	VERIZON OWNER TRUST	A B S SER 2019 A CL A1A	09/20/2023	03/13/2019	133,096.47	133,845.13		133,498.42	(346.71)	2.930	2.921	AAA	AAA
226122002	RCTC 2021 SER B SR BDS RES ACCT	92347YAC8	CORPORATE OBLIGATIONS	VERIZON OWNER TRUST	A B S SER 2019 A CL B	09/20/2023	03/13/2019	430,000.00	437,827.34		431,883.40	(5,943.94)	3.020	3.007	AAA	AAA
226122002	RCTC 2021 SER B SR BDS RES ACCT	98162HAC4	CORPORATE OBLIGATIONS	WORLD OMNI AUTOMOBILE LEASE	A B S SER 2020 A CL A3	01/15/2023	02/12/2020	136,192.54	137,341.66		136,328.73	(1,012.93)	1.700	1.698	N/A	AAA
226122002	RCTC 2021 SER B SR BDS RES ACCT	98162VAD1	CORPORATE OBLIGATIONS	WORLD OMNI AUTO RECEIVABLES	A B S SER 2019 B CL A3	07/15/2024	05/15/2019	179,031.91	180,178.83		179,660.31	(518.52)	2.590	2.581	AAA	N/A
226122002	RCTC 2021 SER B SR BDS RES ACCT	98164EAB1	CORPORATE OBLIGATIONS	WORLD OMNI AUTO RECV TR	A B S SER 2021 A CL A2	02/15/2024	02/10/2021	148,659.12	148,589.42		148,409.37	(180.05)	VAR	0.170	AAA	N/A
226122002	RCTC 2021 SER B SR BDS RES ACCT	98164GAA8	CORPORATE OBLIGATIONS	WORLD OMNI AUTO REC TR 2022 A	A B S SER 2022 A CL A1	02/15/2023	02/16/2022	245,388.13	245,388.13		245,024.96	(363.17)	0.396	0.397	N/A	N/A
238302001	RCTC 2021 C SEC LIEN BDS RES ACCT	02582JHS2	CORPORATE OBLIGATIONS	AMERICAN EXPRESS CREDIT ACCOUNT	A B S SER 2018 3 CL A	10/15/2025	03/21/2018	100,000.00	100,265.63		100,128.00	(137.63)	VAR	0.476	N/A	AAA
238302001	RCTC 2021 C SEC LIEN BDS RES ACCT	05522RDB1	CORPORATE OBLIGATIONS	BANK OF AMERICA CREDIT CARD	A B S SER 2019 A1 CL A1	01/15/2025	09/13/2019	35,000.00	35,049.22		35,061.25	12.03	1.740	1.737	N/A	AAA
238302001	RCTC 2021 C SEC LIEN BDS RES ACCT	06051GGJ2	CORPORATE OBLIGATIONS	BANK OF AMERICA CORP	04/24/2023 VAR	04/24/2023	04/24/2017	145,000.00	145,460.38	4/24/2022	145,039.15	(421.23)	VAR	1.259	A-	A2
238302001	RCTC 2021 C SEC LIEN BDS RES ACCT	12596JAC7	CORPORATE OBLIGATIONS	CNH EQUIPMENT TRUST	A B S SER 2019 A CL A3	04/15/2024	02/06/2019	12,072.54	12,154.60		12,135.20	(19.40)	3.010	2.994	AAA	AAA
238302001	RCTC 2021 C SEC LIEN BDS RES ACCT	14041NFQ9	CORPORATE OBLIGATIONS	CAPITAL ONE MULTI ASSET EXECUTION	A B S SER 2017 A6 CL A6	07/15/2025	10/10/2017	40,000.00	40,150.00		40,166.00	16.00	2.290	2.281	AAA	N/A
238302001	RCTC 2021 C SEC LIEN BDS RES ACCT	14041NFS5	CORPORATE OBLIGATIONS	CAPITAL ONE MULTI ASSET EXECUTION	A B S SER 2018 A2 CL A2	03/16/2026	05/16/2018	75,000.00	75,114.26		75,108.75	(5.51)	VAR	0.504	AAA	N/R
238302001	RCTC 2021 C SEC LIEN BDS RES ACCT	14041NFU0	CORPORATE OBLIGATIONS	CAPITAL ONE MULTI ASSET	A B S SER 2019 A2 CL A2	08/15/2024	09/05/2019	35,000.00	35,032.81		35,062.65	29.84	1.720	1.717	AAA	N/A
238302001	RCTC 2021 C SEC LIEN BDS RES ACCT	14042WAC4	CORPORATE OBLIGATIONS	CAPITAL ONE PRIME AUTO	A B S SER 2019 1 CL A3	11/15/2023	05/30/2019	9,950.44	10,025.19		9,979.79	(45.39)	2.510	2.503	AAA	AAA
238302001	RCTC 2021 C SEC LIEN BDS RES ACCT	14314QAC8	CORPORATE OBLIGATIONS	CARMAX AUTO OWN	A B S SER 2021 2 CL A3	02/17/2026	04/21/2021	50,000.00	49,220.70		48,232.50	(988.20)	VAR	0.539	AAA	N/A
238302001	RCTC 2021 C SEC LIEN BDS RES ACCT	14315PAD7	CORPORATE OBLIGATIONS	CARMAX AUTO OWNER TRUST	A B S SER 2019 3 CL A3	08/15/2024	07/30/2019	75,109.88	75,523.57		75,263.86	(259.71)	2.180	2.176	AAA	N/A
238302001	RCTC 2021 C SEC LIEN BDS RES ACCT	14316LAC7	CORPORATE OBLIGATIONS	CARMAX AUTO OWNER TRUST	A B S SER 2019 2 CL A3	03/15/2024	04/17/2019	46,712.07	47,246.71		46,868.09	(378.62)	2.680	2.671	AAA	N/A
238302001	RCTC 2021 C SEC LIEN BDS RES ACCT	14316NAC3	CORPORATE OBLIGATIONS	CARMAX AUTO OWNER TR	A B S SER 2021 1 CL A 3	12/15/2025	01/27/2021	80,000.00	78,787.50		78,068.00	(719.50)	VAR	0.348	AAA	N/A
238302001	RCTC 2021 C SEC LIEN BDS RES ACCT	14317CAA0	CORPORATE OBLIGATIONS	CARMAX AUTO OWNER TR 2022 1	A B S SER 2022 1 CL A1	02/15/2023	01/26/2022	46,466.14	46,466.14		46,403.41	(62.73)	VAR	0.292	N/A	N/A
238302001	RCTC 2021 C SEC LIEN BDS RES ACCT	14687KAA4	CORPORATE OBLIGATIONS	CARVANA AUTO REC TR 2021 P4	A B S SER 2021 P4 CL A1	01/10/2023	12/29/2021	7,953.25	7,952.94		7,948.64	(4.30)	VAR	0.286	N/A	N/A
238302001	RCTC 2021 C SEC LIEN BDS RES ACCT	172967KX8	CORPORATE OBLIGATIONS	CITIGROUP INC	09/01/2023 VAR	09/01/2023	08/26/2016	100,000.00	100,811.60	9/1/2022	100,357.00	(454.60)	VAR	1.595	BBB+	A3
238302001	RCTC 2021 C SEC LIEN BDS RES ACCT	254683CE3	CORPORATE OBLIGATIONS	DISCOVER CARD EXECUTION NOTE TRUST	A B S SER 2018 A2 CL A2	08/15/2025	03/14/2018	75,000.00	75,087.89		75,059.25	(28.64)	VAR	0.486	AAA	AAA
238302001	RCTC 2021 C SEC LIEN BDS RES ACCT	345286AA6	CORPORATE OBLIGATIONS	FORD CR AUTO OWN TR 2022 A	A B S SER 2022 A CL A 1	02/15/2023	01/24/2022	44,371.07	44,371.07		44,323.59	(47.48)	0.238	0.239	N/A	N/A
238302001	RCTC 2021 C SEC LIEN BDS RES ACCT	34528QHB3	CORPORATE OBLIGATIONS	FORD CREDIT FLOORPLAN MASTER	A B S SER 2019 3 CL A2	09/15/2024	09/20/2019	100,000.00	100,078.13		100,069.00	(9.13)	VAR	0.738	AAA	AAA
238302001	RCTC 2021 C SEC LIEN BDS RES ACCT	34531KAD4	CORPORATE OBLIGATIONS	FORD CREDIT AUTO OWNER TRUST	A B S SER 2019 CL A3	03/15/2024	11/22/2019	34,000.31	34,202.18		34,031.25	(170.93)	1.870	1.868	AAA	AAA
238302001	RCTC 2021 C SEC LIEN BDS RES ACCT	34531RAD9	CORPORATE OBLIGATIONS	FORD CREDIT AUTO LS TR	A B S SER 2020 B CL A3	08/15/2023	07/24/2020	8,449.41	8,448.08		8,441.05	(7.04)	0.620	0.621	AAA	AAA
238302001	RCTC 2021 C SEC LIEN BDS RES ACCT	34531RAF4	CORPORATE OBLIGATIONS	FORD CREDIT AUTO LS TR	A B S SER 2020 B CL B	11/15/2023	07/24/2020	85,000.00	84,863.87		84,563.95	(299.92)	1.000	1.005	AA	AAA
238302001	RCTC 2021 C SEC LIEN BDS RES ACCT	36265MAA3	CORPORATE OBLIGATIONS	GM FIN AUTO LSNG TR	A B S SER 2022 1 CL A 1	02/21/2023	02/23/2022	51,688.80	51,688.80		51,603.00	(85.80)	0.570	0.571	N/A	N/A
238302001	RCTC 2021 C SEC LIEN BDS RES ACCT	380140AB9	CORPORATE OBLIGATIONS	GM FIN CONS AUTO REC TR	A B S SER 2021 3 CL A2	08/16/2024	07/21/2021	76,681.27	76,495.57		76,228.85	(266.72)	0.210	0.211	AAA	N/A
238302001	RCTC 2021 C SEC LIEN BDS RES ACCT	38141GXW9	CORPORATE OBLIGATIONS	GOLDMAN SACHS GROUP INC	03/08/2024 VAR	03/08/2024	03/08/2021	90,000.00	90,079.11	3/8/2023	89,209.80	(869.31)	VAR	0.635	BBB+	A2
238302001	RCTC 2021 C SEC LIEN BDS RES ACCT	46647PCA2	CORPORATE OBLIGATIONS	JPMORGAN CHASE CO	03/16/2024 VAR	03/16/2024	03/16/2021	90,000.00	90,371.70	3/16/2023	89,721.90	(649.80)	VAR	0.631	A-	A2
238302001	RCTC 2021 C SEC LIEN BDS RES ACCT	65479HAC1	CORPORATE OBLIGATIONS	NISSAN AUTO RECEIVABLE OWNER	A B S SER 2019 B CL A3	11/15/2023	05/28/2019	20,229.05	20,409.20		20,314.62	(94.58)	2.500	2.489	N/A	AAA
238302001	RCTC 2021 C SEC LIEN BDS RES ACCT	65479QAA5	CORPORATE OBLIGATIONS	NISSAN AT REC OWNR TR	A B S SER 2022 A CL A1	03/15/2023	02/23/2022	83,380.33	83,380.33		83,266.93	(113.40)	ZERO CPN	0.033	N/A	N/A
238302001	RCTC 2021 C SEC LIEN BDS RES ACCT	80285RAE8	CORPORATE OBLIGATIONS	SANTANDER DRIVE AUTO TR	A B S SER 2020 2 CL B	11/15/2024	07/22/2020	16,215.24	16,234.88		16,209.08	(25.80)	VAR	0.960	N/A	AAA
238302001	RCTC 2021 C SEC LIEN BDS RES ACCT	828807DR5	CORPORATE OBLIGATIONS	SIMON PPTY GROUP L P	01/11/2024 VAR	01/11/2024	01/11/2022	30,000.00	30,000.00	1/11/2023	29,972.10	(27.90)	VAR	0.000	A-	A3

RIVERSIDE COUNTY TRANSPORTATION COMMISSION

91 CIP STAMP Portfolio by Investment Category for quarter ended March 31, 2022

Source Account	Account	CUSIP	Asset Category Name	Asset Name 1	Asset Name 2	Maturity Date	Issue Date	Shares/Par	Book Value	Call Date	Market Value	Unrealized Gain/Loss	Coupon	Yield	S&P Rating	Moody Rating
238302001	RCTC 2021 C SEC LIEN BDS RES ACCT	842400HC0	CORPORATE OBLIGATIONS	SOUTHERN CA EDISON CO 1M GLBL 2021C	24	04/01/2024	04/01/2021	90,000.00	90,191.70	4/1/2023	89,940.60	(251.10)	VAR	0.914	A-	A3
238302001	RCTC 2021 C SEC LIEN BDS RES ACCT	92347YAA2	CORPORATE OBLIGATIONS	VERIZON OWNER TRUST	A B S SER 2019 A CL A1A	09/20/2023	03/13/2019	27,070.46	27,222.73		27,152.21	(70.52)	2.930	2.921	AAA	AAA
238302001	RCTC 2021 C SEC LIEN BDS RES ACCT	92347YAC8	CORPORATE OBLIGATIONS	VERIZON OWNER TRUST	A B S SER 2019 A CL B	09/20/2023	03/13/2019	35,000.00	35,637.11		35,153.30	(483.81)	3.020	3.007	AAA	AAA
238302001	RCTC 2021 C SEC LIEN BDS RES ACCT	98162HAC4	CORPORATE OBLIGATIONS	WORLD OMNI AUTOMOBILE LEASE	A B S SER 2020 A CL A3	01/15/2023	02/12/2020	26,481.89	26,705.33		26,508.37	(196.96)	1.700	1.698	N/A	AAA
238302001	RCTC 2021 C SEC LIEN BDS RES ACCT	98162VAD1	CORPORATE OBLIGATIONS	WORLD OMNI AUTO RECEIVABLES	A B S SER 2019 B CL A3	07/15/2024	05/15/2019	11,935.46	12,011.92		11,977.35	(34.57)	2.590	2.581	AAA	N/A
238302001	RCTC 2021 C SEC LIEN BDS RES ACCT	98164GAA8	CORPORATE OBLIGATIONS	WORLD OMNI AUTO REC TR 2022 A	A B S SER 2022 A CL A1	02/15/2023	02/16/2022	52,583.17	52,583.17		52,505.35	(77.82)	0.396	0.397	N/A	N/A
226122002	RCTC 2021 SER B SR BDS RES ACCT	22550UAB7	FOREIGN OBLIGATIONS	CREDIT SUISSE AG NEW YORK	02/02/2024 VAR	02/02/2024	02/02/2021	455,000.00	455,728.00		451,419.15	(4,308.85)	VAR	0.443	A+	A1
226122002	RCTC 2021 SER B SR BDS RES ACCT	404280CZ0	FOREIGN OBLIGATIONS	HSBC HLDGS PLC	11/22/2024 VAR	11/22/2024	11/22/2021	450,000.00	450,224.75	11/22/2023	445,450.50	(4,774.25)	VAR	0.000	A-	A3
226122002	RCTC 2021 SER B SR BDS RES ACCT	60687YAN9	FOREIGN OBLIGATIONS	MIZUHO FINANCIAL GROUP	09/11/2022 VAR	09/11/2022	09/11/2017	450,000.00	452,286.45		451,080.00	(1,206.45)	VAR	1.622	A-	A1
226122002	RCTC 2021 SER B SR BDS RES ACCT	78015K7K4	FOREIGN OBLIGATIONS	ROYAL BK OF CANADA	MEDIUM TERM NOTE	10/26/2023	10/26/2020	450,000.00	451,887.75		448,659.00	(3,228.75)	VAR	0.498	A	A1
238302001	RCTC 2021 C SEC LIEN BDS RES ACCT	60687YAN9	FOREIGN OBLIGATIONS	MIZUHO FINANCIAL GROUP	09/11/2022 VAR	09/11/2022	09/11/2017	200,000.00	201,016.20		200,480.00	(536.20)	VAR	1.622	A-	A1
238302001	RCTC 2021 C SEC LIEN BDS RES ACCT	78015K7K4	FOREIGN OBLIGATIONS	ROYAL BK OF CANADA	MEDIUM TERM NOTE	10/26/2023	10/26/2020	90,000.00	90,377.55		89,731.80	(645.75)	VAR	0.498	A	A1
226122002	RCTC 2021 SER B SR BDS RES ACCT	235241VW3	MUNICIPAL OBLIGATIONS	DALLAS TX AREA RAPID TRAN SALES TAX	REV TAXABLE SR LIEN REF BDS 2021 A	12/01/2022	12/01/2021	520,000.00	539,016.40		528,897.20	(10,119.20)	4.000	3.933	AA+	AA2
226122002	RCTC 2021 SER B SR BDS RES ACCT	346604LK5	MUNICIPAL OBLIGATIONS	REF BDS 2021	0.921 02/01/2024 TAXABLE	02/01/2024	12/09/2021	410,000.00	410,000.00		399,479.40	(10,520.60)	0.921	0.945	AAA	AAA
226122002	RCTC 2021 SER B SR BDS RES ACCT	575625AT5	MUNICIPAL OBLIGATIONS	MASSACHUSETTS CLEAN ENERGY COOP CORP	REV TAXABLE BDS 2021	07/01/2022	12/01/2021	440,000.00	440,000.00		439,608.40	(391.60)	0.576	0.577	N/A	A1
226122002	RCTC 2021 SER B SR BDS RES ACCT	64966QJD3	MUNICIPAL OBLIGATIONS	NEW YORK NY TAXABLE GO BDS FISCAL	1.150 03/01/2023 TAXABLE	03/01/2023	03/24/2020	215,000.00	215,503.10		213,789.55	(1,713.55)	1.150	1.157	AA	AA2
226122002	RCTC 2021 SER B SR BDS RES ACCT	67908PBA3	MUNICIPAL OBLIGATIONS	OKLAHOMA ST CAPITOL IMPT AUTH REV	TAXABLE REGT HIGHER ED B 2021A	07/01/2022	11/18/2021	500,000.00	500,000.00		499,560.00	(440.00)	0.453	0.453	AA-	N/A
226122002	RCTC 2021 SER B SR BDS RES ACCT	73358W4V3	MUNICIPAL OBLIGATIONS	PORT AUTH N Y N J TAXABLE	CONSOLIDATED NTS AAA NY	07/01/2023	07/08/2020	350,000.00	348,143.50		345,835.00	(2,308.50)	1.086	1.099	A+	AA3
226122002	RCTC 2021 SER B SR BDS RES ACCT	797272RJ2	MUNICIPAL OBLIGATIONS	SAN DIEGO CA CMNTY COLLEGE DIST	TAXABLE GO REF BDS 2021	08/01/2022	12/28/2021	365,000.00	365,000.00		364,489.00	(511.00)	0.497	0.498	AAA	AAA
226122002	RCTC 2021 SER B SR BDS RES ACCT	79739GPB6	MUNICIPAL OBLIGATIONS	SAN DIEGO CNTY CALIF REGL ARPTAUTH	ARPT REV TAXABLE SUB REF BDS 2021 CA	07/01/2023	12/08/2021	280,000.00	280,000.00		274,520.40	(5,479.60)	0.654	0.667	N/A	A2
226122002	RCTC 2021 SER B SR BDS RES ACCT	91523NWT9	MUNICIPAL OBLIGATIONS	UNIVERSITY WA UNIV REVS TAXABLE	GEN REF BDS 2022 B	07/01/2023	03/08/2022	245,000.00	245,000.00		243,409.95	(1,590.05)	1.470	1.480	AA+	AAA
238302001	RCTC 2021 C SEC LIEN BDS RES ACCT	235241VW3	MUNICIPAL OBLIGATIONS	DALLAS TX AREA RAPID TRAN SALES TAX	REV TAXABLE SR LIEN REF BDS 2021 A	12/01/2022	12/01/2021	105,000.00	108,839.85		106,796.55	(2,043.30)	4.000	3.933	AA+	AA2
238302001	RCTC 2021 C SEC LIEN BDS RES ACCT	346604LK5	MUNICIPAL OBLIGATIONS	REF BDS 2021	0.921 02/01/2024 TAXABLE	02/01/2024	12/09/2021	80,000.00	80,000.00		77,947.20	(2,052.80)	0.921	0.945	AAA	AAA
238302001	RCTC 2021 C SEC LIEN BDS RES ACCT	575625AT5	MUNICIPAL OBLIGATIONS	MASSACHUSETTS CLEAN ENERGY COOP CORP	REV TAXABLE BDS 2021	07/01/2022	12/01/2021	85,000.00	85,000.00		84,924.35	(75.65)	0.576	0.577	N/A	A1
238302001	RCTC 2021 C SEC LIEN BDS RES ACCT	64966QJD3	MUNICIPAL OBLIGATIONS	NEW YORK NY TAXABLE GO BDS FISCAL	1.150 03/01/2023 TAXABLE	03/01/2023	03/24/2020	45,000.00	45,105.30		44,746.65	(358.65)	1.150	1.157	AA	AA2
238302001	RCTC 2021 C SEC LIEN BDS RES ACCT	67908PBA3	MUNICIPAL OBLIGATIONS	OKLAHOMA ST CAPITOL IMPT AUTH REV	TAXABLE REGT HIGHER ED B 2021A	07/01/2022	11/18/2021	100,000.00	100,000.00		99,912.00	(88.00)	0.453	0.453	AA-	N/A
238302001	RCTC 2021 C SEC LIEN BDS RES ACCT	73358W4V3	MUNICIPAL OBLIGATIONS	PORT AUTH N Y N J TAXABLE	CONSOLIDATED NTS AAA NY	07/01/2023	07/08/2020	70,000.00	69,628.05		69,167.00	(461.05)	1.086	1.099	A+	AA3
238302001	RCTC 2021 C SEC LIEN BDS RES ACCT	797272RJ2	MUNICIPAL OBLIGATIONS	SAN DIEGO CA CMNTY COLLEGE DIST	TAXABLE GO REF BDS 2021	08/01/2022	12/28/2021	75,000.00	75,000.00		74,895.00	(105.00)	0.497	0.498	AAA	AAA
238302001	RCTC 2021 C SEC LIEN BDS RES ACCT	79739GPB6	MUNICIPAL OBLIGATIONS	SAN DIEGO CNTY CALIF REGL ARPTAUTH	ARPT REV TAXABLE SUB REF BDS 2021 CA	07/01/2023	12/08/2021	55,000.00	55,000.00		53,923.65	(1,076.35)	0.654	0.667	N/A	A2
238302001	RCTC 2021 C SEC LIEN BDS RES ACCT	91523NWT9	MUNICIPAL OBLIGATIONS	UNIVERSITY WA UNIV REVS TAXABLE	GEN REF BDS 2022 B	07/01/2023	03/08/2022	50,000.00	50,000.00		49,675.50	(324.50)	1.470	1.480	AA+	AAA
226122002	RCTC 2021 SER B SR BDS RES ACCT	3128MMT52	US TREAS & AGENCY OBLIGATIONS	F H L M C GOLD PARTN CERT	POOL #G18571	10/01/2030	10/01/2015	76,616.35	79,739.20		75,886.20	(3,853.00)	2.500	2.524	N/A	N/A
226122002	RCTC 2021 SER B SR BDS RES ACCT	3128MMUL5	US TREAS & AGENCY OBLIGATIONS	F H L M C GOLD PARTN CERT	POOL #G18586	02/01/2031	02/01/2016	74,149.88	76,744.14		73,443.23	(3,300.91)	2.500	2.524	N/A	N/A
226122002	RCTC 2021 SER B SR BDS RES ACCT	31307NP40	US TREAS & AGENCY OBLIGATIONS	F H L M C GOLD PARTN CERT	POOL #J32243	07/01/2030	07/01/2015	140,966.13	149,598.64		142,537.90	(7,060.74)	3.000	2.967	N/A	N/A
226122002	RCTC 2021 SER B SR BDS RES ACCT	3130AR2C4	US TREAS & AGENCY OBLIGATIONS	FEDERAL HOME LOAN BKS	2.200 02/28/2025	02/28/2025	02/28/2022	410,000.00	410,000.00		405,293.20	(4,706.80)	2.200	2.226	AA+	AAA
226122002	RCTC 2021 SER B SR BDS RES ACCT	3132A9T64	US TREAS & AGENCY OBLIGATIONS	F H L M C PARTN CERT MIRROR	POOL #ZS8673	10/01/2032	09/01/2018	89,828.13	93,606.74		90,764.14	(2,842.60)	3.000	2.969	N/A	N/A
226122002	RCTC 2021 SER B SR BDS RES ACCT	3132AEF68	US TREAS & AGENCY OBLIGATIONS	F H L M C PARTN CERT	POOL #ZT1989	01/01/2033	05/01/2019	110,323.17	118,544.63		113,182.75	(5,367.01)	3.500	3.412	N/A	N/A
226122002	RCTC 2021 SER B SR BDS RES ACCT	3132D9C93	US TREAS & AGENCY OBLIGATIONS	F H L M C PARTN CERT	POOL #SC0096	10/01/2040	10/01/2020	140,199.08	148,662.44		140,623.88	(8,038.56)	3.000	2.991	N/A	N/A
226122002	RCTC 2021 SER B SR BDS RES ACCT	3136ADZA0	US TREAS & AGENCY OBLIGATIONS	F N M A GTD R E M I C PASS THRU	C M O SER 2013 27 CL KA	04/25/2028	03/01/2013	75,076.52	75,811.65		72,764.91	(3,047.05)	1.250	1.290	N/A	N/A
226122002	RCTC 2021 SER B SR BDS RES ACCT	3136AQZK9	US TREAS & AGENCY OBLIGATIONS	F N M A GTD R E M I C PASS THRU	C M O SER 2015 89 CL KE	11/25/2031	11/01/2015	54,697.61	56,179.27		53,453.79	(2,725.48)	2.000	2.047	N/A	N/A
226122002	RCTC 2021 SER B SR BDS RES ACCT	3137AQQE1	US TREAS & AGENCY OBLIGATIONS	F H L M C MULTICLASS MTG PARTN	C M O SER 4039 CL QB	05/15/2027	05/01/2012	64,239.62	65,159.47		62,731.92	(2,427.07)	1.500	1.536	N/A	N/A
226122002	RCTC 2021 SER B SR BDS RES ACCT	3137AUPE3	US TREAS & AGENCY OBLIGATIONS	F H L M C MULTICLASS MTG PARTN	C M O SER K021 CL A2	06/25/2022	11/01/2012	115,145.27	44,200.23		115,168.30	3,163.04	2.396	2.396	N/A	N/A
226122002	RCTC 2021 SER B SR BDS RES ACCT	3137AYSH5	US TREAS & AGENCY OBLIGATIONS	F H L M C MULTICLASS MTG PARTN	C M O SER 4165 CL TE	12/15/2042	02/01/2013	110,419.45	112,716.45		105,777.42	(6,938.76)	1.750	1.827	N/A	N/A
226122002	RCTC 2021 SER B SR BDS RES ACCT	3137B1UG5	US TREAS & AGENCY OBLIGATIONS	F H L M C MULTICLASS MTG PARTN	C M O SER K027 CL A2	01/25/2023	05/01/2013	175,000.00	176,654.30		175,959.00	(695.30)	2.637	2.623	N/A	N/A
226122002	RCTC 2021 SER B SR BDS RES ACCT	3137B6DF5	US TREAS & AGENCY OBLIGATIONS	F H L M C MULTICLASS MTG PARTN	C M O SER 4272 CL YG	11/15/2026	11/01/2013	46,337.37	47,103.73		46,313.74	(789.99)	2.000	2.001	N/A	N/A
226122002	RCTC 2021 SER B SR BDS RES ACCT	3137B9RN7	US TREAS & AGENCY OBLIGATIONS	F H L M C MULTICLASS MTG PARTN	C M O SER 4328 CL EA	12/15/2027	04/01/2014	62,865.78	63,902.18		63,211.54	(693.87)	2.500	2.486	N/A	N/A
226122002	RCTC 2021 SER B SR BDS RES ACCT	3137BLUR7	US TREAS & AGENCY OBLIGATIONS	F H L M C MULTICLASS MTG PARTN	C M O SER K720 CL A2	06/25/2022	11/01/2015	200,777.77	202,330.66		200,912.29	(1,418.37)	2.716	2.714	N/A	AAA
226122002	RCTC 2021 SER B SR BDS RES ACCT	3137BQBZ9	US TREAS & AGENCY OBLIGATIONS	F H L M C MULTICLASS MTG PARTN	C M O SER K722 CL A2	03/25/2023	06/01/2016	138,174.77	139,254.26		138,574.10	(680.16)	2.406	2.399	AAA	N/A
226122002	RCTC 2021 SER B SR BDS RES ACCT	3137FBAB2	US TREAS & AGENCY OBLIGATIONS	F H L M C MULTICLASS MTG PARTN	C M O SER KIR3 CL A1	08/25/2027	10/01/2017	120,000.00	130,387.24		120,049.20	(10,338.04)	3.038	2.776	N/A	N/A
226122002	RCTC 2021 SER B SR BDS RES ACCT	3137FBAJ5	US TREAS & AGENCY OBLIGATIONS	F H L M C MULTICLASS MTG PARTN	C M O SER KIR3 CL A2	08/25/2027	10/01/2017	200,000.00	210,479.94		203,494.00	(6,985.94)	3.281	3.466	N/A	N/A
226122002	RCTC 2021 SER B SR BDS RES ACCT	3137FMD66	US TREAS & AGENCY OBLIGATIONS	F H L M C MULTICLASS MTG PARTN	C M O SER KJ24 CL A1	05/25/2026	06/01/2019	14,425.02	19,620.00		14,391.55	(5,228.45)	2.283	2.288	N/A	N/A
226122002	RCTC 2021 SER B SR BDS RES ACCT	3137FNAD2	US TREAS & AGENCY OBLIGATIONS	F H L M C MULTICLASS MTG PARTN	C M O SER K095 CL A1	11/25/2028	08/01/2019	129,295.89	131,464.83		129,204.09	(2,260.74)	2.631	2.877	N/A	N/A
226122002	RCTC 2021 SER B SR BDS RES ACCT	3137FPJF3	US TREAS & AGENCY OBLIGATIONS	F H L M C MULTICLASS MTG PARTN	C M O SER K099 CL A1	06/25/2029	10/01/2019	175,635.87	176,693.24		172,836.23	(3,857.01)	2.258	2.295	N/A	N/A
226122002	RCTC 2021 SER B SR BDS RES ACCT	3137FQ3Y7	US TREAS & AGENCY OBLIGATIONS	F H L M C MULTICLASS MTG PARTN	C M O SER K101 CL A1	07/25/2029	11/01/2019	176,096.05	176,548.85		172,857.64	(3,691.21)	2.190	2.559	N/A	N/A
226122002	RCTC 2021 SER B SR BDS RES ACCT	3137FWHY9	US TREAS & AGENCY OBLIGATIONS	F H L M C MULTICLASS MTG PARTN	C M O SER 2020 P003 CL A1	09/25/2030	09/01/2020	182,622.13	181,709.01		164,303.30	(17,405.71)	0.826	0.918	N/A	N/A
226122002	RCTC 2021 SER B SR BDS RES ACCT	3138LFGP7	US TREAS & AGENCY OBLIGATIONS	F N M A PARTN CERT	POOL #AN2905	10/01/2028	10/01/2016	268,207.33	275,569.37		263,835.55	(11,733.82)	2.550	2.592	N/A	N/A
226122002	RCTC 2021 SER B SR BDS RES ACCT	3140J6FU6	US TREAS & AGENCY OBLIGATIONS	F N M A PARTN CERT	POOL #BM1978	10/01/2032	10/01/2017	67,817.16	71,557.96		68,942.92	(2,615.04)	3.000	2.951	N/A	N/A
226122002	RCTC 2021 SER B SR BDS RES ACCT	3140X4H90	US TREAS & AGENCY OBLIGATIONS	F N M A PARTN CERT UMBS	POOL #FM1155	06/01/2032	06/01/2019	105,980.78	111,072.95		104,900.84	(6,172.11)	2.500	2.526	N/A	N/A
226122002	RCTC 2021 SER B SR BDS RES ACCT	3140X7LS6	US TREAS & AGENCY OBLIGATIONS	F N M A PARTN CERT	POOL #FM3936	08/01/2035	07/01/2020	96,382.04	100,873.57		95,399.91	(5,473.66)	2.500	2.526	N/A	N/A
226122002	RCTC 2021 SER B SR BDS RES ACCT	31417YKF3	US TREAS & AGENCY OBLIGATIONS	F N M A PARTN CERT	POOL #MA0293	01/01/2030	12/01/2009	62,563.52	32,401.13		64,858.35	33,018.77	4.500	4.341	N/A	N/A
226122002	RCTC 2021 SER B SR BDS RES ACCT	31418DQ47	US TREAS & AGENCY OBLIGATIONS	F N M A PARTN CERT UMBS	POOL #MA4074	06/01/2035	06/01/2020	150,813.57	155,598.68		146,657.15	(8,952.54)	2.000	2.057	N/A	N/A
226122002	RCTC 2021 SER B SR BDS RES ACCT	31418DVU3	US TREAS & AGENCY OBLIGATIONS	F N M A PARTN CERT UMBS	POOL #MA4226	12/01/2030	12/01/2020	128,576.75	133,465.39		125,850.92	(7,614.47)	2.000	2.043	N/A	N/A
226122002	RCTC 2021 SER B SR BDS RES ACCT	31418DXH0	US TREAS & AGENCY OBLIGATIONS	F N M A PARTN CERT UMBS	POOL #MA4279	03/01/2036	02/01/2021	145,647.30	150,500.77		141,621.61	(8,879.16)	2.000	2.057	N/A	N/A
226122002	RCTC 2021 SER B SR BDS RES ACCT	36176XE21	US TREAS & AGENCY OBLIGATIONS	G N M A PASS THRU CERT	POOL #778953	03/15/2027	03/01/2012	87,477.99	90,116.84		88,120.95	(1,995.89)	3.000	2.978	N/A	N/A
226122002	RCTC 2021 SER B SR BDS RES ACCT	36179MU32	US TREAS & AGENCY OBLIGATIONS	G N M A I I PASS THRU CERT	POOL #MA0602	12/20/2027	12/01/2012	54,322.66	56,235.22		54,721.39	(1,513.83)	3.000	2.978	N/A	N/A
226122002	RCTC 2021 SER B SR BDS RES ACCT	36179NAH1	US TREAS & AGENCY OBLIGATIONS	G N M A I I PASS THRU CERT	POOL #MA0908	04/20/2028	04/01/2013	89,462.43	92,537.83		88,533.81	(4,004.02)	2.500	2.526	N/A	N/A
226122002	RCTC 2021 SER B SR BDS RES ACCT	36179NHK7	US TREAS & AGENCY OBLIGATIONS	G N M A I I PARTN CERT	POOL #MA1134	07/20/2028	07/01/2013	97,632.14	100,287.58		98,350.71	(1,936.87)	3.000	2.978		
226122002	RCTC 2021 SER B SR BDS RES ACCT	36179RHM4	US TREAS & AGENCY OBLIGATIONS	G N M A I I PARTN CERT	POOL #MA2936	07/20/2030	07/01/2015	52,338.10	54,724.30		53,664.35	(1,059.95)	3.500	3.414	N/A	N/A
226122002	RCTC 2021 SER B SR BDS RES ACCT	36179TF83	US TREAS & AGENCY OBLIGATIONS	G N M A I I PARTN CERT	POOL #MA4691	09/20/2032	09/01/2017	49,239.15	51,745.40		50,492.78	(1,252.62)	3.500	3.413	N/A	N/A
226122002	RCTC 2021 SER B SR BDS RES ACCT	38376V2E6	US TREAS & AGENCY OBLIGATIONS	G N M A GTD R E M I C PASS THRU	C M O SER 2010 19 CL UA	07/16/2039	02/01/2010	55,301.83	57,842.25		56,170.62	(1,671.63)	4.000	3.938	N/A	N/A
226122002	RCTC 2021 SER B SR BDS RES ACCT	38376WA62	US TREAS & AGENCY OBLIGATIONS	G N M A GTD R E M I C PASS THRU	C M O SER 2010 15 CL PD	10/20/2039	02/01/2010	72,293.27	60,687.42		73,585.87	13,272.18	4.000	3.930	N/A	N/A
226122002	RCTC 2021 SER B SR BDS RES ACCT	38378FRB8	US TREAS & AGENCY OBLIGATIONS	G N M A GTD R E M I C PASS THRU	C M O SER 2013 5 CL JE	07/20/2042	01/01/2013	100,642.05	99,163.88		96,899.17	(2,264.71)	2.000	2.077	N/A	N/A
226122002	RCTC 2021 SER B SR BDS RES ACCT	38378XP62	US TREAS & AGENCY OBLIGATIONS	G N M A GTD R E M I C PASS THRU	C M O SER 2014 166 CL PL	05/16/2055	11/01/2014	112,711.96	113,889.52		108,178.68	(5,710.84)	VAR	2.605	N/A	N/A
226122002	RCTC 2021 SER B SR BDS RES ACCT	912828XB1	US TREAS & AGENCY OBLIGATIONS	U S TREASURY NOTE	2.125 05/15/2025	05/15/2025	05/15/2015	1,250,000.00	1,275,067.37		1,234,762.50	(38,929.24)	2.125	2.151	N/A	AAA
226122002	RCTC 2021 SER B SR BDS RES ACCT	91282CCG4	US TREAS & AGENCY OBLIGATIONS	U S TREASURY NOTE	0.250 06/15/2024	06/15/2024	06/15/2021	525,000.00	522,662.11		500,718.75	(21,943.36)	0.250	0.262	N/A	AAA
226122002	RCTC 2021 SER B SR BDS RES ACCT	91282CCQ2	US TREAS & AGENCY OBLIGATIONS	U S TREASURY NOTE	07/31/2023 VAR	07/31/2023	07/31/2021	4,100,000.00	4,100,166.12		4,105,904.00	5,704.76	VAR	0.000	N/A	AAA
226122002	RCTC 2021 SER B SR BDS RES ACCT	91282CDE8	US TREAS & AGENCY OBLIGATIONS	U S TREASURY NOTE	10/31/2023 VAR	10/31/2023	11/01/2021	6,650,000.00	6,651,679.90		6,661,970.00	10,290.10	VAR	0.324	N/A	AAA

RIVERSIDE COUNTY TRANSPORTATION COMMISSION

91 CIP STAMP Portfolio by Investment Category for quarter ended March 31, 2022

Source Account	Account	CUSIP	Asset Category Name	Asset Name 1	Asset Name 2	Maturity Date	Issue Date	Shares/Par	Book Value	Call Date	Market Value	Unrealized Gain/Loss	Coupon	Yield	S&P Rating	Moody Rating
238302001	RCTC 2021 C SEC LIEN BDS RES ACCT	31307NP40	US TREAS & AGENCY OBLIGATIONS	F H L M C GOLD PARTN CERT	POOL #J32243	07/01/2030	07/01/2015	165,336.90	175,461.84		167,180.41	(8,281.43)	3.000	2.967	N/A	N/A
238302001	RCTC 2021 C SEC LIEN BDS RES ACCT	3130AR2C4	US TREAS & AGENCY OBLIGATIONS	FEDERAL HOME LOAN BKS	2.200 02/28/2025	02/28/2025	02/28/2022	85,000.00	85,000.00		84,024.20	(975.80)	2.200	2.226	AA+	AAA
238302001	RCTC 2021 C SEC LIEN BDS RES ACCT	3132A9T64	US TREAS & AGENCY OBLIGATIONS	F H L M C PARTN CERT MIRROR	POOL #ZS8673	10/01/2032	09/01/2018	96,737.99	100,807.26		97,746.00	(3,061.26)	3.000	2.969	N/A	N/A
238302001	RCTC 2021 C SEC LIEN BDS RES ACCT	3132D9C93	US TREAS & AGENCY OBLIGATIONS	F H L M C PARTN CERT	POOL #SC0096	10/01/2040	10/01/2020	162,934.07	172,769.89		163,427.76	(9,342.13)	3.000	2.991	N/A	N/A
238302001	RCTC 2021 C SEC LIEN BDS RES ACCT	3136A8SX9	US TREAS & AGENCY OBLIGATIONS	F N M A GTD R E M I C PASS THRU	C M O SER 2012 102 CL BJ	09/25/2027	08/01/2012	33,628.73	34,132.61		32,789.69	(1,342.92)	1.500	1.538	N/A	N/A
238302001	RCTC 2021 C SEC LIEN BDS RES ACCT	3136ABNZ2	US TREAS & AGENCY OBLIGATIONS	F N M A GTD R E M I C PASS THRU	C M O SER 2012 148 CL MC	11/25/2042	12/01/2012	39,098.78	39,773.16		38,948.25	(824.91)	2.000	2.008	N/A	N/A
238302001	RCTC 2021 C SEC LIEN BDS RES ACCT	3136ADFF1	US TREAS & AGENCY OBLIGATIONS	F N M A GTD R E M I C PASS THRU	C M O SER 2013 36 CL KC	04/25/2023	03/01/2013	15,329.30	15,108.93		15,295.88	186.95	1.500	1.503	N/A	N/A
238302001	RCTC 2021 C SEC LIEN BDS RES ACCT	3136AEY84	US TREAS & AGENCY OBLIGATIONS	F N M A GTD R E M I C PASS THRU	C M O SER 2013 70 CL DG	07/25/2028	06/01/2013	39,054.18	39,697.46		38,175.85	(1,521.61)	1.750	1.790	N/A	N/A
238302001	RCTC 2021 C SEC LIEN BDS RES ACCT	3136AHAE0	US TREAS & AGENCY OBLIGATIONS	F N M A GTD R E M I C PASS THRU	C M O SER 2013 M14 CL APT	04/25/2023	11/01/2013	16,395.25	16,457.45		16,350.82	(106.63)	VAR	2.625	N/A	N/A
238302001	RCTC 2021 C SEC LIEN BDS RES ACCT	3136AQZK9	US TREAS & AGENCY OBLIGATIONS	F N M A GTD R E M I C PASS THRU	C M O SER 2015 89 CL KE	11/25/2031	11/01/2015	64,543.18	66,291.57		63,075.47	(3,216.10)	2.000	2.047	N/A	N/A
238302001	RCTC 2021 C SEC LIEN BDS RES ACCT	3137AQQE1	US TREAS & AGENCY OBLIGATIONS	F H L M C MULTICLASS MTG PARTN	C M O SER 4039 CL QB	05/15/2027	05/01/2012	74,382.74	75,447.85		72,636.98	(2,810.29)	1.500	1.536	N/A	N/A
238302001	RCTC 2021 C SEC LIEN BDS RES ACCT	3137AYSH5	US TREAS & AGENCY OBLIGATIONS	F H L M C MULTICLASS MTG PARTN	C M O SER 4165 CL TE	12/15/2042	02/01/2013	129,214.20	131,884.50		123,782.04	(8,102.64)	1.750	1.827	N/A	N/A
238302001	RCTC 2021 C SEC LIEN BDS RES ACCT	3137B1UG5	US TREAS & AGENCY OBLIGATIONS	F H L M C MULTICLASS MTG PARTN	C M O SER K027 CL A2	01/25/2023	05/01/2013	35,000.00	35,330.86		35,191.80	(139.06)	2.637	2.623	N/A	N/A
238302001	RCTC 2021 C SEC LIEN BDS RES ACCT	3137B3NW4	US TREAS & AGENCY OBLIGATIONS	F H L M C MULTICLASS MTG PARTN	C M O SER K031 CL A1	09/25/2022	08/01/2013	8,187.88	9,210.62		8,210.23	(1,000.39)	2.778	2.770	N/A	AAA
238302001	RCTC 2021 C SEC LIEN BDS RES ACCT	3137B5A60	US TREAS & AGENCY OBLIGATIONS	F H L M C MULTICLASS MTG PARTN	C M O SER 4257 CL EK	10/15/2028	10/01/2013	7,069.30	7,107.83		7,072.06	(35.77)	2.500	2.499	N/A	N/A
238302001	RCTC 2021 C SEC LIEN BDS RES ACCT	3137B6DF5	US TREAS & AGENCY OBLIGATIONS	F H L M C MULTICLASS MTG PARTN	C M O SER 4272 CL YG	11/15/2026	11/01/2013	57,921.71	57,319.87		57,892.17	572.30	2.000	2.001	N/A	N/A
238302001	RCTC 2021 C SEC LIEN BDS RES ACCT	3137B9RN7	US TREAS & AGENCY OBLIGATIONS	F H L M C MULTICLASS MTG PARTN	C M O SER 4328 CL EA	12/15/2027	04/01/2014	73,907.60	75,125.34		74,314.09	(814.97)	2.500	2.486	N/A	N/A
238302001	RCTC 2021 C SEC LIEN BDS RES ACCT	3137BLAC2	US TREAS & AGENCY OBLIGATIONS	F H L M C MULTICLASS MTG PARTN	C M O SER K048 CL A2	06/25/2025	09/01/2015	150,000.00	158,296.50		152,148.00	(6,148.50)	VAR	3.238	N/A	N/A
238302001	RCTC 2021 C SEC LIEN BDS RES ACCT	3137BP4K2	US TREAS & AGENCY OBLIGATIONS	F H L M C MULTICLASS MTG PARTN	C M O SER KIR1 CL A2	03/25/2026	05/01/2016	200,000.00	208,911.36		199,334.00	(9,577.36)	2.849	2.859	N/A	N/A
238302001	RCTC 2021 C SEC LIEN BDS RES ACCT	3137F4CY6	US TREAS & AGENCY OBLIGATIONS	F H L M C MULTICLASS MTG PARTN	C M O SER KBX1 CL A1	09/25/2024	03/01/2018	189,765.41	194,782.85		190,304.34	(4,478.51)	2.920	0.527	N/A	N/A
238302001	RCTC 2021 C SEC LIEN BDS RES ACCT	3137FBAB2	US TREAS & AGENCY OBLIGATIONS	F H L M C MULTICLASS MTG PARTN	C M O SER KIR3 CL A1	08/25/2027	10/01/2017	130,000.00	141,252.84		130,053.30	(11,199.54)	3.038	2.776	N/A	N/A
238302001	RCTC 2021 C SEC LIEN BDS RES ACCT	3137FBAJ5	US TREAS & AGENCY OBLIGATIONS	F H L M C MULTICLASS MTG PARTN	C M O SER KIR3 CL A2	08/25/2027	10/01/2017	200,000.00	210,479.94		203,494.00	(6,985.94)	3.281	3.466	N/A	N/A
238302001	RCTC 2021 C SEC LIEN BDS RES ACCT	3137FMD66	US TREAS & AGENCY OBLIGATIONS	F H L M C MULTICLASS MTG PARTN	C M O SER KJ24 CL A1	05/25/2026	06/01/2019	14,425.02	19,620.00		14,391.55	(5,228.45)	2.283	2.288	N/A	N/A
238302001	RCTC 2021 C SEC LIEN BDS RES ACCT	3137FNAD2	US TREAS & AGENCY OBLIGATIONS	F H L M C MULTICLASS MTG PARTN	C M O SER K095 CL A1	11/25/2028	08/01/2019	143,662.10	146,071.99		143,560.10	(2,511.89)	2.631	2.877	N/A	N/A
238302001	RCTC 2021 C SEC LIEN BDS RES ACCT	3137FPJF3	US TREAS & AGENCY OBLIGATIONS	F H L M C MULTICLASS MTG PARTN	C M O SER K099 CL A1	06/25/2029	10/01/2019	189,876.63	191,019.67		186,850.00	(4,169.67)	2.258	2.295	N/A	N/A
238302001	RCTC 2021 C SEC LIEN BDS RES ACCT	3137FPJP1	US TREAS & AGENCY OBLIGATIONS	F H L M C MULTICLASS MTG PARTN	C M O SER KC05 CL ASB	07/25/2029	11/01/2019	92,529.14	97,069.45		90,189.08	(6,880.37)	2.230	2.274	N/A	N/A
238302001	RCTC 2021 C SEC LIEN BDS RES ACCT	3137FQ3Y7	US TREAS & AGENCY OBLIGATIONS	F H L M C MULTICLASS MTG PARTN	C M O SER K101 CL A1	07/25/2029	11/01/2019	190,374.12	190,863.58		186,873.14	(3,990.44)	2.190	2.559	N/A	N/A
238302001	RCTC 2021 C SEC LIEN BDS RES ACCT	3137FWHY9	US TREAS & AGENCY OBLIGATIONS	F H L M C MULTICLASS MTG PARTN	C M O SER 2020 P003 CL A1	09/25/2030	09/01/2020	182,622.13	181,709.01		164,303.30	(17,405.71)	0.826	0.918	N/A	N/A
238302001	RCTC 2021 C SEC LIEN BDS RES ACCT	3138LFGP7	US TREAS & AGENCY OBLIGATIONS	F N M A PARTN CERT	POOL #AN2905	10/01/2028	10/01/2016	48,764.98	50,103.53		47,970.11	(2,133.41)	2.550	2.592	N/A	N/A
238302001	RCTC 2021 C SEC LIEN BDS RES ACCT	3140J6FU6	US TREAS & AGENCY OBLIGATIONS	F N M A PARTN CERT	POOL #BM1978	10/01/2032	10/01/2017	74,598.89	78,713.76		75,837.23	(2,876.53)	3.000	2.951	N/A	N/A
238302001	RCTC 2021 C SEC LIEN BDS RES ACCT	3140JAU97	US TREAS & AGENCY OBLIGATIONS	F N M A PARTN CERT	POOL #BM6007	06/01/2049	05/31/2019	24,501.13	25,427.75		24,505.54	(922.21)	VAR	2.596	N/A	N/A
238302001	RCTC 2021 C SEC LIEN BDS RES ACCT	31417YKF3	US TREAS & AGENCY OBLIGATIONS	F N M A PARTN CERT	POOL #MA0293	01/01/2030	12/01/2009	35,612.61	37,831.64		36,918.88	(900.66)	4.500	4.341	N/A	N/A
238302001	RCTC 2021 C SEC LIEN BDS RES ACCT	31418DQ47	US TREAS & AGENCY OBLIGATIONS	F N M A PARTN CERT UMBS	POOL #MA4074	06/01/2035	06/01/2020	29,571.30	30,506.46		28,756.31	(1,680.24)	2.000	2.057	N/A	N/A
238302001	RCTC 2021 C SEC LIEN BDS RES ACCT	31418DVU3	US TREAS & AGENCY OBLIGATIONS	F N M A PARTN CERT UMBS	POOL #MA4226	12/01/2030	12/01/2020	146,944.88	152,531.92		143,829.65	(8,702.27)	2.000	2.043	N/A	N/A
238302001	RCTC 2021 C SEC LIEN BDS RES ACCT	31418DXH0	US TREAS & AGENCY OBLIGATIONS	F N M A PARTN CERT UMBS	POOL #MA4279	03/01/2036	02/01/2021	166,454.05	172,000.87		161,853.26	(10,147.61)	2.000	2.057	N/A	N/A
238302001	RCTC 2021 C SEC LIEN BDS RES ACCT	36176XE21	US TREAS & AGENCY OBLIGATIONS	G N M A PASS THRU CERT	POOL #778953	03/15/2027	03/01/2012	95,132.31	98,002.07		95,831.53	(2,170.54)	3.000	2.978	N/A	N/A
238302001	RCTC 2021 C SEC LIEN BDS RES ACCT	36176XQB8	US TREAS & AGENCY OBLIGATIONS	G N M A PARTN CERT	POOL #779250	05/15/2027	05/01/2012	32,962.32	34,163.20		33,204.92	(958.28)	3.000	2.978	N/A	N/A
238302001	RCTC 2021 C SEC LIEN BDS RES ACCT	36179MU32	US TREAS & AGENCY OBLIGATIONS	G N M A I I PASS THRU CERT	POOL #MA0602	12/20/2027	12/01/2012	58,849.56	60,921.51		59,281.52	(1,639.99)	3.000	2.978	N/A	N/A
238302001	RCTC 2021 C SEC LIEN BDS RES ACCT	36179NAJ7	US TREAS & AGENCY OBLIGATIONS	G N M A I I PASS THRU CERT	POOL #MA0909	04/20/2028	04/01/2013	22,945.62	23,800.88		22,891.24	(909.64)	3.000	3.007	N/A	N/A
238302001	RCTC 2021 C SEC LIEN BDS RES ACCT	36179NHK7	US TREAS & AGENCY OBLIGATIONS	G N M A I I PARTN CERT	POOL #MA1134	07/20/2028	07/01/2013	65,088.07	67,931.56		65,567.12	(2,364.44)	3.000	2.978		
238302001	RCTC 2021 C SEC LIEN BDS RES ACCT	36179RHM4	US TREAS & AGENCY OBLIGATIONS	G N M A I I PARTN CERT	POOL #MA2936	07/20/2030	07/01/2015	61,061.11	63,845.04		62,608.40	(1,236.64)	3.500	3.414	N/A	N/A
238302001	RCTC 2021 C SEC LIEN BDS RES ACCT	36179TF83	US TREAS & AGENCY OBLIGATIONS	G N M A I I PARTN CERT	POOL #MA4691	09/20/2032	09/01/2017	55,394.04	58,213.56		56,804.37	(1,409.19)	3.500	3.413	N/A	N/A
238302001	RCTC 2021 C SEC LIEN BDS RES ACCT	36202F3H7	US TREAS & AGENCY OBLIGATIONS	G N M A I I PASS THRU CERT	POOL #005300	02/20/2027	02/01/2012	48,819.89	50,505.27		49,177.25	(1,328.02)	3.000	2.978	N/A	N/A
238302001	RCTC 2021 C SEC LIEN BDS RES ACCT	36297GCD0	US TREAS & AGENCY OBLIGATIONS	G N M A PASS THRU CERT	POOL #711168	02/15/2025	02/01/2010	36,574.23	37,090.43		37,178.44	88.01	4.500	4.427	N/A	N/A
238302001	RCTC 2021 C SEC LIEN BDS RES ACCT	38376TTT9	US TREAS & AGENCY OBLIGATIONS	G N M A GTD R E M I C PASS THRU	C M O SER 2010 6 CL AB	11/20/2039	01/01/2010	17,873.19	18,156.02		18,019.39	(136.63)	3.000	2.976	N/A	N/A
238302001	RCTC 2021 C SEC LIEN BDS RES ACCT	38376V2E6	US TREAS & AGENCY OBLIGATIONS	G N M A GTD R E M I C PASS THRU	C M O SER 2010 19 CL UA	07/16/2039	02/01/2010	50,529.57	51,817.91		51,323.39	(494.52)	4.000	3.938	N/A	N/A
238302001	RCTC 2021 C SEC LIEN BDS RES ACCT	38376WA62	US TREAS & AGENCY OBLIGATIONS	G N M A GTD R E M I C PASS THRU	C M O SER 2010 15 CL PD	10/20/2039	02/01/2010	40,200.16	41,517.70		40,918.94	(598.76)	4.000	3.930	N/A	N/A
238302001	RCTC 2021 C SEC LIEN BDS RES ACCT	38377LFC7	US TREAS & AGENCY OBLIGATIONS	G N M A GTD R E M I C PASS THRU	C M O SER 2010 116 CL NE	12/20/2039	09/01/2010	2,630.53	2,654.36		2,629.24	(25.12)	2.500	2.501	N/A	N/A
238302001	RCTC 2021 C SEC LIEN BDS RES ACCT	38377QKH9	US TREAS & AGENCY OBLIGATIONS	G N M A GTD R E M I C PASS THRU	C M O SER 2011 18 CL PG	08/20/2040	02/01/2011	11,037.88	11,163.53		11,058.63	(104.90)	3.000	2.994	N/A	N/A
238302001	RCTC 2021 C SEC LIEN BDS RES ACCT	38377RVK8	US TREAS & AGENCY OBLIGATIONS	G N M A GTD R E M I C PASS THRU	C M O SER 2010 166 CL GP	04/20/2039	12/01/2010	36,564.01	37,278.76		36,661.64	(617.12)	3.000	2.992	N/A	N/A
238302001	RCTC 2021 C SEC LIEN BDS RES ACCT	38377YTL4	US TREAS & AGENCY OBLIGATIONS	G N M A GTD R E M I C PASS THRU	C M O SER 2011 136 CL GA	05/20/2040	10/01/2011	36,751.85	36,303.94		36,689.00	385.06	2.000	2.003	N/A	N/A
238302001	RCTC 2021 C SEC LIEN BDS RES ACCT	38378AU90	US TREAS & AGENCY OBLIGATIONS	G N M A GTD R E M I C PASS THRU	C M O SER 2011 158 CL CA	10/20/2026	12/01/2011	34,492.73	35,036.73		34,716.24	(320.49)	3.000	2.981	N/A	N/A
238302001	RCTC 2021 C SEC LIEN BDS RES ACCT	38378FRB8	US TREAS & AGENCY OBLIGATIONS	G N M A GTD R E M I C PASS THRU	C M O SER 2013 5 CL JE	07/20/2042	01/01/2013	106,233.30	104,673.00		102,282.48	(2,390.52)	2.000	2.077	N/A	N/A
238302001	RCTC 2021 C SEC LIEN BDS RES ACCT	38378HAU0	US TREAS & AGENCY OBLIGATIONS	G N M A GTD R E M I C PASS THRU	C M O SER 2012 96 CL AD	08/20/2027	08/01/2012	45,885.49	46,502.91		44,579.59	(1,923.29)	1.500	1.544	N/A	N/A
238302001	RCTC 2021 C SEC LIEN BDS RES ACCT	38378JZD7	US TREAS & AGENCY OBLIGATIONS	G N M A GTD R E M I C PASS THRU	C M O SER 2013 47 CL EC	12/20/2040	03/01/2013	15,547.09	15,352.74		15,462.20	109.46	1.500	1.508	N/A	N/A
238302001	RCTC 2021 C SEC LIEN BDS RES ACCT	38378TAF7	US TREAS & AGENCY OBLIGATIONS	G N M A GTD R E M I C PASS THRU	C M O SER 2013 71 CL GA	07/20/2041	05/01/2013	53,718.31	53,779.43		53,530.83	(248.60)	2.500	2.509	N/A	N/A
238302001	RCTC 2021 C SEC LIEN BDS RES ACCT	912828XB1	US TREAS & AGENCY OBLIGATIONS	U S TREASURY NOTE	2.125 05/15/2025	05/15/2025	05/15/2015	50,000.00	51,148.44		49,390.50	(1,757.94)	2.125	2.151	N/A	AAA
256350023	RCTC 2013 A&B TOLL BDS 2013A&B RSV	3130AFFX0	US TREAS & AGENCY OBLIGATIONS	FEDERAL HOME LOAN BKS	3.250 11/16/2028	11/16/2028	11/16/2018	185,000.00	205,766.25		193,463.75	(12,302.50)	3.250	3.108	AA+	AAA
256350023	RCTC 2013 A&B TOLL BDS 2013A&B RSV	3132A85Y1	US TREAS & AGENCY OBLIGATIONS	F H L M C PARTN CERT	POOL #ZS8063	09/01/2032	09/01/2018	150,229.61	156,067.56		148,698.77	(7,368.79)	2.500	2.526	N/A	N/A
256350023	RCTC 2013 A&B TOLL BDS 2013A&B RSV	3132AEFC5	US TREAS & AGENCY OBLIGATIONS	F H L M C PARTN CERT UMBS	POOL #ZT1963	11/01/2030	05/01/2019	295,235.69	310,449.83		301,429.73	(9,020.10)	3.500	3.428	N/A	N/A
256350023	RCTC 2013 A&B TOLL BDS 2013A&B RSV	3132AEFK7	US TREAS & AGENCY OBLIGATIONS	F H L M C PARTN CERT	POOL #ZT1970	04/01/2033	05/01/2019	57,313.60	61,104.76		59,110.38	(1,994.38)	3.500	3.394	N/A	N/A
256350023	RCTC 2013 A&B TOLL BDS 2013A&B RSV	3134GWND4	US TREAS & AGENCY OBLIGATIONS	F H L M C M T N	0.600 08/12/2025	08/12/2025	08/12/2020	300,000.00	299,580.00		281,046.00	(18,534.00)	0.600	0.640	N/A	AAA
256350023	RCTC 2013 A&B TOLL BDS 2013A&B RSV	3136A72D3	US TREAS & AGENCY OBLIGATIONS	F N M A GTD R E M I C PASS THRU	C M O SER 2012 M9 CL A2	04/25/2022	08/01/2012	7,582.72	0.02		7,574.15	7,574.13	2.482	2.485	N/A	N/A
256350023	RCTC 2013 A&B TOLL BDS 2013A&B RSV	3136A8SX9	US TREAS & AGENCY OBLIGATIONS	F N M A GTD R E M I C PASS THRU	C M O SER 2012 102 CL BJ	09/25/2027	08/01/2012	29,043.00	29,410.49		28,318.38	(1,092.11)	1.500	1.538	N/A	N/A
256350023	RCTC 2013 A&B TOLL BDS 2013A&B RSV	3136ABNZ2	US TREAS & AGENCY OBLIGATIONS	F N M A GTD R E M I C PASS THRU	C M O SER 2012 148 CL MC	11/25/2042	12/01/2012	32,810.16	33,334.69		32,683.84	(650.85)	2.000	2.008	N/A	N/A
256350023	RCTC 2013 A&B TOLL BDS 2013A&B RSV	3136AC7J4	US TREAS & AGENCY OBLIGATIONS	F N M A GTD R E M I C PASS THRU	C M O SER 2013 M6 CL 2A	03/25/2023	04/01/2013	23,778.71	23,516.90		23,840.30	310.15	VAR	2.589	N/A	N/A
256350023	RCTC 2013 A&B TOLL BDS 2013A&B RSV	3136ADFF1	US TREAS & AGENCY OBLIGATIONS	F N M A GTD R E M I C PASS THRU	C M O SER 2013 36 CL KC	04/25/2023	03/01/2013	14,477.64	14,269.53		14,446.08	176.55	1.500	1.503	N/A	N/A
256350023	RCTC 2013 A&B TOLL BDS 2013A&B RSV	3136AEY84	US TREAS & AGENCY OBLIGATIONS	F N M A GTD R E M I C PASS THRU	C M O SER 2013 70 CL DG	07/25/2028	06/01/2013	33,728.61	34,206.27		32,970.05	(1,236.22)	1.750	1.790	N/A	N/A
256350023	RCTC 2013 A&B TOLL BDS 2013A&B RSV	3136AHAE0	US TREAS & AGENCY OBLIGATIONS	F N M A GTD R E M I C PASS THRU	C M O SER 2013 M14 CL APT	04/25/2023	11/01/2013	13,707.53	13,762.26		13,670.38	(91.88)	VAR	2.625	N/A	N/A
256350023	RCTC 2013 A&B TOLL BDS 2013A&B RSV	3137AWQG3	US TREAS & AGENCY OBLIGATIONS	F H L M C MULTICLASS MTG PARTN	C M O SER K023 CL A1	04/25/2022	12/01/2012	3,822.97	3,825.44		3,820.14	(5.30)	1.583	1.584	N/A	N/A
256350023	RCTC 2013 A&B TOLL BDS 2013A&B RSV	3137B1BS0	US TREAS & AGENCY OBLIGATIONS	F H L M C MULTICLASS MTG PARTN	C M O SER K026 CL A2	11/25/2022	05/01/2013	359,573.99	362,700.30		360,886.44	(1,813.86)	2.510	2.501	N/A	N/A
256350023	RCTC 2013 A&B TOLL BDS 2013A&B RSV	3137B1U75	US TREAS & AGENCY OBLIGATIONS	F H L M C MULTICLASS MTG PARTN	C M O SER K S01 CL A2	01/25/2023	05/07/2013	132,372.63	134,994.32		132,773.72	(2,220.60)	2.522	3.214	N/A	N/A
256350023	RCTC 2013 A&B TOLL BDS 2013A&B RSV	3137B1UG5	US TREAS & AGENCY OBLIGATIONS	F H L M C MULTICLASS MTG PARTN	C M O SER K027 CL A2	01/25/2023	05/01/2013	240,000.00	250,336.72		241,315.20	(9,021.52)	2.637	2.623	N/A	N/A
256350023	RCTC 2013 A&B TOLL BDS 2013A&B RSV	3137B3NW4	US TREAS & AGENCY OBLIGATIONS	F H L M C MULTICLASS MTG PARTN	C M O SER K031 CL A1	09/25/2022	08/01/2013	6,823.23	6,857.70		6,841.86	(15.84)	2.778	2.770	N/A	AAA
256350023	RCTC 2013 A&B TOLL BDS 2013A&B RSV	3137B5A60	US TREAS & AGENCY OBLIGATIONS	F H L M C MULTICLASS MTG PARTN	C M O SER 4257 CL EK	10/15/2028	10/01/2013	7,742.54	7,655.46		7,745.56	90.10	2.500	2.499	N/A	N/A
256350023	RCTC 2013 A&B TOLL BDS 2013A&B RSV	3137BJQ71	US TREAS & AGENCY OBLIGATIONS	F H L M C MULTICLASS MTG PARTN	C M O SER KPLB CL A	05/25/2025	06/01/2015	175,000.00	188,024.41		174,788.25	(13,236.16)	2.770	2.773	N/A	N/A
256350023	RCTC 2013 A&B TOLL BDS 2013A&B RSV	3137BLAC2	US TREAS & AGENCY OBLIGATIONS	F H L M C MULTICLASS MTG PARTN	C M O SER K048 CL A2	06/25/2025	09/01/2015	37,000.00	40,815.63		37,529.84	(3,285.79)	VAR	3.238	N/A	N/A
256350023	RCTC 2013 A&B TOLL BDS 2013A&B RSV	3137BLW87	US TREAS & AGENCY OBLIGATIONS	F H L M C MULTICLASS MTG PARTN	C M O SER K050 CL A1	01/25/2025	11/01/2015	159,637.34	165,562.26		160,269.50	(5,292.76)	2.802	2.791	N/A	N/A
256350023	RCTC 2013 A&B TOLL BDS 2013A&B RSV	3137BYPQ7	US TREAS & AGENCY OBLIGATIONS	F H L M C MULTICLASS MTG PARTN	C M O SER K726 CL A2	04/25/2024	06/01/2017	205,272.99	214,207.49		206,289.09	(7,918.40)	2.905	0.440	AAA	N/A
256350023	RCTC 2013 A&B TOLL BDS 2013A&B RSV	3137F4CY6	US TREAS & AGENCY OBLIGATIONS	F H L M C MULTICLASS MTG PARTN	C M O SER KBX1 CL A1	09/25/2024	03/01/2018	39,950.61	42,050.72		40,064.07	(1,986.65)	2.920	0.527	N/A	N/A

RIVERSIDE COUNTY TRANSPORTATION COMMISSION

91 CIP STAMP Portfolio by Investment Category for quarter ended March 31, 2022

Source Account	Account	CUSIP	Asset Category Name	Asset Name 1	Asset Name 2	Maturity Date	Issue Date	Shares/Par	Book Value	Call Date	Market Value	Unrealized Gain/Loss	Coupon	Yield	S&P Rating	Moody Rating
256350023	RCTC 2013 A&B TOLL BDS 2013A&B RSV	3137FYUR5	US TREAS & AGENCY OBLIGATIONS	F H L M C MULTICLASS MTG PARTN	C M O SER Q 015 CL A	08/26/2024	05/07/2021	136,187.06	136,219.50		136,187.06	(32.44)	VAR	0.230	N/A	N/A
256350023	RCTC 2013 A&B TOLL BDS 2013A&B RSV	3138EKXL4	US TREAS & AGENCY OBLIGATIONS	F N M A PARTN CERT	POOL #AL3382	03/01/2023	03/01/2013	105,837.02	105,821.91		105,904.76	80.32	2.355	2.349	N/A	N/A
256350023	RCTC 2013 A&B TOLL BDS 2013A&B RSV	3138ENQD4	US TREAS & AGENCY OBLIGATIONS	F N M A PARTN CERT	POOL #AL5851	10/01/2029	09/01/2014	20,096.81	21,205.20		20,560.44	(644.76)	3.500	3.421	N/A	N/A
256350023	RCTC 2013 A&B TOLL BDS 2013A&B RSV	3138EQRJ3	US TREAS & AGENCY OBLIGATIONS	F N M A PARTN CERT	POOL #AL7688	11/01/2030	11/01/2015	43,305.63	45,708.71		44,421.62	(1,287.09)	3.500	3.412		
256350023	RCTC 2013 A&B TOLL BDS 2013A&B RSV	3138ETQP4	US TREAS & AGENCY OBLIGATIONS	F N M A PARTN CERT	POOL #AL8561	06/01/2031	05/01/2016	63,095.39	67,045.99		65,331.49	(1,714.50)	3.500	3.380	N/A	N/A
256350023	RCTC 2013 A&B TOLL BDS 2013A&B RSV	3138WEMJ5	US TREAS & AGENCY OBLIGATIONS	F N M A PARTN CERT	POOL #AS4860	05/01/2030	04/01/2015	69,235.51	71,903.69		68,586.77	(3,316.92)	2.500	2.524	N/A	N/A
256350023	RCTC 2013 A&B TOLL BDS 2013A&B RSV	3140J8ME0	US TREAS & AGENCY OBLIGATIONS	F N M A PARTN CERT UMBS	POOL #BM3956	12/01/2032	05/01/2018	49,080.41	51,708.07		49,544.71	(2,163.36)	3.000	2.972	N/A	N/A
256350023	RCTC 2013 A&B TOLL BDS 2013A&B RSV	3140JAU97	US TREAS & AGENCY OBLIGATIONS	F N M A PARTN CERT	POOL #BM6007	06/01/2049	05/31/2019	22,459.37	23,255.69		22,463.41	(792.28)	VAR	2.596	N/A	N/A
256350023	RCTC 2013 A&B TOLL BDS 2013A&B RSV	3140X9VK8	US TREAS & AGENCY OBLIGATIONS	F N M A PARTN CERT	POOL #FM6017	02/01/2035	02/01/2021	146,610.79	155,197.99		147,789.54	(7,408.45)	3.000	2.976	N/A	N/A
256350023	RCTC 2013 A&B TOLL BDS 2013A&B RSV	31418CDH4	US TREAS & AGENCY OBLIGATIONS	F N M A PARTN CERT	POOL #MA2803	11/01/2031	10/01/2016	155,340.33	161,823.23		153,757.41	(8,065.82)	2.500	2.526	N/A	N/A
256350023	RCTC 2013 A&B TOLL BDS 2013A&B RSV	31418DYF3	US TREAS & AGENCY OBLIGATIONS	F N M A PARTN CERT UMBS	POOL #MA4309	03/01/2031	03/01/2021	215,119.85	221,565.40		210,589.43	(10,978.15)	2.000	2.043	N/A	N/A
256350023	RCTC 2013 A&B TOLL BDS 2013A&B RSV	36176XQB8	US TREAS & AGENCY OBLIGATIONS	G N M A PARTN CERT	POOL #779250	05/15/2027	05/01/2012	28,567.33	29,463.11		28,777.59	(685.52)	3.000	2.978	N/A	N/A
256350023	RCTC 2013 A&B TOLL BDS 2013A&B RSV	36179MEK2	US TREAS & AGENCY OBLIGATIONS	G N M A I I PARTN CERT	POOL #MA0138	06/20/2027	06/01/2012	51,011.49	51,406.26		50,483.52	(922.74)	2.500	2.526	N/A	N/A
256350023	RCTC 2013 A&B TOLL BDS 2013A&B RSV	36179MU24	US TREAS & AGENCY OBLIGATIONS	G N M A I I PASS THRU CERT	POOL #MA0601	12/20/2027	12/01/2012	30,621.24	31,346.17		30,304.00	(1,042.17)	2.500	2.526	N/A	N/A
256350023	RCTC 2013 A&B TOLL BDS 2013A&B RSV	36179MZV5	US TREAS & AGENCY OBLIGATIONS	G N M A I I PASS THRU CERT	POOL #MA0756	02/20/2028	02/01/2013	41,747.25	42,748.45		41,313.91	(1,434.54)	2.500	2.526	N/A	N/A
256350023	RCTC 2013 A&B TOLL BDS 2013A&B RSV	36179NAJ7	US TREAS & AGENCY OBLIGATIONS	G N M A I I PASS THRU CERT	POOL #MA0909	04/20/2028	04/01/2013	21,224.69	21,912.87		21,174.39	(738.48)	3.000	3.007	N/A	N/A
256350023	RCTC 2013 A&B TOLL BDS 2013A&B RSV	36179NKP2	US TREAS & AGENCY OBLIGATIONS	G N M A II PARTN CERT	POOL #MA1202	08/20/2028	08/01/2013	67,242.52	69,031.98		66,543.87	(2,491.50)	2.500	2.526	N/A	N/A
256350023	RCTC 2013 A&B TOLL BDS 2013A&B RSV	36202F2H8	US TREAS & AGENCY OBLIGATIONS	G N M A I I PASS THRU CERT	POOL #005276	01/20/2027	01/01/2012	63,510.76	64,179.42		63,975.02	(203.78)	3.000	2.978	N/A	N/A
256350023	RCTC 2013 A&B TOLL BDS 2013A&B RSV	36202F3H7	US TREAS & AGENCY OBLIGATIONS	G N M A I I PASS THRU CERT	POOL #005300	02/20/2027	02/01/2012	33,848.45	34,730.46		34,096.22	(634.24)	3.000	2.978	N/A	N/A
256350023	RCTC 2013 A&B TOLL BDS 2013A&B RSV	38376T5Z1	US TREAS & AGENCY OBLIGATIONS	G N M A GTD R E M I C PASS THRU	C M O SER 2010 4 CL PD	01/16/2039	01/01/2010	40,898.62	10,861.80		41,099.43	30,282.95	3.000	2.985	N/A	N/A
256350023	RCTC 2013 A&B TOLL BDS 2013A&B RSV	38376TTT9	US TREAS & AGENCY OBLIGATIONS	G N M A GTD R E M I C PASS THRU	C M O SER 2010 6 CL AB	11/20/2039	01/01/2010	16,443.36	16,682.69		16,577.87	(104.82)	3.000	2.976	N/A	N/A
256350023	RCTC 2013 A&B TOLL BDS 2013A&B RSV	38377LFC7	US TREAS & AGENCY OBLIGATIONS	G N M A GTD R E M I C PASS THRU	C M O SER 2010 116 CL NE	12/20/2039	09/01/2010	2,248.68	2,267.39		2,247.58	(19.81)	2.500	2.501	N/A	N/A
256350023	RCTC 2013 A&B TOLL BDS 2013A&B RSV	38377QKH9	US TREAS & AGENCY OBLIGATIONS	G N M A GTD R E M I C PASS THRU	C M O SER 2011 18 CL PG	08/20/2040	02/01/2011	10,230.22	10,337.59		10,249.45	(88.14)	3.000	2.994	N/A	N/A
256350023	RCTC 2013 A&B TOLL BDS 2013A&B RSV	38377RVK8	US TREAS & AGENCY OBLIGATIONS	G N M A GTD R E M I C PASS THRU	C M O SER 2010 166 CL GP	04/20/2039	12/01/2010	29,583.50	14,625.77		29,662.49	15,036.74	3.000	2.992	N/A	N/A
256350023	RCTC 2013 A&B TOLL BDS 2013A&B RSV	38377YTL4	US TREAS & AGENCY OBLIGATIONS	G N M A GTD R E M I C PASS THRU	C M O SER 2011 136 CL GA	05/20/2040	10/01/2011	9,334.98	9,428.32		9,319.02	(109.30)	2.000	2.003	N/A	N/A
256350023	RCTC 2013 A&B TOLL BDS 2013A&B RSV	38378AU90	US TREAS & AGENCY OBLIGATIONS	G N M A GTD R E M I C PASS THRU	C M O SER 2011 158 CL CA	10/20/2026	12/01/2011	31,720.99	32,139.77		31,926.54	(213.23)	3.000	2.981	N/A	N/A
256350023	RCTC 2013 A&B TOLL BDS 2013A&B RSV	38378HAU0	US TREAS & AGENCY OBLIGATIONS	G N M A GTD R E M I C PASS THRU	C M O SER 2012 96 CL AD	08/20/2027	08/01/2012	38,616.52	39,058.88		37,517.49	(1,541.39)	1.500	1.544	N/A	N/A
256350023	RCTC 2013 A&B TOLL BDS 2013A&B RSV	38378JZD7	US TREAS & AGENCY OBLIGATIONS	G N M A GTD R E M I C PASS THRU	C M O SER 2013 47 CL EC	12/20/2040	03/01/2013	14,632.55	14,449.64		14,552.66	103.02	1.500	1.508	N/A	N/A
256350023	RCTC 2013 A&B TOLL BDS 2013A&B RSV	38378KRS0	US TREAS & AGENCY OBLIGATIONS	G N M A GTD R E M I C PASS THRU	C M O SER 2013 78 CL AG	07/16/2043	05/01/2013	22,857.39	22,068.10		22,858.99	790.89	2.388	2.388	N/A	N/A
256350023	RCTC 2013 A&B TOLL BDS 2013A&B RSV	38378KSL4	US TREAS & AGENCY OBLIGATIONS	G N M A GTD R E M I C PASS THRU	C M O SER 2013 74 CL AL	12/16/2046	05/01/2013	425,000.00	193,422.88		407,834.25	214,411.37	VAR	2.714	N/A	N/A
256350023	RCTC 2013 A&B TOLL BDS 2013A&B RSV	38378KXW4	US TREAS & AGENCY OBLIGATIONS	G N M A GTD R E M I C PASS THRU	C M O SER 2013 105 CL A	02/16/2037	07/01/2013	41,778.20	0.29		41,647.85	41,647.56	1.705	1.710	N/A	N/A
256350023	RCTC 2013 A&B TOLL BDS 2013A&B RSV	38378TAF7	US TREAS & AGENCY OBLIGATIONS	G N M A GTD R E M I C PASS THRU	C M O SER 2013 71 CL GA	07/20/2041	05/01/2013	49,586.07	0.18		49,413.01	49,412.83	2.500	2.509	N/A	N/A
256350023	RCTC 2013 A&B TOLL BDS 2013A&B RSV	38378VC45	US TREAS & AGENCY OBLIGATIONS	G N M A GTD R E M I C PASS THRU	C M O SER 2013 116 CL MA	12/16/2041	08/01/2013	53,202.35	51,282.08		53,161.38	1,879.30	2.250	2.252	N/A	N/A
256350023	RCTC 2013 A&B TOLL BDS 2013A&B RSV	38379KDN5	US TREAS & AGENCY OBLIGATIONS	G N M A GTD R E M I C PASS THRU	C M O SER 2015 29 CL AD	09/16/2055	02/01/2015	41,094.73	40,044.91		40,068.18	23.27	VAR	2.558	N/A	N/A
256350023	RCTC 2013 A&B TOLL BDS 2013A&B RSV	38380AZ34	US TREAS & AGENCY OBLIGATIONS	G N M A GTD R E M I C PASS THRU	C M O SER 2016 147 CL DA	04/20/2046	10/01/2016	50,002.85	50,461.31		49,015.79	(1,445.52)	3.000	3.060	N/A	N/A
256350023	RCTC 2013 A&B TOLL BDS 2013A&B RSV	9128285W6	US TREAS & AGENCY OBLIGATIONS	U S TREASURY	INFLATION PROTECTED SECURITY	01/15/2029	01/15/2019	45.00	47.22		49.68	1.70	0.875	0.769	N/A	AAA
256350023	RCTC 2013 A&B TOLL BDS 2013A&B RSV	912828G38	US TREAS & AGENCY OBLIGATIONS	U S TREASURY NOTE	2.250 11/15/2024	11/15/2024	11/17/2014	760,000.00	770,127.32		755,280.40	(14,846.92)	2.250	2.264	N/A	AAA
256350023	RCTC 2013 A&B TOLL BDS 2013A&B RSV	912828ZF0	US TREAS & AGENCY OBLIGATIONS	U S TREASURY NOTE	0.500 03/31/2025	03/31/2025	03/31/2020	365,000.00	362,889.84		343,855.55	(19,034.29)	0.500	0.531	N/A	AAA
256350023	RCTC 2013 A&B TOLL BDS 2013A&B RSV	91282CAE1	US TREAS & AGENCY OBLIGATIONS	U S TREASURY NOTE	0.625 08/15/2030	08/15/2030	08/15/2020	90,000.00	87,148.83		78,173.10	(8,975.73)	0.625	0.720	N/A	AAA
256350023	RCTC 2013 A&B TOLL BDS 2013A&B RSV	91282CAM3	US TREAS & AGENCY OBLIGATIONS	U S TREASURY NOTE	0.250 09/30/2025	09/30/2025	09/30/2020	970,000.00	957,882.03		896,037.50	(61,844.53)	0.250	0.271	N/A	AAA
256350023	RCTC 2013 A&B TOLL BDS 2013A&B RSV	91282CAP6	US TREAS & AGENCY OBLIGATIONS	U S TREASURY NOTE	0.125 10/15/2023	10/15/2023	10/15/2020	375,000.00	374,077.15		363,442.50	(10,634.65)	0.125	0.129	N/A	AAA
256350023	RCTC 2013 A&B TOLL BDS 2013A&B RSV	91282CBA8	US TREAS & AGENCY OBLIGATIONS	U S TREASURY NOTE	0.125 12/15/2023	12/15/2023	12/15/2020	180,000.00	179,444.53		173,644.20	(5,800.33)	0.125	0.130	N/A	AAA
256350023	RCTC 2013 A&B TOLL BDS 2013A&B RSV	91282CCQ2	US TREAS & AGENCY OBLIGATIONS	U S TREASURY NOTE	07/31/2023 VAR	07/31/2023	07/31/2021	2,330,000.00	2,330,229.42		2,333,355.20	3,125.78	VAR	0.000	N/A	AAA
256350023	RCTC 2013 A&B TOLL BDS 2013A&B RSV	91282CDE8	US TREAS & AGENCY OBLIGATIONS	U S TREASURY NOTE	10/31/2023 VAR	10/31/2023	11/01/2021	2,175,000.00	2,177,909.48		2,178,915.00	1,005.52	VAR	0.324	N/A	AAA
									55,780,616.57		**55,495,367.06**	**(350,693.09)**				

RIVERSIDE COUNTY TRANSPORTATION COMMISSION

91 CIP STAMP Portfolio by Account for quarter ended March 31, 2022

Source Account	Account	CUSIP	Asset Category Name	Asset Name 1	Asset Name 2	Maturity Date	Issue Date	Shares/Par	Book Value	Call Date	Market Value	Unrealized Gain/Loss	Coupon	Yield	S&P Rating	Moody Rating
226122002	RCTC 2021 SER B SR BDS RES ACCT		CASH	Principal Cash							338.52					
226122002	RCTC 2021 SER B SR BDS RES ACCT		CASH	Income Cash							(338.52)					
226122002	RCTC 2021 SER B SR BDS RES ACCT	31846V203	CASH EQUIVALENTS	FIRST AMERICAN GOVERNMENT	OBLIG FD CL Y			1,210,736.54	1,210,736.54		1,210,736.54	-		0.006		
226122002	RCTC 2021 SER B SR BDS RES ACCT	02582JHS2	CORPORATE OBLIGATIONS	AMERICAN EXPRESS CREDIT ACCOUNT	A B S SER 2018 3 CL A	10/15/2025	03/21/2018	500,000.00	501,328.13		500,640.00	(688.13)	VAR	0.476	N/A	AAA
226122002	RCTC 2021 SER B SR BDS RES ACCT	02588NAB1	CORPORATE OBLIGATIONS	AMERICAN EXPRESS CREDIT ACCOUNT	A B S SER 2017 5 CL B	02/18/2025	07/31/2017	361,000.00	361,479.45		361,212.99	(266.46)	VAR	0.719	N/A	AA2
226122002	RCTC 2021 SER B SR BDS RES ACCT	03066NAD6	CORPORATE OBLIGATIONS	AMERICREDIT AUTOMOBILE	A B S SER 2019 3 CL A3	04/18/2024	09/18/2019	314,076.98	315,107.55		314,353.37	(754.18)	2.060	2.058	AAA	N/A
226122002	RCTC 2021 SER B SR BDS RES ACCT	06051GGJ2	CORPORATE OBLIGATIONS	BANK OF AMERICA CORP	04/24/2023 VAR	04/24/2023	04/24/2017	725,000.00	727,301.88	4/24/2022	725,195.75	(2,106.13)	VAR	1.259	A-	A2
226122002	RCTC 2021 SER B SR BDS RES ACCT	12596JAC7	CORPORATE OBLIGATIONS	CNH EQUIPMENT TRUST	A B S SER 2019 A CL A3	04/15/2024	02/06/2019	45,231.75	45,539.18		45,466.50	(72.68)	3.010	2.994	AAA	AAA
226122002	RCTC 2021 SER B SR BDS RES ACCT	14041NFS5	CORPORATE OBLIGATIONS	CAPITAL ONE MULTI ASSET EXECUTION	A B S SER 2018 A2 CL A2	03/16/2026	05/16/2018	350,000.00	350,533.20		350,507.50	(25.70)	VAR	0.504	AAA	N/R
226122002	RCTC 2021 SER B SR BDS RES ACCT	14041NFU0	CORPORATE OBLIGATIONS	CAPITAL ONE MULTI ASSET	A B S SER 2019 A2 CL A2	08/15/2024	09/05/2019	175,000.00	175,164.06		175,313.25	149.19	1.720	1.717	AAA	N/A
226122002	RCTC 2021 SER B SR BDS RES ACCT	14042WAC4	CORPORATE OBLIGATIONS	CAPITAL ONE PRIME AUTO	A B S SER 2019 1 CL A3	11/15/2023	05/30/2019	49,751.92	50,125.99		49,898.69	(227.29)	2.510	2.503	AAA	AAA
226122002	RCTC 2021 SER B SR BDS RES ACCT	14314QAC8	CORPORATE OBLIGATIONS	CARMAX AUTO OWN	A B S SER 2021 2 CL A3	02/17/2026	04/21/2021	250,000.00	246,103.52		241,162.50	(4,941.02)	VAR	0.539	AAA	N/A
226122002	RCTC 2021 SER B SR BDS RES ACCT	14315NAC4	CORPORATE OBLIGATIONS	CARMAX AUTO OWNER TRUST	A B S SER 2019 1 CL A3	03/15/2024	01/23/2019	151,088.15	152,244.92		151,659.26	(585.66)	3.050	3.039	AAA	N/A
226122002	RCTC 2021 SER B SR BDS RES ACCT	14315PAD7	CORPORATE OBLIGATIONS	CARMAX AUTO OWNER TRUST	A B S SER 2019 3 CL A3	08/15/2024	07/30/2019	350,512.78	352,443.34		351,231.33	(1,212.01)	2.180	2.176	AAA	N/A
226122002	RCTC 2021 SER B SR BDS RES ACCT	14316LAC7	CORPORATE OBLIGATIONS	CARMAX AUTO OWNER TRUST	A B S SER 2019 2 CL A3	03/15/2024	04/17/2019	225,775.02	228,359.08		226,529.11	(1,829.97)	2.680	2.671	AAA	N/A
226122002	RCTC 2021 SER B SR BDS RES ACCT	14316NAC3	CORPORATE OBLIGATIONS	CARMAX AUTO OWNER TR	A B S SER 2021 1 CL A 3	12/15/2025	01/27/2021	390,000.00	384,089.07		380,581.50	(3,507.57)	VAR	0.348	AAA	N/A
226122002	RCTC 2021 SER B SR BDS RES ACCT	14317CAA0	CORPORATE OBLIGATIONS	CARMAX AUTO OWNER TR 2022 1	A B S SER 2022 1 CL A1	02/15/2023	01/26/2022	216,841.95	216,841.95		216,549.21	(292.74)	VAR	0.292	N/A	N/A
226122002	RCTC 2021 SER B SR BDS RES ACCT	14687KAA4	CORPORATE OBLIGATIONS	CARVANA AUTO REC TR 2021 P4	A B S SER 2021 P4 CL A1	01/10/2023	12/29/2021	238,597.64	238,588.32		238,459.25	(129.07)	VAR	0.286	N/A	N/A
226122002	RCTC 2021 SER B SR BDS RES ACCT	172967KX8	CORPORATE OBLIGATIONS	CITIGROUP INC	09/01/2023 VAR	09/01/2023	08/26/2016	500,000.00	504,058.00	9/1/2022	501,785.00	(2,273.00)	VAR	1.595	BBB+	A3
226122002	RCTC 2021 SER B SR BDS RES ACCT	17305EGM1	CORPORATE OBLIGATIONS	CITIBANK CREDIT CARD ISSUANCE TRUST	A B S SER 2018 A3 CL A3	05/23/2025	05/29/2018	200,000.00	204,445.31		202,532.00	(1,913.31)	3.290	3.249	AAA	AAA
226122002	RCTC 2021 SER B SR BDS RES ACCT	254683CC7	CORPORATE OBLIGATIONS	DISCOVER CARD EXECUTION NOTE TRUST	A B S SER 2017 A7 CL A7	04/15/2025	10/10/2017	350,000.00	350,437.50		350,269.50	(168.00)	VAR	0.514	AAA	AAA
226122002	RCTC 2021 SER B SR BDS RES ACCT	254683CE3	CORPORATE OBLIGATIONS	DISCOVER CARD EXECUTION NOTE TRUST	A B S SER 2018 A2 CL A2	08/15/2025	03/14/2018	350,000.00	350,410.16		350,276.50	(133.66)	VAR	0.486	AAA	AAA
226122002	RCTC 2021 SER B SR BDS RES ACCT	345286AA6	CORPORATE OBLIGATIONS	FORD CR AUTO OWN TR 2022 A	A B S SER 2022 A CL A 1	02/15/2023	01/24/2022	207,065.01	207,065.01		206,843.45	(221.56)	0.238	0.239	N/A	N/A
226122002	RCTC 2021 SER B SR BDS RES ACCT	34528QHB3	CORPORATE OBLIGATIONS	FORD CREDIT FLOORPLAN MASTER	A B S SER 2019 3 CL A2	09/15/2024	09/20/2019	500,000.00	500,390.62		500,345.00	(45.62)	VAR	0.738	AAA	AAA
226122002	RCTC 2021 SER B SR BDS RES ACCT	34531KAD4	CORPORATE OBLIGATIONS	FORD CREDIT AUTO OWNER TRUST	A B S SER 2019 CL A3	03/15/2024	11/22/2019	425,003.89	427,527.36		425,390.64	(2,136.72)	1.870	1.868	AAA	AAA
226122002	RCTC 2021 SER B SR BDS RES ACCT	34531RAD9	CORPORATE OBLIGATIONS	FORD CREDIT AUTO LS TR	A B S SER 2020 B CL A3	08/15/2023	07/24/2020	101,392.90	101,377.07		101,292.52	(84.55)	0.620	0.621	AAA	AAA
226122002	RCTC 2021 SER B SR BDS RES ACCT	34531RAF4	CORPORATE OBLIGATIONS	FORD CREDIT AUTO LS TR	A B S SER 2020 B CL B	11/15/2023	07/24/2020	411,000.00	410,341.76		408,891.57	(1,450.19)	1.000	1.005	AA	AAA
226122002	RCTC 2021 SER B SR BDS RES ACCT	36259PAD8	CORPORATE OBLIGATIONS	GM FIN AUTO LEASE TR	A B S SER 2020 2 CL A 3	07/20/2023	06/17/2020	172,899.71	173,048.30		172,680.13	(368.17)	VAR	0.801	AAA	AAA
226122002	RCTC 2021 SER B SR BDS RES ACCT	36265MAA3	CORPORATE OBLIGATIONS	GM FIN AUTO LSNG TR	A B S SER 2022 1 CL A 1	02/21/2023	02/23/2022	258,444.02	258,444.02		258,015.00	(429.02)	0.570	0.571	N/A	N/A
226122002	RCTC 2021 SER B SR BDS RES ACCT	380140AB9	CORPORATE OBLIGATIONS	GM FIN CONS AUTO REC TR	A B S SER 2021 3 CL A2	08/16/2024	07/21/2021	402,576.65	401,601.65		400,201.45	(1,400.20)	0.210	0.211	AAA	N/A
226122002	RCTC 2021 SER B SR BDS RES ACCT	38141GXW9	CORPORATE OBLIGATIONS	GOLDMAN SACHS GROUP INC	03/08/2024 VAR	03/08/2024	03/08/2021	455,000.00	455,399.95	3/8/2023	451,005.10	(4,394.85)	VAR	0.635	BBB+	A2
226122002	RCTC 2021 SER B SR BDS RES ACCT	44891RAB6	CORPORATE OBLIGATIONS	HYUNDAI AUTO RECV TR	A B S SER 2020 C CL A2	09/15/2023	10/28/2020	193,140.32	193,110.14		192,956.84	(153.30)	0.260	0.260	AAA	N/A
226122002	RCTC 2021 SER B SR BDS RES ACCT	46647PCA2	CORPORATE OBLIGATIONS	JPMORGAN CHASE CO	03/16/2024 VAR	03/16/2024	03/16/2021	455,000.00	456,879.15	3/16/2023	453,594.05	(3,285.10)	VAR	0.631	A-	A2
226122002	RCTC 2021 SER B SR BDS RES ACCT	477870AC3	CORPORATE OBLIGATIONS	JOHN DEERE OWNER TRUST	A B S SER 2019 B CL A3	12/15/2023	07/24/2019	387,054.69	389,473.78		388,088.13	(1,385.65)	2.210	2.204	N/A	AAA
226122002	RCTC 2021 SER B SR BDS RES ACCT	65479HAC1	CORPORATE OBLIGATIONS	NISSAN AUTO RECEIVABLE OWNER	A B S SER 2019 B CL A3	11/15/2023	05/28/2019	107,888.31	108,847.93		108,344.68	(503.25)	2.500	2.489	N/A	AAA
226122002	RCTC 2021 SER B SR BDS RES ACCT	65479QAA5	CORPORATE OBLIGATIONS	NISSAN AT REC OWNR TR	A B S SER 2022 A CL A1	03/15/2023	02/23/2022	333,521.32	333,521.32		333,067.73	(453.59)	Zero Cpn	0.033	N/A	N/A
226122002	RCTC 2021 SER B SR BDS RES ACCT	80285RAE8	CORPORATE OBLIGATIONS	SANTANDER DRIVE AUTO TR	A B S SER 2020 2 CL B	11/15/2024	07/22/2020	81,076.19	81,175.64		81,045.38	(130.26)	VAR	0.960	N/A	AAA
226122002	RCTC 2021 SER B SR BDS RES ACCT	80285WAF4	CORPORATE OBLIGATIONS	SANTANDER DRIVE AUTO TR 2020 3	A B S SER 2020 3 CL C	12/15/2025	09/23/2020	350,000.00	349,494.14		347,368.00	(2,126.14)	1.120	1.128	N/A	AAA
226122002	RCTC 2021 SER B SR BDS RES ACCT	828807DR5	CORPORATE OBLIGATIONS	SIMON PPTY GROUP L P	01/11/2024 VAR	01/11/2024	01/11/2022	140,000.00	140,000.00	1/11/2023	139,869.80	(130.20)	VAR	0.000	A-	A3
226122002	RCTC 2021 SER B SR BDS RES ACCT	842400HC0	CORPORATE OBLIGATIONS	SOUTHERN CA EDISON CO 1M GLBL 2021C	24	04/01/2024	04/01/2021	450,000.00	450,958.50	4/1/2023	449,703.00	(1,255.50)	VAR	0.914	A-	A3
226122002	RCTC 2021 SER B SR BDS RES ACCT	92347YAA2	CORPORATE OBLIGATIONS	VERIZON OWNER TRUST	A B S SER 2019 A CL A1A	09/20/2023	03/13/2019	133,096.47	133,845.13		133,498.42	(346.71)	2.930	2.921	AAA	AAA
226122002	RCTC 2021 SER B SR BDS RES ACCT	92347YAC8	CORPORATE OBLIGATIONS	VERIZON OWNER TRUST	A B S SER 2019 A CL B	09/20/2023	03/13/2019	430,000.00	437,827.34		431,883.40	(5,943.94)	3.020	3.007	AAA	AAA
226122002	RCTC 2021 SER B SR BDS RES ACCT	98162HAC4	CORPORATE OBLIGATIONS	WORLD OMNI AUTOMOBILE LEASE	A B S SER 2020 A CL A3	01/15/2023	02/12/2020	136,192.54	137,341.66		136,328.73	(1,012.93)	1.700	1.698	N/A	AAA
226122002	RCTC 2021 SER B SR BDS RES ACCT	98162VAD1	CORPORATE OBLIGATIONS	WORLD OMNI AUTO RECEIVABLES	A B S SER 2019 B CL A3	07/15/2024	05/15/2019	179,031.91	180,178.83		179,660.31	(518.52)	2.590	2.581	AAA	N/A
226122002	RCTC 2021 SER B SR BDS RES ACCT	98164EAB1	CORPORATE OBLIGATIONS	WORLD OMNI AUTO RECV TR	A B S SER 2021 A CL A2	02/15/2024	02/10/2021	148,659.12	148,589.42		148,409.37	(180.05)	VAR	0.170	AAA	N/A
226122002	RCTC 2021 SER B SR BDS RES ACCT	98164GAA8	CORPORATE OBLIGATIONS	WORLD OMNI AUTO REC TR 2022 A	A B S SER 2022 A CL A1	02/15/2023	02/16/2022	245,388.13	245,388.13		245,024.96	(363.17)	0.396	0.397	N/A	N/A
226122002	RCTC 2021 SER B SR BDS RES ACCT	22550UAB7	FOREIGN OBLIGATIONS	CREDIT SUISSE AG NEW YORK	02/02/2024 VAR	02/02/2024	02/02/2021	455,000.00	455,728.00		451,419.15	(4,308.85)	VAR	0.443	A+	A1
226122002	RCTC 2021 SER B SR BDS RES ACCT	404280CZ0	FOREIGN OBLIGATIONS	HSBC HLDGS PLC	11/22/2024 VAR	11/22/2024	11/22/2021	450,000.00	450,224.75	11/22/2023	445,450.50	(4,774.25)	VAR	0.000	A-	A3
226122002	RCTC 2021 SER B SR BDS RES ACCT	60687YAN9	FOREIGN OBLIGATIONS	MIZUHO FINANCIAL GROUP	09/11/2022 VAR	09/11/2022	09/11/2017	450,000.00	452,286.45		451,080.00	(1,206.45)	VAR	1.622	A-	A1
226122002	RCTC 2021 SER B SR BDS RES ACCT	78015K7K4	FOREIGN OBLIGATIONS	ROYAL BK OF CANADA	MEDIUM TERM NOTE	10/26/2023	10/26/2020	450,000.00	451,887.75		448,659.00	(3,228.75)	VAR	0.498	A	A1
226122002	RCTC 2021 SER B SR BDS RES ACCT	235241VW3	MUNICIPAL OBLIGATIONS	DALLAS TX AREA RAPID TRAN SALES TAX	REV TAXABLE SR LIEN REF BDS 2021 A	12/01/2022	12/01/2021	520,000.00	539,016.40		528,897.20	(10,119.20)	4.000	3.933	AA+	AA2
226122002	RCTC 2021 SER B SR BDS RES ACCT	346604LK5	MUNICIPAL OBLIGATIONS	REF BDS 2021	0.921 02/01/2024 TAXABLE	02/01/2024	12/09/2021	410,000.00	410,000.00		399,479.40	(10,520.60)	0.921	0.945	AAA	AAA
226122002	RCTC 2021 SER B SR BDS RES ACCT	575625AT5	MUNICIPAL OBLIGATIONS	MASSACHUSETTS CLEAN ENERGY COOP CORP	REV TAXABLE BDS 2021	07/01/2022	12/01/2021	440,000.00	440,000.00		439,608.40	(391.60)	0.576	0.577	N/A	A1
226122002	RCTC 2021 SER B SR BDS RES ACCT	64966QJD3	MUNICIPAL OBLIGATIONS	NEW YORK NY TAXABLE GO BDS FISCAL	1.150 03/01/2023 TAXABLE	03/01/2023	03/24/2020	215,000.00	215,503.10		213,789.55	(1,713.55)	1.150	1.157	AA	AA2
226122002	RCTC 2021 SER B SR BDS RES ACCT	67908PBA3	MUNICIPAL OBLIGATIONS	OKLAHOMA ST CAPITOL IMPT AUTH REV	TAXABLE REGT HIGHER ED B 2021A	07/01/2022	11/18/2021	500,000.00	500,000.00		499,560.00	(440.00)	0.453	0.453	AA-	N/A
226122002	RCTC 2021 SER B SR BDS RES ACCT	73358W4V3	MUNICIPAL OBLIGATIONS	PORT AUTH N Y N J TAXABLE	CONSOLIDATED NTS AAA NY	07/01/2023	07/08/2020	350,000.00	348,143.50		345,835.00	(2,308.50)	1.086	1.099	A+	AA3
226122002	RCTC 2021 SER B SR BDS RES ACCT	797272RJ2	MUNICIPAL OBLIGATIONS	SAN DIEGO CA CMNTY COLLEGE DIST	TAXABLE GO REF BDS 2021	08/01/2022	12/28/2021	365,000.00	365,000.00		364,489.00	(511.00)	0.497	0.498	AAA	AAA
226122002	RCTC 2021 SER B SR BDS RES ACCT	79739GPB6	MUNICIPAL OBLIGATIONS	SAN DIEGO CNTY CALIF REGL ARPTAUTH	ARPT REV TAXABLE SUB REF BDS 2021 CA	07/01/2023	12/08/2021	280,000.00	280,000.00		274,520.40	(5,479.60)	0.654	0.667	N/A	A2
226122002	RCTC 2021 SER B SR BDS RES ACCT	91523NWT9	MUNICIPAL OBLIGATIONS	UNIVERSITY WA UNIV REVS TAXABLE	GEN REF BDS 2022 B	07/01/2023	03/08/2022	245,000.00	245,000.00		243,409.95	(1,590.05)	1.470	1.480	AA+	AAA
226122002	RCTC 2021 SER B SR BDS RES ACCT	3128MMT52	US TREAS & AGENCY OBLIGATIONS	F H L M C GOLD PARTN CERT	POOL #G18571	10/01/2030	10/01/2015	76,616.35	79,739.20		75,886.20	(3,853.00)	2.500	2.524	N/A	N/A
226122002	RCTC 2021 SER B SR BDS RES ACCT	3128MMUL5	US TREAS & AGENCY OBLIGATIONS	F H L M C GOLD PARTN CERT	POOL #G18586	02/01/2031	02/01/2016	74,149.88	76,744.14		73,443.23	(3,300.91)	2.500	2.524	N/A	N/A
226122002	RCTC 2021 SER B SR BDS RES ACCT	31307NP40	US TREAS & AGENCY OBLIGATIONS	F H L M C GOLD PARTN CERT	POOL #J32243	07/01/2030	07/01/2015	140,966.13	149,598.64		142,537.90	(7,060.74)	3.000	2.967	N/A	N/A
226122002	RCTC 2021 SER B SR BDS RES ACCT	3130AR2C4	US TREAS & AGENCY OBLIGATIONS	FEDERAL HOME LOAN BKS	2.200 02/28/2025	02/28/2025	02/28/2022	410,000.00	410,000.00		405,293.20	(4,706.80)	2.200	2.226	AA+	AAA
226122002	RCTC 2021 SER B SR BDS RES ACCT	3132A9T64	US TREAS & AGENCY OBLIGATIONS	F H L M C PARTN CERT MIRROR	POOL #ZS8673	10/01/2032	09/01/2018	89,828.13	93,606.74		90,764.14	(2,842.60)	3.000	2.969	N/A	N/A
226122002	RCTC 2021 SER B SR BDS RES ACCT	3132AEF68	US TREAS & AGENCY OBLIGATIONS	F H L M C PARTN CERT	POOL #ZT1989	01/01/2033	05/01/2019	110,323.17	118,544.63		113,182.75	(5,367.01)	3.500	3.412	N/A	N/A
226122002	RCTC 2021 SER B SR BDS RES ACCT	3132D9C93	US TREAS & AGENCY OBLIGATIONS	F H L M C PARTN CERT	POOL #SC0096	10/01/2040	10/01/2020	140,199.08	148,662.44		140,623.88	(8,038.56)	3.000	2.991	N/A	N/A
226122002	RCTC 2021 SER B SR BDS RES ACCT	3136ADZA0	US TREAS & AGENCY OBLIGATIONS	F N M A GTD R E M I C PASS THRU	C M O SER 2013 27 CL KA	04/25/2028	03/01/2013	75,076.52	75,811.65		72,764.91	(3,047.05)	1.250	1.290	N/A	N/A
226122002	RCTC 2021 SER B SR BDS RES ACCT	3136AQZK9	US TREAS & AGENCY OBLIGATIONS	F N M A GTD R E M I C PASS THRU	C M O SER 2015 89 CL KE	11/25/2031	11/01/2015	54,697.61	56,179.27		53,453.79	(2,725.48)	2.000	2.047	N/A	N/A
226122002	RCTC 2021 SER B SR BDS RES ACCT	3137AQQE1	US TREAS & AGENCY OBLIGATIONS	F H L M C MULTICLASS MTG PARTN	C M O SER 4039 CL QB	05/15/2027	05/01/2012	64,239.62	65,159.47		62,731.92	(2,427.07)	1.500	1.536	N/A	N/A
226122002	RCTC 2021 SER B SR BDS RES ACCT	3137AUPE3	US TREAS & AGENCY OBLIGATIONS	F H L M C MULTICLASS MTG PARTN	C M O SER K021 CL A2	06/25/2022	11/01/2012	115,145.27	44,200.23		115,168.30	3,163.04	2.396	2.396	N/A	N/A

RIVERSIDE COUNTY TRANSPORTATION COMMISSION

91 CIP STAMP Portfolio by Account for quarter ended March 31, 2022

Source Account	Account	CUSIP	Asset Category Name	Asset Name 1	Asset Name 2	Maturity Date	Issue Date	Shares/Par	Book Value	Call Date	Market Value	Unrealized Gain/Loss	Coupon	Yield	S&P Rating	Moody Rating
226122002	RCTC 2021 SER B SR BDS RES ACCT	3137AYSH5	US TREAS & AGENCY OBLIGATIONS	F H L M C MULTICLASS MTG PARTN	C M O SER 4165 CL TE	12/15/2042	02/01/2013	110,419.45	112,716.45		105,777.42	(6,938.76)	1.750	1.827	N/A	N/A
226122002	RCTC 2021 SER B SR BDS RES ACCT	3137B1UG5	US TREAS & AGENCY OBLIGATIONS	F H L M C MULTICLASS MTG PARTN	C M O SER K027 CL A2	01/25/2023	05/01/2013	175,000.00	176,654.30		175,959.00	(695.30)	2.637	2.623	N/A	N/A
226122002	RCTC 2021 SER B SR BDS RES ACCT	3137B6DF5	US TREAS & AGENCY OBLIGATIONS	F H L M C MULTICLASS MTG PARTN	C M O SER 4272 CL YG	11/15/2026	11/01/2013	46,337.37	47,103.73		46,313.74	(789.99)	2.000	2.001	N/A	N/A
226122002	RCTC 2021 SER B SR BDS RES ACCT	3137B9RN7	US TREAS & AGENCY OBLIGATIONS	F H L M C MULTICLASS MTG PARTN	C M O SER 4328 CL EA	12/15/2027	04/01/2014	62,865.78	63,902.18		63,211.54	(693.87)	2.500	2.486	N/A	N/A
226122002	RCTC 2021 SER B SR BDS RES ACCT	3137BLUR7	US TREAS & AGENCY OBLIGATIONS	F H L M C MULTICLASS MTG PARTN	C M O SER K720 CL A2	06/25/2022	11/01/2015	200,777.77	202,330.66		200,912.29	(1,418.37)	2.716	2.714	N/A	AAA
226122002	RCTC 2021 SER B SR BDS RES ACCT	3137BQBZ9	US TREAS & AGENCY OBLIGATIONS	F H L M C MULTICLASS MTG PARTN	C M O SER K722 CL A2	03/25/2023	06/01/2016	138,174.77	139,254.26		138,574.10	(680.16)	2.406	2.399	AAA	N/A
226122002	RCTC 2021 SER B SR BDS RES ACCT	3137FBAB2	US TREAS & AGENCY OBLIGATIONS	F H L M C MULTICLASS MTG PARTN	C M O SER KIR3 CL A1	08/25/2027	10/01/2017	120,000.00	130,387.24		120,049.20	(10,338.04)	3.038	2.776	N/A	N/A
226122002	RCTC 2021 SER B SR BDS RES ACCT	3137FBAJ5	US TREAS & AGENCY OBLIGATIONS	F H L M C MULTICLASS MTG PARTN	C M O SER KIR3 CL A2	08/25/2027	10/01/2017	200,000.00	210,479.94		203,494.00	(6,985.94)	3.281	3.466	N/A	N/A
226122002	RCTC 2021 SER B SR BDS RES ACCT	3137FMD66	US TREAS & AGENCY OBLIGATIONS	F H L M C MULTICLASS MTG PARTN	C M O SER KJ24 CL A1	05/25/2026	06/01/2019	14,425.02	19,620.00		14,391.55	(5,228.45)	2.283	2.288	N/A	N/A
226122002	RCTC 2021 SER B SR BDS RES ACCT	3137FNAD2	US TREAS & AGENCY OBLIGATIONS	F H L M C MULTICLASS MTG PARTN	C M O SER K095 CL A1	11/25/2028	08/01/2019	129,295.89	131,464.83		129,204.09	(2,260.74)	2.631	2.877	N/A	N/A
226122002	RCTC 2021 SER B SR BDS RES ACCT	3137FPJF3	US TREAS & AGENCY OBLIGATIONS	F H L M C MULTICLASS MTG PARTN	C M O SER K099 CL A1	06/25/2029	10/01/2019	175,635.87	176,693.24		172,836.23	(3,857.01)	2.258	2.295	N/A	N/A
226122002	RCTC 2021 SER B SR BDS RES ACCT	3137FQ3Y7	US TREAS & AGENCY OBLIGATIONS	F H L M C MULTICLASS MTG PARTN	C M O SER K101 CL A1	07/25/2029	11/01/2019	176,096.05	176,548.85		172,857.64	(3,691.21)	2.190	2.559	N/A	N/A
226122002	RCTC 2021 SER B SR BDS RES ACCT	3137FWHY9	US TREAS & AGENCY OBLIGATIONS	F H L M C MULTICLASS MTG PARTN	C M O SER 2020 P003 CL A1	09/25/2030	09/01/2020	182,622.13	181,709.01		164,303.30	(17,405.71)	0.826	0.918	N/A	N/A
226122002	RCTC 2021 SER B SR BDS RES ACCT	3138LFGP7	US TREAS & AGENCY OBLIGATIONS	F N M A PARTN CERT	POOL #AN2905	10/01/2028	10/01/2016	268,207.33	275,569.37		263,835.55	(11,733.82)	2.550	2.592	N/A	N/A
226122002	RCTC 2021 SER B SR BDS RES ACCT	3140J6FU6	US TREAS & AGENCY OBLIGATIONS	F N M A PARTN CERT	POOL #BM1978	10/01/2032	10/01/2017	67,817.16	71,557.96		68,942.92	(2,615.04)	3.000	2.951	N/A	N/A
226122002	RCTC 2021 SER B SR BDS RES ACCT	3140X4H90	US TREAS & AGENCY OBLIGATIONS	F N M A PARTN CERT UMBS	POOL #FM1155	06/01/2032	06/01/2019	105,980.78	111,072.95		104,900.84	(6,172.11)	2.500	2.526	N/A	N/A
226122002	RCTC 2021 SER B SR BDS RES ACCT	3140X7LS6	US TREAS & AGENCY OBLIGATIONS	F N M A PARTN CERT	POOL #FM3936	08/01/2035	07/01/2020	96,382.04	100,873.57		95,399.91	(5,473.66)	2.500	2.526	N/A	N/A
226122002	RCTC 2021 SER B SR BDS RES ACCT	31417YKF3	US TREAS & AGENCY OBLIGATIONS	F N M A PARTN CERT	POOL #MA0293	01/01/2030	12/01/2009	62,563.52	32,401.13		64,858.35	33,018.77	4.500	4.341	N/A	N/A
226122002	RCTC 2021 SER B SR BDS RES ACCT	31418DQ47	US TREAS & AGENCY OBLIGATIONS	F N M A PARTN CERT UMBS	POOL #MA4074	06/01/2035	06/01/2020	150,813.57	155,598.68		146,657.15	(8,952.54)	2.000	2.057	N/A	N/A
226122002	RCTC 2021 SER B SR BDS RES ACCT	31418DVU3	US TREAS & AGENCY OBLIGATIONS	F N M A PARTN CERT UMBS	POOL #MA4226	12/01/2030	12/01/2020	128,576.75	133,465.39		125,850.92	(7,614.47)	2.000	2.043	N/A	N/A
226122002	RCTC 2021 SER B SR BDS RES ACCT	31418DXH0	US TREAS & AGENCY OBLIGATIONS	F N M A PARTN CERT UMBS	POOL #MA4279	03/01/2036	02/01/2021	145,647.30	150,500.77		141,621.61	(8,879.16)	2.000	2.057	N/A	N/A
226122002	RCTC 2021 SER B SR BDS RES ACCT	36176XE21	US TREAS & AGENCY OBLIGATIONS	G N M A PASS THRU CERT	POOL #778953	03/15/2027	03/01/2012	87,477.99	90,116.84		88,120.95	(1,995.89)	3.000	2.978	N/A	N/A
226122002	RCTC 2021 SER B SR BDS RES ACCT	36179MU32	US TREAS & AGENCY OBLIGATIONS	G N M A I I PASS THRU CERT	POOL #MA0602	12/20/2027	12/01/2012	54,322.66	56,235.22		54,721.39	(1,513.83)	3.000	2.978	N/A	N/A
226122002	RCTC 2021 SER B SR BDS RES ACCT	36179NAH1	US TREAS & AGENCY OBLIGATIONS	G N M A I I PASS THRU CERT	POOL #MA0908	04/20/2028	04/01/2013	89,462.43	92,537.83		88,533.81	(4,004.02)	2.500	2.526	N/A	N/A
226122002	RCTC 2021 SER B SR BDS RES ACCT	36179NHK7	US TREAS & AGENCY OBLIGATIONS	G N M A I I PARTN CERT	POOL #MA1134	07/20/2028	07/01/2013	97,632.14	100,287.58		98,350.71	(1,936.87)	3.000	2.978		
226122002	RCTC 2021 SER B SR BDS RES ACCT	36179RHM4	US TREAS & AGENCY OBLIGATIONS	G N M A I I PARTN CERT	POOL #MA2936	07/20/2030	07/01/2015	52,338.10	54,724.30		53,664.35	(1,059.95)	3.500	3.414	N/A	N/A
226122002	RCTC 2021 SER B SR BDS RES ACCT	36179TF83	US TREAS & AGENCY OBLIGATIONS	G N M A I I PARTN CERT	POOL #MA4691	09/20/2032	09/01/2017	49,239.15	51,745.40		50,492.78	(1,252.62)	3.500	3.413	N/A	N/A
226122002	RCTC 2021 SER B SR BDS RES ACCT	38376V2E6	US TREAS & AGENCY OBLIGATIONS	G N M A GTD R E M I C PASS THRU	C M O SER 2010 19 CL UA	07/16/2039	02/01/2010	55,301.83	57,842.25		56,170.62	(1,671.63)	4.000	3.938	N/A	N/A
226122002	RCTC 2021 SER B SR BDS RES ACCT	38376WA62	US TREAS & AGENCY OBLIGATIONS	G N M A GTD R E M I C PASS THRU	C M O SER 2010 15 CL PD	10/20/2039	02/01/2010	72,293.27	60,687.42		73,585.87	13,272.18	4.000	3.930	N/A	N/A
226122002	RCTC 2021 SER B SR BDS RES ACCT	38378FRB8	US TREAS & AGENCY OBLIGATIONS	G N M A GTD R E M I C PASS THRU	C M O SER 2013 5 CL JE	07/20/2042	01/01/2013	100,642.05	99,163.88		96,899.17	(2,264.71)	2.000	2.077	N/A	N/A
226122002	RCTC 2021 SER B SR BDS RES ACCT	38378XP62	US TREAS & AGENCY OBLIGATIONS	G N M A GTD R E M I C PASS THRU	C M O SER 2014 166 CL PL	05/16/2055	11/01/2014	112,711.96	113,889.52		108,178.68	(5,710.84)	VAR	2.605	N/A	N/A
226122002	RCTC 2021 SER B SR BDS RES ACCT	912828XB1	US TREAS & AGENCY OBLIGATIONS	U S TREASURY NOTE	2.125 05/15/2025	05/15/2025	05/15/2015	1,250,000.00	1,275,067.37		1,234,762.50	(38,929.24)	2.125	2.151	N/A	AAA
226122002	RCTC 2021 SER B SR BDS RES ACCT	91282CCG4	US TREAS & AGENCY OBLIGATIONS	U S TREASURY NOTE	0.250 06/15/2024	06/15/2024	06/15/2021	525,000.00	522,662.11		500,718.75	(21,943.36)	0.250	0.262	N/A	AAA
226122002	RCTC 2021 SER B SR BDS RES ACCT	91282CCQ2	US TREAS & AGENCY OBLIGATIONS	U S TREASURY NOTE	07/31/2023 VAR	07/31/2023	07/31/2021	4,100,000.00	4,100,166.12		4,105,904.00	5,704.76	VAR	0.000	N/A	AAA
226122002	RCTC 2021 SER B SR BDS RES ACCT	91282CDE8	US TREAS & AGENCY OBLIGATIONS	U S TREASURY NOTE	10/31/2023 VAR	10/31/2023	11/01/2021	6,650,000.00	6,651,679.90		6,661,970.00	10,290.10	VAR	0.324	N/A	AAA
									36,284,910.61		**36,081,940.11**	**-268,516.66**				
238302001	RCTC 2021 C SEC LIEN BDS RES ACCT		CASH	Income Cash							(129.55)					
238302001	RCTC 2021 C SEC LIEN BDS RES ACCT		CASH	Principal Cash							129.55					
238302001	RCTC 2021 C SEC LIEN BDS RES ACCT	31846V203	CASH EQUIVALENTS	FIRST AMERICAN GOVERNMENT	OBLIG FD CL Y			85,547.51	85,547.51		85,547.51	-		0.006		
238302001	RCTC 2021 C SEC LIEN BDS RES ACCT	02582JHS2	CORPORATE OBLIGATIONS	AMERICAN EXPRESS CREDIT ACCOUNT	A B S SER 2018 3 CL A	10/15/2025	03/21/2018	100,000.00	100,265.63		100,128.00	(137.63)	VAR	0.476	N/A	AAA
238302001	RCTC 2021 C SEC LIEN BDS RES ACCT	05522RDB1	CORPORATE OBLIGATIONS	BANK OF AMERICA CREDIT CARD	A B S SER 2019 A1 CL A1	01/15/2025	09/13/2019	35,000.00	35,049.22		35,061.25	12.03	1.740	1.737	N/A	AAA
238302001	RCTC 2021 C SEC LIEN BDS RES ACCT	06051GGJ2	CORPORATE OBLIGATIONS	BANK OF AMERICA CORP	04/24/2023 VAR	04/24/2023	04/24/2017	145,000.00	145,460.38	4/24/2022	145,039.15	(421.23)	VAR	1.259	A-	A2
238302001	RCTC 2021 C SEC LIEN BDS RES ACCT	12596JAC7	CORPORATE OBLIGATIONS	CNH EQUIPMENT TRUST	A B S SER 2019 A CL A3	04/15/2024	02/06/2019	12,072.54	12,154.60		12,135.20	(19.40)	3.010	2.994	AAA	AAA
238302001	RCTC 2021 C SEC LIEN BDS RES ACCT	14041NFQ9	CORPORATE OBLIGATIONS	CAPITAL ONE MULTI ASSET EXECUTION	A B S SER 2017 A6 CL A6	07/15/2025	10/10/2017	40,000.00	40,150.00		40,166.00	16.00	2.290	2.281	AAA	N/A
238302001	RCTC 2021 C SEC LIEN BDS RES ACCT	14041NFS5	CORPORATE OBLIGATIONS	CAPITAL ONE MULTI ASSET EXECUTION	A B S SER 2018 A2 CL A2	03/16/2026	05/16/2018	75,000.00	75,114.26		75,108.75	(5.51)	VAR	0.504	AAA	N/R
238302001	RCTC 2021 C SEC LIEN BDS RES ACCT	14041NFU0	CORPORATE OBLIGATIONS	CAPITAL ONE MULTI ASSET	A B S SER 2019 A2 CL A2	08/15/2024	09/05/2019	35,000.00	35,032.81		35,062.65	29.84	1.720	1.717	AAA	N/A
238302001	RCTC 2021 C SEC LIEN BDS RES ACCT	14042WAC4	CORPORATE OBLIGATIONS	CAPITAL ONE PRIME AUTO	A B S SER 2019 1 CL A3	11/15/2023	05/30/2019	9,950.44	10,025.19		9,979.79	(45.39)	2.510	2.503	AAA	AAA
238302001	RCTC 2021 C SEC LIEN BDS RES ACCT	14314QAC8	CORPORATE OBLIGATIONS	CARMAX AUTO OWN	A B S SER 2021 2 CL A3	02/17/2026	04/21/2021	50,000.00	49,220.70		48,232.50	(988.20)	VAR	0.539	AAA	N/A
238302001	RCTC 2021 C SEC LIEN BDS RES ACCT	14315PAD7	CORPORATE OBLIGATIONS	CARMAX AUTO OWNER TRUST	A B S SER 2019 3 CL A3	08/15/2024	07/30/2019	75,109.88	75,523.57		75,263.86	(259.71)	2.180	2.176	AAA	N/A
238302001	RCTC 2021 C SEC LIEN BDS RES ACCT	14316LAC7	CORPORATE OBLIGATIONS	CARMAX AUTO OWNER TRUST	A B S SER 2019 2 CL A3	03/15/2024	04/17/2019	46,712.07	47,246.71		46,868.09	(378.62)	2.680	2.671	AAA	N/A
238302001	RCTC 2021 C SEC LIEN BDS RES ACCT	14316NAC3	CORPORATE OBLIGATIONS	CARMAX AUTO OWNER TR	A B S SER 2021 1 CL A 3	12/15/2025	01/27/2021	80,000.00	78,787.50		78,068.00	(719.50)	VAR	0.348	AAA	N/A
238302001	RCTC 2021 C SEC LIEN BDS RES ACCT	14317CAA0	CORPORATE OBLIGATIONS	CARMAX AUTO OWNER TR 2022 1	A B S SER 2022 1 CL A1	02/15/2023	01/26/2022	46,466.14	46,466.14		46,403.41	(62.73)	VAR	0.292	N/A	N/A
238302001	RCTC 2021 C SEC LIEN BDS RES ACCT	14687KAA4	CORPORATE OBLIGATIONS	CARVANA AUTO REC TR 2021 P4	A B S SER 2021 P4 CL A1	01/10/2023	12/29/2021	7,953.25	7,952.94		7,948.64	(4.30)	VAR	0.286	N/A	N/A
238302001	RCTC 2021 C SEC LIEN BDS RES ACCT	172967KX8	CORPORATE OBLIGATIONS	CITIGROUP INC	09/01/2023 VAR	09/01/2023	08/26/2016	100,000.00	100,811.60	9/1/2022	100,357.00	(454.60)	VAR	1.595	BBB+	A3
238302001	RCTC 2021 C SEC LIEN BDS RES ACCT	254683CE3	CORPORATE OBLIGATIONS	DISCOVER CARD EXECUTION NOTE TRUST	A B S SER 2018 A2 CL A2	08/15/2025	03/14/2018	75,000.00	75,087.89		75,059.25	(28.64)	VAR	0.486	AAA	AAA
238302001	RCTC 2021 C SEC LIEN BDS RES ACCT	345286AA6	CORPORATE OBLIGATIONS	FORD CR AUTO OWN TR 2022 A	A B S SER 2022 A CL A 1	02/15/2023	01/24/2022	44,371.07	44,371.07		44,323.59	(47.48)	0.238	0.239	N/A	N/A
238302001	RCTC 2021 C SEC LIEN BDS RES ACCT	34528QHB3	CORPORATE OBLIGATIONS	FORD CREDIT FLOORPLAN MASTER	A B S SER 2019 3 CL A2	09/15/2024	09/20/2019	100,000.00	100,078.13		100,069.00	(9.13)	VAR	0.738	AAA	AAA
238302001	RCTC 2021 C SEC LIEN BDS RES ACCT	34531KAD4	CORPORATE OBLIGATIONS	FORD CREDIT AUTO OWNER TRUST	A B S SER 2019 CL A3	03/15/2024	11/22/2019	34,000.31	34,202.18		34,031.25	(170.93)	1.870	1.868	AAA	AAA
238302001	RCTC 2021 C SEC LIEN BDS RES ACCT	34531RAD9	CORPORATE OBLIGATIONS	FORD CREDIT AUTO LS TR	A B S SER 2020 B CL A3	08/15/2023	07/24/2020	8,449.41	8,448.08		8,441.05	(7.04)	0.620	0.621	AAA	AAA
238302001	RCTC 2021 C SEC LIEN BDS RES ACCT	34531RAF4	CORPORATE OBLIGATIONS	FORD CREDIT AUTO LS TR	A B S SER 2020 B CL B	11/15/2023	07/24/2020	85,000.00	84,863.87		84,563.95	(299.92)	1.000	1.005	AA	AAA
238302001	RCTC 2021 C SEC LIEN BDS RES ACCT	36265MAA3	CORPORATE OBLIGATIONS	GM FIN AUTO LSNG TR	A B S SER 2022 1 CL A 1	02/21/2023	02/23/2022	51,688.80	51,688.80		51,603.00	(85.80)	0.570	0.571	N/A	N/A
238302001	RCTC 2021 C SEC LIEN BDS RES ACCT	380140AB9	CORPORATE OBLIGATIONS	GM FIN CONS AUTO REC TR	A B S SER 2021 3 CL A2	08/16/2024	07/21/2021	76,681.27	76,495.57		76,228.85	(266.72)	0.210	0.211	AAA	N/A
238302001	RCTC 2021 C SEC LIEN BDS RES ACCT	38141GXW9	CORPORATE OBLIGATIONS	GOLDMAN SACHS GROUP INC	03/08/2024 VAR	03/08/2024	03/08/2021	90,000.00	90,079.11	3/8/2023	89,209.80	(869.31)	VAR	0.635	BBB+	A2
238302001	RCTC 2021 C SEC LIEN BDS RES ACCT	46647PCA2	CORPORATE OBLIGATIONS	JPMORGAN CHASE CO	03/16/2024 VAR	03/16/2024	03/16/2021	90,000.00	90,371.70	3/16/2023	89,721.90	(649.80)	VAR	0.631	A-	A2
238302001	RCTC 2021 C SEC LIEN BDS RES ACCT	65479HAC1	CORPORATE OBLIGATIONS	NISSAN AUTO RECEIVABLE OWNER	A B S SER 2019 B CL A3	11/15/2023	05/28/2019	20,229.05	20,409.20		20,314.62	(94.58)	2.500	2.489	N/A	AAA
238302001	RCTC 2021 C SEC LIEN BDS RES ACCT	65479QAA5	CORPORATE OBLIGATIONS	NISSAN AT REC OWNR TR	A B S SER 2022 A CL A1	03/15/2023	02/23/2022	83,380.33	83,380.33		83,266.93	(113.40)	ZERO CPN	0.033	N/A	N/A
238302001	RCTC 2021 C SEC LIEN BDS RES ACCT	80285RAE8	CORPORATE OBLIGATIONS	SANTANDER DRIVE AUTO TR	A B S SER 2020 2 CL B	11/15/2024	07/22/2020	16,215.24	16,234.88		16,209.08	(25.80)	VAR	0.960	N/A	AAA
238302001	RCTC 2021 C SEC LIEN BDS RES ACCT	828807DR5	CORPORATE OBLIGATIONS	SIMON PPTY GROUP L P	01/11/2024 VAR	01/11/2024	01/11/2022	30,000.00	30,000.00	1/11/2023	29,972.10	(27.90)	VAR	0.000	A-	A3
238302001	RCTC 2021 C SEC LIEN BDS RES ACCT	842400HC0	CORPORATE OBLIGATIONS	SOUTHERN CA EDISON CO 1M GLBL 2021C	24	04/01/2024	04/01/2021	90,000.00	90,191.70	4/1/2023	89,940.60	(251.10)	VAR	0.914	A-	A3
238302001	RCTC 2021 C SEC LIEN BDS RES ACCT	92347YAA2	CORPORATE OBLIGATIONS	VERIZON OWNER TRUST	A B S SER 2019 A CL A1A	09/20/2023	03/13/2019	27,070.46	27,222.73		27,152.21	(70.52)	2.930	2.921	AAA	AAA
238302001	RCTC 2021 C SEC LIEN BDS RES ACCT	92347YAC8	CORPORATE OBLIGATIONS	VERIZON OWNER TRUST	A B S SER 2019 A CL B	09/20/2023	03/13/2019	35,000.00	35,637.11		35,153.30	(483.81)	3.020	3.007	AAA	AAA
238302001	RCTC 2021 C SEC LIEN BDS RES ACCT	98162HAC4	CORPORATE OBLIGATIONS	WORLD OMNI AUTOMOBILE LEASE	A B S SER 2020 A CL A3	01/15/2023	02/12/2020	26,481.89	26,705.33		26,508.37	(196.96)	1.700	1.698	N/A	AAA
238302001	RCTC 2021 C SEC LIEN BDS RES ACCT	98162VAD1	CORPORATE OBLIGATIONS	WORLD OMNI AUTO RECEIVABLES	A B S SER 2019 B CL A3	07/15/2024	05/15/2019	11,935.46	12,011.92		11,977.35	(34.57)	2.590	2.581	AAA	N/A
238302001	RCTC 2021 C SEC LIEN BDS RES ACCT	98164GAA8	CORPORATE OBLIGATIONS	WORLD OMNI AUTO REC TR 2022 A	A B S SER 2022 A CL A1	02/15/2023	02/16/2022	52,583.17	52,583.17		52,505.35	(77.82)	0.396	0.397	N/A	N/A
238302001	RCTC 2021 C SEC LIEN BDS RES ACCT	60687YAN9	FOREIGN OBLIGATIONS	MIZUHO FINANCIAL GROUP	09/11/2022 VAR	09/11/2022	09/11/2017	200,000.00	201,016.20		200,480.00	(536.20)	VAR	1.622	A-	A1
238302001	RCTC 2021 C SEC LIEN BDS RES ACCT	78015K7K4	FOREIGN OBLIGATIONS	ROYAL BK OF CANADA	MEDIUM TERM NOTE	10/26/2023	10/26/2020	90,000.00	90,377.55		89,731.80	(645.75)	VAR	0.498	A	A1
238302001	RCTC 2021 C SEC LIEN BDS RES ACCT	235241VW3	MUNICIPAL OBLIGATIONS	DALLAS TX AREA RAPID TRAN SALES TAX	REV TAXABLE SR LIEN REF BDS 2021 A	12/01/2022	12/01/2021	105,000.00	108,839.85		106,796.55	(2,043.30)	4.000	3.933	AA+	AA2
238302001	RCTC 2021 C SEC LIEN BDS RES ACCT	346604LK5	MUNICIPAL OBLIGATIONS	REF BDS 2021	0.921 02/01/2024 TAXABLE	02/01/2024	12/09/2021	80,000.00	80,000.00		77,947.20	(2,052.80)	0.921	0.945	AAA	AAA

RIVERSIDE COUNTY TRANSPORTATION COMMISSION

91 CIP STAMP Portfolio by Account for quarter ended March 31, 2022

Source Account	Account	CUSIP	Asset Category Name	Asset Name 1	Asset Name 2	Maturity Date	Issue Date	Shares/Par	Book Value	Call Date	Market Value	Unrealized Gain/Loss	Coupon	Yield	S&P Rating	Moody Rating
238302001	RCTC 2021 C SEC LIEN BDS RES ACCT	575625AT5	MUNICIPAL OBLIGATIONS	MASSACHUSETTS CLEAN ENERGY COOP CORP	REV TAXABLE BDS 2021	07/01/2022	12/01/2021	85,000.00	85,000.00		84,924.35	(75.65)	0.576	0.577	N/A	A1
238302001	RCTC 2021 C SEC LIEN BDS RES ACCT	64966QJD3	MUNICIPAL OBLIGATIONS	NEW YORK NY TAXABLE GO BDS FISCAL	1.150 03/01/2023 TAXABLE	03/01/2023	03/24/2020	45,000.00	45,105.30		44,746.65	(358.65)	1.150	1.157	AA	AA2
238302001	RCTC 2021 C SEC LIEN BDS RES ACCT	67908PBA3	MUNICIPAL OBLIGATIONS	OKLAHOMA ST CAPITOL IMPT AUTH REV	TAXABLE REGT HIGHER ED B 2021A	07/01/2022	11/18/2021	100,000.00	100,000.00		99,912.00	(88.00)	0.453	0.453	AA-	N/A
238302001	RCTC 2021 C SEC LIEN BDS RES ACCT	73358W4V3	MUNICIPAL OBLIGATIONS	PORT AUTH N Y N J TAXABLE	CONSOLIDATED NTS AAA NY	07/01/2023	07/08/2020	70,000.00	69,628.05		69,167.00	(461.05)	1.086	1.099	A+	AA3
238302001	RCTC 2021 C SEC LIEN BDS RES ACCT	797272RJ2	MUNICIPAL OBLIGATIONS	SAN DIEGO CA CMNTY COLLEGE DIST	TAXABLE GO REF BDS 2021	08/01/2022	12/28/2021	75,000.00	75,000.00		74,895.00	(105.00)	0.497	0.498	AAA	AAA
238302001	RCTC 2021 C SEC LIEN BDS RES ACCT	79739GPB6	MUNICIPAL OBLIGATIONS	SAN DIEGO CNTY CALIF REGL ARPTAUTH	ARPT REV TAXABLE SUB REF BDS 2021 CA	07/01/2023	12/08/2021	55,000.00	55,000.00		53,923.65	(1,076.35)	0.654	0.667	N/A	A2
238302001	RCTC 2021 C SEC LIEN BDS RES ACCT	91523NWT9	MUNICIPAL OBLIGATIONS	UNIVERSITY WA UNIV REVS TAXABLE	GEN REF BDS 2022 B	07/01/2023	03/08/2022	50,000.00	50,000.00		49,675.50	(324.50)	1.470	1.480	AA+	AAA
238302001	RCTC 2021 C SEC LIEN BDS RES ACCT	31307NP40	US TREAS & AGENCY OBLIGATIONS	F H L M C GOLD PARTN CERT	POOL #J32243	07/01/2030	07/01/2015	165,336.90	175,461.84		167,180.41	(8,281.43)	3.000	2.967	N/A	N/A
238302001	RCTC 2021 C SEC LIEN BDS RES ACCT	3130AR2C4	US TREAS & AGENCY OBLIGATIONS	FEDERAL HOME LOAN BKS	2.200 02/28/2025	02/28/2025	02/28/2022	85,000.00	85,000.00		84,024.20	(975.80)	2.200	2.226	AA+	AAA
238302001	RCTC 2021 C SEC LIEN BDS RES ACCT	3132A9T64	US TREAS & AGENCY OBLIGATIONS	F H L M C PARTN CERT MIRROR	POOL #ZS8673	10/01/2032	09/01/2018	96,737.99	100,807.26		97,746.00	(3,061.26)	3.000	2.969	N/A	N/A
238302001	RCTC 2021 C SEC LIEN BDS RES ACCT	3132D9C93	US TREAS & AGENCY OBLIGATIONS	F H L M C PARTN CERT	POOL #SC0096	10/01/2040	10/01/2020	162,934.07	172,769.89		163,427.76	(9,342.13)	3.000	2.991	N/A	N/A
238302001	RCTC 2021 C SEC LIEN BDS RES ACCT	3136A8SX9	US TREAS & AGENCY OBLIGATIONS	F N M A GTD R E M I C PASS THRU	C M O SER 2012 102 CL BJ	09/25/2027	08/01/2012	33,628.73	34,132.61		32,789.69	(1,342.92)	1.500	1.538	N/A	N/A
238302001	RCTC 2021 C SEC LIEN BDS RES ACCT	3136ABNZ2	US TREAS & AGENCY OBLIGATIONS	F N M A GTD R E M I C PASS THRU	C M O SER 2012 148 CL MC	11/25/2042	12/01/2012	39,098.78	39,773.16		38,948.25	(824.91)	2.000	2.008	N/A	N/A
238302001	RCTC 2021 C SEC LIEN BDS RES ACCT	3136ADFF1	US TREAS & AGENCY OBLIGATIONS	F N M A GTD R E M I C PASS THRU	C M O SER 2013 36 CL KC	04/25/2023	03/01/2013	15,329.30	15,108.93		15,295.88	186.95	1.500	1.503	N/A	N/A
238302001	RCTC 2021 C SEC LIEN BDS RES ACCT	3136AEY84	US TREAS & AGENCY OBLIGATIONS	F N M A GTD R E M I C PASS THRU	C M O SER 2013 70 CL DG	07/25/2028	06/01/2013	39,054.18	39,697.46		38,175.85	(1,521.61)	1.750	1.790	N/A	N/A
238302001	RCTC 2021 C SEC LIEN BDS RES ACCT	3136AHAE0	US TREAS & AGENCY OBLIGATIONS	F N M A GTD R E M I C PASS THRU	C M O SER 2013 M14 CL APT	04/25/2023	11/01/2013	16,395.25	16,457.45		16,350.82	(106.63)	VAR	2.625	N/A	N/A
238302001	RCTC 2021 C SEC LIEN BDS RES ACCT	3136AQZK9	US TREAS & AGENCY OBLIGATIONS	F N M A GTD R E M I C PASS THRU	C M O SER 2015 89 CL KE	11/25/2031	11/01/2015	64,543.18	66,291.57		63,075.47	(3,216.10)	2.000	2.047	N/A	N/A
238302001	RCTC 2021 C SEC LIEN BDS RES ACCT	3137AQQE1	US TREAS & AGENCY OBLIGATIONS	F H L M C MULTICLASS MTG PARTN	C M O SER 4039 CL QB	05/15/2027	05/01/2012	74,382.74	75,447.85		72,636.98	(2,810.29)	1.500	1.536	N/A	N/A
238302001	RCTC 2021 C SEC LIEN BDS RES ACCT	3137AYSH5	US TREAS & AGENCY OBLIGATIONS	F H L M C MULTICLASS MTG PARTN	C M O SER 4165 CL TE	12/15/2042	02/01/2013	129,214.20	131,884.50		123,782.04	(8,102.64)	1.750	1.827	N/A	N/A
238302001	RCTC 2021 C SEC LIEN BDS RES ACCT	3137B1UG5	US TREAS & AGENCY OBLIGATIONS	F H L M C MULTICLASS MTG PARTN	C M O SER K027 CL A2	01/25/2023	05/01/2013	35,000.00	35,330.86		35,191.80	(139.06)	2.637	2.623	N/A	N/A
238302001	RCTC 2021 C SEC LIEN BDS RES ACCT	3137B3NW4	US TREAS & AGENCY OBLIGATIONS	F H L M C MULTICLASS MTG PARTN	C M O SER K031 CL A1	09/25/2022	08/01/2013	8,187.88	9,210.62		8,210.23	(1,000.39)	2.778	2.770	N/A	AAA
238302001	RCTC 2021 C SEC LIEN BDS RES ACCT	3137B5A60	US TREAS & AGENCY OBLIGATIONS	F H L M C MULTICLASS MTG PARTN	C M O SER 4257 CL EK	10/15/2028	10/01/2013	7,069.30	7,107.83		7,072.06	(35.77)	2.500	2.499	N/A	N/A
238302001	RCTC 2021 C SEC LIEN BDS RES ACCT	3137B6DF5	US TREAS & AGENCY OBLIGATIONS	F H L M C MULTICLASS MTG PARTN	C M O SER 4272 CL YG	11/15/2026	11/01/2013	57,921.71	57,319.87		57,892.17	572.30	2.000	2.001	N/A	N/A
238302001	RCTC 2021 C SEC LIEN BDS RES ACCT	3137B9RN7	US TREAS & AGENCY OBLIGATIONS	F H L M C MULTICLASS MTG PARTN	C M O SER 4328 CL EA	12/15/2027	04/01/2014	73,907.60	75,125.34		74,314.09	(814.97)	2.500	2.486	N/A	N/A
238302001	RCTC 2021 C SEC LIEN BDS RES ACCT	3137BLAC2	US TREAS & AGENCY OBLIGATIONS	F H L M C MULTICLASS MTG PARTN	C M O SER K048 CL A2	06/25/2025	09/01/2015	150,000.00	158,296.50		152,148.00	(6,148.50)	VAR	3.238	N/A	N/A
238302001	RCTC 2021 C SEC LIEN BDS RES ACCT	3137BP4K2	US TREAS & AGENCY OBLIGATIONS	F H L M C MULTICLASS MTG PARTN	C M O SER KIR1 CL A2	03/25/2026	05/01/2016	200,000.00	208,911.36		199,334.00	(9,577.36)	2.849	2.859	N/A	N/A
238302001	RCTC 2021 C SEC LIEN BDS RES ACCT	3137F4CY6	US TREAS & AGENCY OBLIGATIONS	F H L M C MULTICLASS MTG PARTN	C M O SER KBX1 CL A1	09/25/2024	03/01/2018	189,765.41	194,782.85		190,304.34	(4,478.51)	2.920	0.527	N/A	N/A
238302001	RCTC 2021 C SEC LIEN BDS RES ACCT	3137FBAB2	US TREAS & AGENCY OBLIGATIONS	F H L M C MULTICLASS MTG PARTN	C M O SER KIR3 CL A1	08/25/2027	10/01/2017	130,000.00	141,252.84		130,053.30	(11,199.54)	3.038	2.776	N/A	N/A
238302001	RCTC 2021 C SEC LIEN BDS RES ACCT	3137FBAJ5	US TREAS & AGENCY OBLIGATIONS	F H L M C MULTICLASS MTG PARTN	C M O SER KIR3 CL A2	08/25/2027	10/01/2017	200,000.00	210,479.94		203,494.00	(6,985.94)	3.281	3.466	N/A	N/A
238302001	RCTC 2021 C SEC LIEN BDS RES ACCT	3137FMD66	US TREAS & AGENCY OBLIGATIONS	F H L M C MULTICLASS MTG PARTN	C M O SER KJ24 CL A1	05/25/2026	06/01/2019	14,425.02	19,620.00		14,391.55	(5,228.45)	2.283	2.288	N/A	N/A
238302001	RCTC 2021 C SEC LIEN BDS RES ACCT	3137FNAD2	US TREAS & AGENCY OBLIGATIONS	F H L M C MULTICLASS MTG PARTN	C M O SER K095 CL A1	11/25/2028	08/01/2019	143,662.10	146,071.99		143,560.10	(2,511.89)	2.631	2.877	N/A	N/A
238302001	RCTC 2021 C SEC LIEN BDS RES ACCT	3137FPJF3	US TREAS & AGENCY OBLIGATIONS	F H L M C MULTICLASS MTG PARTN	C M O SER K099 CL A1	06/25/2029	10/01/2019	189,876.63	191,019.67		186,850.00	(4,169.67)	2.258	2.295	N/A	N/A
238302001	RCTC 2021 C SEC LIEN BDS RES ACCT	3137FPJP1	US TREAS & AGENCY OBLIGATIONS	F H L M C MULTICLASS MTG PARTN	C M O SER KC05 CL ASB	07/25/2029	11/01/2019	92,529.14	97,069.45		90,189.08	(6,880.37)	2.230	2.274	N/A	N/A
238302001	RCTC 2021 C SEC LIEN BDS RES ACCT	3137FQ3Y7	US TREAS & AGENCY OBLIGATIONS	F H L M C MULTICLASS MTG PARTN	C M O SER K101 CL A1	07/25/2029	11/01/2019	190,374.12	190,863.58		186,873.14	(3,990.44)	2.190	2.559	N/A	N/A
238302001	RCTC 2021 C SEC LIEN BDS RES ACCT	3137FWHY9	US TREAS & AGENCY OBLIGATIONS	F H L M C MULTICLASS MTG PARTN	C M O SER 2020 P003 CL A1	09/25/2030	09/01/2020	182,622.13	181,709.01		164,303.30	(17,405.71)	0.826	0.918	N/A	N/A
238302001	RCTC 2021 C SEC LIEN BDS RES ACCT	3138LFGP7	US TREAS & AGENCY OBLIGATIONS	F N M A PARTN CERT	POOL #AN2905	10/01/2028	10/01/2016	48,764.98	50,103.53		47,970.11	(2,133.41)	2.550	2.592	N/A	N/A
238302001	RCTC 2021 C SEC LIEN BDS RES ACCT	3140J6FU6	US TREAS & AGENCY OBLIGATIONS	F N M A PARTN CERT	POOL #BM1978	10/01/2032	10/01/2017	74,598.89	78,713.76		75,837.23	(2,876.53)	3.000	2.951	N/A	N/A
238302001	RCTC 2021 C SEC LIEN BDS RES ACCT	3140JAU97	US TREAS & AGENCY OBLIGATIONS	F N M A PARTN CERT	POOL #BM6007	06/01/2049	05/31/2019	24,501.13	25,427.75		24,505.54	(922.21)	VAR	2.596	N/A	N/A
238302001	RCTC 2021 C SEC LIEN BDS RES ACCT	31417YKF3	US TREAS & AGENCY OBLIGATIONS	F N M A PARTN CERT	POOL #MA0293	01/01/2030	12/01/2009	35,612.61	37,831.64		36,918.88	(900.66)	4.500	4.341	N/A	N/A
238302001	RCTC 2021 C SEC LIEN BDS RES ACCT	31418DQ47	US TREAS & AGENCY OBLIGATIONS	F N M A PARTN CERT UMBS	POOL #MA4074	06/01/2035	06/01/2020	29,571.30	30,506.46		28,756.31	(1,680.24)	2.000	2.057	N/A	N/A
238302001	RCTC 2021 C SEC LIEN BDS RES ACCT	31418DVU3	US TREAS & AGENCY OBLIGATIONS	F N M A PARTN CERT UMBS	POOL #MA4226	12/01/2030	12/01/2020	146,944.88	152,531.92		143,829.65	(8,702.27)	2.000	2.043	N/A	N/A
238302001	RCTC 2021 C SEC LIEN BDS RES ACCT	31418DXH0	US TREAS & AGENCY OBLIGATIONS	F N M A PARTN CERT UMBS	POOL #MA4279	03/01/2036	02/01/2021	166,454.05	172,000.87		161,853.26	(10,147.61)	2.000	2.057	N/A	N/A
238302001	RCTC 2021 C SEC LIEN BDS RES ACCT	36176XE21	US TREAS & AGENCY OBLIGATIONS	G N M A PASS THRU CERT	POOL #778953	03/15/2027	03/01/2012	95,132.31	98,002.07		95,831.53	(2,170.54)	3.000	2.978	N/A	N/A
238302001	RCTC 2021 C SEC LIEN BDS RES ACCT	36176XQB8	US TREAS & AGENCY OBLIGATIONS	G N M A PARTN CERT	POOL #779250	05/15/2027	05/01/2012	32,962.32	34,163.20		33,204.92	(958.28)	3.000	2.978	N/A	N/A
238302001	RCTC 2021 C SEC LIEN BDS RES ACCT	36179MU32	US TREAS & AGENCY OBLIGATIONS	G N M A I I PASS THRU CERT	POOL #MA0602	12/20/2027	12/01/2012	58,849.56	60,921.51		59,281.52	(1,639.99)	3.000	2.978	N/A	N/A
238302001	RCTC 2021 C SEC LIEN BDS RES ACCT	36179NAJ7	US TREAS & AGENCY OBLIGATIONS	G N M A I I PASS THRU CERT	POOL #MA0909	04/20/2028	04/01/2013	22,945.62	23,800.88		22,891.24	(909.64)	3.000	3.007	N/A	N/A
238302001	RCTC 2021 C SEC LIEN BDS RES ACCT	36179NHK7	US TREAS & AGENCY OBLIGATIONS	G N M A I I PARTN CERT	POOL #MA1134	07/20/2028	07/01/2013	65,088.07	67,931.56		65,567.12	(2,364.44)	3.000	2.978		
238302001	RCTC 2021 C SEC LIEN BDS RES ACCT	36179RHM4	US TREAS & AGENCY OBLIGATIONS	G N M A I I PARTN CERT	POOL #MA2936	07/20/2030	07/01/2015	61,061.11	63,845.04		62,608.40	(1,236.64)	3.500	3.414	N/A	N/A
238302001	RCTC 2021 C SEC LIEN BDS RES ACCT	36179TF83	US TREAS & AGENCY OBLIGATIONS	G N M A I I PARTN CERT	POOL #MA4691	09/20/2032	09/01/2017	55,394.04	58,213.56		56,804.37	(1,409.19)	3.500	3.413	N/A	N/A
238302001	RCTC 2021 C SEC LIEN BDS RES ACCT	36202F3H7	US TREAS & AGENCY OBLIGATIONS	G N M A I I PASS THRU CERT	POOL #005300	02/20/2027	02/01/2012	48,819.89	50,505.27		49,177.25	(1,328.02)	3.000	2.978	N/A	N/A
238302001	RCTC 2021 C SEC LIEN BDS RES ACCT	36297GCD0	US TREAS & AGENCY OBLIGATIONS	G N M A PASS THRU CERT	POOL #711168	02/15/2025	02/01/2010	36,574.23	37,090.43		37,178.44	88.01	4.500	4.427	N/A	N/A
238302001	RCTC 2021 C SEC LIEN BDS RES ACCT	38376TTT9	US TREAS & AGENCY OBLIGATIONS	G N M A GTD R E M I C PASS THRU	C M O SER 2010 6 CL AB	11/20/2039	01/01/2010	17,873.19	18,156.02		18,019.39	(136.63)	3.000	2.976	N/A	N/A
238302001	RCTC 2021 C SEC LIEN BDS RES ACCT	38376V2E6	US TREAS & AGENCY OBLIGATIONS	G N M A GTD R E M I C PASS THRU	C M O SER 2010 19 CL UA	07/16/2039	02/01/2010	50,529.57	51,817.91		51,323.39	(494.52)	4.000	3.938	N/A	N/A
238302001	RCTC 2021 C SEC LIEN BDS RES ACCT	38376WA62	US TREAS & AGENCY OBLIGATIONS	G N M A GTD R E M I C PASS THRU	C M O SER 2010 15 CL PD	10/20/2039	02/01/2010	40,200.16	41,517.70		40,918.94	(598.76)	4.000	3.930	N/A	N/A
238302001	RCTC 2021 C SEC LIEN BDS RES ACCT	38377LFC7	US TREAS & AGENCY OBLIGATIONS	G N M A GTD R E M I C PASS THRU	C M O SER 2010 116 CL NE	12/20/2039	09/01/2010	2,630.53	2,654.36		2,629.24	(25.12)	2.500	2.501	N/A	N/A
238302001	RCTC 2021 C SEC LIEN BDS RES ACCT	38377QKH9	US TREAS & AGENCY OBLIGATIONS	G N M A GTD R E M I C PASS THRU	C M O SER 2011 18 CL PG	08/20/2040	02/01/2011	11,037.88	11,163.53		11,058.63	(104.90)	3.000	2.994	N/A	N/A
238302001	RCTC 2021 C SEC LIEN BDS RES ACCT	38377RVK8	US TREAS & AGENCY OBLIGATIONS	G N M A GTD R E M I C PASS THRU	C M O SER 2010 166 CL GP	04/20/2039	12/01/2010	36,564.01	37,278.76		36,661.64	(617.12)	3.000	2.992	N/A	N/A
238302001	RCTC 2021 C SEC LIEN BDS RES ACCT	38377YTL4	US TREAS & AGENCY OBLIGATIONS	G N M A GTD R E M I C PASS THRU	C M O SER 2011 136 CL GA	05/20/2040	10/01/2011	36,751.85	36,303.94		36,689.00	385.06	2.000	2.003	N/A	N/A
238302001	RCTC 2021 C SEC LIEN BDS RES ACCT	38378AU90	US TREAS & AGENCY OBLIGATIONS	G N M A GTD R E M I C PASS THRU	C M O SER 2011 158 CL CA	10/20/2026	12/01/2011	34,492.73	35,036.73		34,716.24	(320.49)	3.000	2.981	N/A	N/A
238302001	RCTC 2021 C SEC LIEN BDS RES ACCT	38378FRB8	US TREAS & AGENCY OBLIGATIONS	G N M A GTD R E M I C PASS THRU	C M O SER 2013 5 CL JE	07/20/2042	01/01/2013	106,233.30	104,673.00		102,282.48	(2,390.52)	2.000	2.077	N/A	N/A
238302001	RCTC 2021 C SEC LIEN BDS RES ACCT	38378HAU0	US TREAS & AGENCY OBLIGATIONS	G N M A GTD R E M I C PASS THRU	C M O SER 2012 96 CL AD	08/20/2027	08/01/2012	45,885.49	46,502.91		44,579.59	(1,923.29)	1.500	1.544	N/A	N/A
238302001	RCTC 2021 C SEC LIEN BDS RES ACCT	38378JZD7	US TREAS & AGENCY OBLIGATIONS	G N M A GTD R E M I C PASS THRU	C M O SER 2013 47 CL EC	12/20/2040	03/01/2013	15,547.09	15,352.74		15,462.20	109.46	1.500	1.508	N/A	N/A
238302001	RCTC 2021 C SEC LIEN BDS RES ACCT	38378TAF7	US TREAS & AGENCY OBLIGATIONS	G N M A GTD R E M I C PASS THRU	C M O SER 2013 71 CL GA	07/20/2041	05/01/2013	53,718.31	53,779.43		53,530.83	(248.60)	2.500	2.509	N/A	N/A
238302001	RCTC 2021 C SEC LIEN BDS RES ACCT	912828XB1	US TREAS & AGENCY OBLIGATIONS	U S TREASURY NOTE	2.125 05/15/2025	05/15/2025	05/15/2015	50,000.00	51,148.44		49,390.50	(1,757.94)	2.125	2.151	N/A	AAA
									7,378,817.63		**7,196,913.40**	**-181,825.50**				
256350023	RCTC 2013 A&B TOLL BDS 2013A&B RSV	31846V401	CASH EQUIVALENTS	FIRST AMERICAN GOVERNMENT	OBLIG FD CL D			365,227.80	365,227.80		365,227.80	-		0.006		
256350023	RCTC 2013 A&B TOLL BDS 2013A&B RSV	3130AFFX0	US TREAS & AGENCY OBLIGATIONS	FEDERAL HOME LOAN BKS	3.250 11/16/2028	11/16/2028	11/16/2018	185,000.00	205,766.25		193,463.75	(12,302.50)	3.250	3.108	AA+	AAA
256350023	RCTC 2013 A&B TOLL BDS 2013A&B RSV	3132A85Y1	US TREAS & AGENCY OBLIGATIONS	F H L M C PARTN CERT	POOL #ZS8063	09/01/2032	09/01/2018	150,229.61	156,067.56		148,698.77	(7,368.79)	2.500	2.526	N/A	N/A
256350023	RCTC 2013 A&B TOLL BDS 2013A&B RSV	3132AEFC5	US TREAS & AGENCY OBLIGATIONS	F H L M C PARTN CERT UMBS	POOL #ZT1963	11/01/2030	05/01/2019	295,235.69	310,449.83		301,429.73	(9,020.10)	3.500	3.428	N/A	N/A
256350023	RCTC 2013 A&B TOLL BDS 2013A&B RSV	3132AEFK7	US TREAS & AGENCY OBLIGATIONS	F H L M C PARTN CERT	POOL #ZT1970	04/01/2033	05/01/2019	57,313.60	61,104.76		59,110.38	(1,994.38)	3.500	3.394	N/A	N/A
256350023	RCTC 2013 A&B TOLL BDS 2013A&B RSV	3134GWND4	US TREAS & AGENCY OBLIGATIONS	F H L M C M T N	0.600 08/12/2025	08/12/2025	08/12/2020	300,000.00	299,580.00		281,046.00	(18,534.00)	0.600	0.640	N/A	AAA
256350023	RCTC 2013 A&B TOLL BDS 2013A&B RSV	3136A72D3	US TREAS & AGENCY OBLIGATIONS	F N M A GTD R E M I C PASS THRU	C M O SER 2012 M9 CL A2	04/25/2022	08/01/2012	7,582.72	0.02		7,574.15	7,574.13	2.482	2.485	N/A	N/A
256350023	RCTC 2013 A&B TOLL BDS 2013A&B RSV	3136A8SX9	US TREAS & AGENCY OBLIGATIONS	F N M A GTD R E M I C PASS THRU	C M O SER 2012 102 CL BJ	09/25/2027	08/01/2012	29,043.00	29,410.49		28,318.38	(1,092.11)	1.500	1.538	N/A	N/A
256350023	RCTC 2013 A&B TOLL BDS 2013A&B RSV	3136ABNZ2	US TREAS & AGENCY OBLIGATIONS	F N M A GTD R E M I C PASS THRU	C M O SER 2012 148 CL MC	11/25/2042	12/01/2012	32,810.16	33,334.69		32,683.84	(650.85)	2.000	2.008	N/A	N/A
256350023	RCTC 2013 A&B TOLL BDS 2013A&B RSV	3136AC7J4	US TREAS & AGENCY OBLIGATIONS	F N M A GTD R E M I C PASS THRU	C M O SER 2013 M6 CL 2A	03/25/2023	04/01/2013	23,778.71	23,516.90		23,840.30	310.15	VAR	2.589	N/A	N/A
256350023	RCTC 2013 A&B TOLL BDS 2013A&B RSV	3136ADFF1	US TREAS & AGENCY OBLIGATIONS	F N M A GTD R E M I C PASS THRU	C M O SER 2013 36 CL KC	04/25/2023	03/01/2013	14,477.64	14,269.53		14,446.08	176.55	1.500	1.503	N/A	N/A
256350023	RCTC 2013 A&B TOLL BDS 2013A&B RSV	3136AEY84	US TREAS & AGENCY OBLIGATIONS	F N M A GTD R E M I C PASS THRU	C M O SER 2013 70 CL DG	07/25/2028	06/01/2013	33,728.61	34,206.27		32,970.05	(1,236.22)	1.750	1.790	N/A	N/A
256350023	RCTC 2013 A&B TOLL BDS 2013A&B RSV	3136AHAE0	US TREAS & AGENCY OBLIGATIONS	F N M A GTD R E M I C PASS THRU	C M O SER 2013 M14 CL APT	04/25/2023	11/01/2013	13,707.53	13,762.26		13,670.38	(91.88)	VAR	2.625	N/A	N/A

RIVERSIDE COUNTY TRANSPORTATION COMMISSION

91 CIP STAMP Portfolio by Account for quarter ended March 31, 2022

Source Account	Account	CUSIP	Asset Category Name	Asset Name 1	Asset Name 2	Maturity Date	Issue Date	Shares/Par	Book Value	Call Date	Market Value	Unrealized Gain/Loss	Coupon	Yield	S&P Rating	Moody Rating
256350023	RCTC 2013 A&B TOLL BDS 2013A&B RSV	3137AWQG3	US TREAS & AGENCY OBLIGATIONS	F H L M C MULTICLASS MTG PARTN	C M O SER K023 CL A1	04/25/2022	12/01/2012	3,822.97	3,825.44		3,820.14	(5.30)	1.583	1.584	N/A	N/A
256350023	RCTC 2013 A&B TOLL BDS 2013A&B RSV	3137B1BS0	US TREAS & AGENCY OBLIGATIONS	F H L M C MULTICLASS MTG PARTN	C M O SER K026 CL A2	11/25/2022	05/01/2013	359,573.99	362,700.30		360,886.44	(1,813.86)	2.510	2.501	N/A	N/A
256350023	RCTC 2013 A&B TOLL BDS 2013A&B RSV	3137B1U75	US TREAS & AGENCY OBLIGATIONS	F H L M C MULTICLASS MTG PARTN	C M O SER K S01 CL A2	01/25/2023	05/07/2013	132,372.63	134,994.32		132,773.72	(2,220.60)	2.522	3.214	N/A	N/A
256350023	RCTC 2013 A&B TOLL BDS 2013A&B RSV	3137B1UG5	US TREAS & AGENCY OBLIGATIONS	F H L M C MULTICLASS MTG PARTN	C M O SER K027 CL A2	01/25/2023	05/01/2013	240,000.00	250,336.72		241,315.20	(9,021.52)	2.637	2.623	N/A	N/A
256350023	RCTC 2013 A&B TOLL BDS 2013A&B RSV	3137B3NW4	US TREAS & AGENCY OBLIGATIONS	F H L M C MULTICLASS MTG PARTN	C M O SER K031 CL A1	09/25/2022	08/01/2013	6,823.23	6,857.70		6,841.86	(15.84)	2.778	2.770	N/A	AAA
256350023	RCTC 2013 A&B TOLL BDS 2013A&B RSV	3137B5A60	US TREAS & AGENCY OBLIGATIONS	F H L M C MULTICLASS MTG PARTN	C M O SER 4257 CL EK	10/15/2028	10/01/2013	7,742.54	7,655.46		7,745.56	90.10	2.500	2.499	N/A	N/A
256350023	RCTC 2013 A&B TOLL BDS 2013A&B RSV	3137BJQ71	US TREAS & AGENCY OBLIGATIONS	F H L M C MULTICLASS MTG PARTN	C M O SER KPLB CL A	05/25/2025	06/01/2015	175,000.00	188,024.41		174,788.25	(13,236.16)	2.770	2.773	N/A	N/A
256350023	RCTC 2013 A&B TOLL BDS 2013A&B RSV	3137BLAC2	US TREAS & AGENCY OBLIGATIONS	F H L M C MULTICLASS MTG PARTN	C M O SER K048 CL A2	06/25/2025	09/01/2015	37,000.00	40,815.63		37,529.84	(3,285.79)	VAR	3.238	N/A	N/A
256350023	RCTC 2013 A&B TOLL BDS 2013A&B RSV	3137BLW87	US TREAS & AGENCY OBLIGATIONS	F H L M C MULTICLASS MTG PARTN	C M O SER K050 CL A1	01/25/2025	11/01/2015	159,637.34	165,562.26		160,269.50	(5,292.76)	2.802	2.791	N/A	N/A
256350023	RCTC 2013 A&B TOLL BDS 2013A&B RSV	3137BYPQ7	US TREAS & AGENCY OBLIGATIONS	F H L M C MULTICLASS MTG PARTN	C M O SER K726 CL A2	04/25/2024	06/01/2017	205,272.99	214,207.49		206,289.09	(7,918.40)	2.905	0.440	AAA	N/A
256350023	RCTC 2013 A&B TOLL BDS 2013A&B RSV	3137F4CY6	US TREAS & AGENCY OBLIGATIONS	F H L M C MULTICLASS MTG PARTN	C M O SER KBX1 CL A1	09/25/2024	03/01/2018	39,950.61	42,050.72		40,064.07	(1,986.65)	2.920	0.527	N/A	N/A
256350023	RCTC 2013 A&B TOLL BDS 2013A&B RSV	3137FYUR5	US TREAS & AGENCY OBLIGATIONS	F H L M C MULTICLASS MTG PARTN	C M O SER Q 015 CL A	08/26/2024	05/07/2021	136,187.06	136,219.50		136,187.06	(32.44)	VAR	0.230	N/A	N/A
256350023	RCTC 2013 A&B TOLL BDS 2013A&B RSV	3138EKXL4	US TREAS & AGENCY OBLIGATIONS	F N M A PARTN CERT	POOL #AL3382	03/01/2023	03/01/2013	105,837.02	105,821.91		105,904.76	80.32	2.355	2.349	N/A	N/A
256350023	RCTC 2013 A&B TOLL BDS 2013A&B RSV	3138ENQD4	US TREAS & AGENCY OBLIGATIONS	F N M A PARTN CERT	POOL #AL5851	10/01/2029	09/01/2014	20,096.81	21,205.20		20,560.44	(644.76)	3.500	3.421	N/A	N/A
256350023	RCTC 2013 A&B TOLL BDS 2013A&B RSV	3138EQRJ3	US TREAS & AGENCY OBLIGATIONS	F N M A PARTN CERT	POOL #AL7688	11/01/2030	11/01/2015	43,305.63	45,708.71		44,421.62	(1,287.09)	3.500	3.412		
256350023	RCTC 2013 A&B TOLL BDS 2013A&B RSV	3138ETQP4	US TREAS & AGENCY OBLIGATIONS	F N M A PARTN CERT	POOL #AL8561	06/01/2031	05/01/2016	63,095.39	67,045.99		65,331.49	(1,714.50)	3.500	3.380	N/A	N/A
256350023	RCTC 2013 A&B TOLL BDS 2013A&B RSV	3138WEMJ5	US TREAS & AGENCY OBLIGATIONS	F N M A PARTN CERT	POOL #AS4860	05/01/2030	04/01/2015	69,235.51	71,903.69		68,586.77	(3,316.92)	2.500	2.524	N/A	N/A
256350023	RCTC 2013 A&B TOLL BDS 2013A&B RSV	3140J8ME0	US TREAS & AGENCY OBLIGATIONS	F N M A PARTN CERT UMBS	POOL #BM3956	12/01/2032	05/01/2018	49,080.41	51,708.07		49,544.71	(2,163.36)	3.000	2.972	N/A	N/A
256350023	RCTC 2013 A&B TOLL BDS 2013A&B RSV	3140JAU97	US TREAS & AGENCY OBLIGATIONS	F N M A PARTN CERT	POOL #BM6007	06/01/2049	05/31/2019	22,459.37	23,255.69		22,463.41	(792.28)	VAR	2.596	N/A	N/A
256350023	RCTC 2013 A&B TOLL BDS 2013A&B RSV	3140X9VK8	US TREAS & AGENCY OBLIGATIONS	F N M A PARTN CERT	POOL #FM6017	02/01/2035	02/01/2021	146,610.79	155,197.99		147,789.54	(7,408.45)	3.000	2.976	N/A	N/A
256350023	RCTC 2013 A&B TOLL BDS 2013A&B RSV	31418CDH4	US TREAS & AGENCY OBLIGATIONS	F N M A PARTN CERT	POOL #MA2803	11/01/2031	10/01/2016	155,340.33	161,823.23		153,757.41	(8,065.82)	2.500	2.526	N/A	N/A
256350023	RCTC 2013 A&B TOLL BDS 2013A&B RSV	31418DYF3	US TREAS & AGENCY OBLIGATIONS	F N M A PARTN CERT UMBS	POOL #MA4309	03/01/2031	03/01/2021	215,119.85	221,565.40		210,589.43	(10,978.15)	2.000	2.043	N/A	N/A
256350023	RCTC 2013 A&B TOLL BDS 2013A&B RSV	36176XQB8	US TREAS & AGENCY OBLIGATIONS	G N M A PARTN CERT	POOL #779250	05/15/2027	05/01/2012	28,567.33	29,463.11		28,777.59	(685.52)	3.000	2.978	N/A	N/A
256350023	RCTC 2013 A&B TOLL BDS 2013A&B RSV	36179MEK2	US TREAS & AGENCY OBLIGATIONS	G N M A I I PARTN CERT	POOL #MA0138	06/20/2027	06/01/2012	51,011.49	51,406.26		50,483.52	(922.74)	2.500	2.526	N/A	N/A
256350023	RCTC 2013 A&B TOLL BDS 2013A&B RSV	36179MU24	US TREAS & AGENCY OBLIGATIONS	G N M A I I PASS THRU CERT	POOL #MA0601	12/20/2027	12/01/2012	30,621.24	31,346.17		30,304.00	(1,042.17)	2.500	2.526	N/A	N/A
256350023	RCTC 2013 A&B TOLL BDS 2013A&B RSV	36179MZV5	US TREAS & AGENCY OBLIGATIONS	G N M A I I PASS THRU CERT	POOL #MA0756	02/20/2028	02/01/2013	41,747.25	42,748.45		41,313.91	(1,434.54)	2.500	2.526	N/A	N/A
256350023	RCTC 2013 A&B TOLL BDS 2013A&B RSV	36179NAJ7	US TREAS & AGENCY OBLIGATIONS	G N M A I I PASS THRU CERT	POOL #MA0909	04/20/2028	04/01/2013	21,224.69	21,912.87		21,174.39	(738.48)	3.000	3.007	N/A	N/A
256350023	RCTC 2013 A&B TOLL BDS 2013A&B RSV	36179NKP2	US TREAS & AGENCY OBLIGATIONS	G N M A II PARTN CERT	POOL #MA1202	08/20/2028	08/01/2013	67,242.52	69,031.98		66,543.87	(2,491.50)	2.500	2.526	N/A	N/A
256350023	RCTC 2013 A&B TOLL BDS 2013A&B RSV	36202F2H8	US TREAS & AGENCY OBLIGATIONS	G N M A I I PASS THRU CERT	POOL #005276	01/20/2027	01/01/2012	63,510.76	64,179.42		63,975.02	(203.78)	3.000	2.978	N/A	N/A
256350023	RCTC 2013 A&B TOLL BDS 2013A&B RSV	36202F3H7	US TREAS & AGENCY OBLIGATIONS	G N M A I I PASS THRU CERT	POOL #005300	02/20/2027	02/01/2012	33,848.45	34,730.46		34,096.22	(634.24)	3.000	2.978	N/A	N/A
256350023	RCTC 2013 A&B TOLL BDS 2013A&B RSV	38376T5Z1	US TREAS & AGENCY OBLIGATIONS	G N M A GTD R E M I C PASS THRU	C M O SER 2010 4 CL PD	01/16/2039	01/01/2010	40,898.62	10,861.80		41,099.43	30,282.95	3.000	2.985	N/A	N/A
256350023	RCTC 2013 A&B TOLL BDS 2013A&B RSV	38376TTT9	US TREAS & AGENCY OBLIGATIONS	G N M A GTD R E M I C PASS THRU	C M O SER 2010 6 CL AB	11/20/2039	01/01/2010	16,443.36	16,682.69		16,577.87	(104.82)	3.000	2.976	N/A	N/A
256350023	RCTC 2013 A&B TOLL BDS 2013A&B RSV	38377LFC7	US TREAS & AGENCY OBLIGATIONS	G N M A GTD R E M I C PASS THRU	C M O SER 2010 116 CL NE	12/20/2039	09/01/2010	2,248.68	2,267.39		2,247.58	(19.81)	2.500	2.501	N/A	N/A
256350023	RCTC 2013 A&B TOLL BDS 2013A&B RSV	38377QKH9	US TREAS & AGENCY OBLIGATIONS	G N M A GTD R E M I C PASS THRU	C M O SER 2011 18 CL PG	08/20/2040	02/01/2011	10,230.22	10,337.59		10,249.45	(88.14)	3.000	2.994	N/A	N/A
256350023	RCTC 2013 A&B TOLL BDS 2013A&B RSV	38377RVK8	US TREAS & AGENCY OBLIGATIONS	G N M A GTD R E M I C PASS THRU	C M O SER 2010 166 CL GP	04/20/2039	12/01/2010	29,583.50	14,625.77		29,662.49	15,036.74	3.000	2.992	N/A	N/A
256350023	RCTC 2013 A&B TOLL BDS 2013A&B RSV	38377YTL4	US TREAS & AGENCY OBLIGATIONS	G N M A GTD R E M I C PASS THRU	C M O SER 2011 136 CL GA	05/20/2040	10/01/2011	9,334.98	9,428.32		9,319.02	(109.30)	2.000	2.003	N/A	N/A
256350023	RCTC 2013 A&B TOLL BDS 2013A&B RSV	38378AU90	US TREAS & AGENCY OBLIGATIONS	G N M A GTD R E M I C PASS THRU	C M O SER 2011 158 CL CA	10/20/2026	12/01/2011	31,720.99	32,139.77		31,926.54	(213.23)	3.000	2.981	N/A	N/A
256350023	RCTC 2013 A&B TOLL BDS 2013A&B RSV	38378HAU0	US TREAS & AGENCY OBLIGATIONS	G N M A GTD R E M I C PASS THRU	C M O SER 2012 96 CL AD	08/20/2027	08/01/2012	38,616.52	39,058.88		37,517.49	(1,541.39)	1.500	1.544	N/A	N/A
256350023	RCTC 2013 A&B TOLL BDS 2013A&B RSV	38378JZD7	US TREAS & AGENCY OBLIGATIONS	G N M A GTD R E M I C PASS THRU	C M O SER 2013 47 CL EC	12/20/2040	03/01/2013	14,632.55	14,449.64		14,552.66	103.02	1.500	1.508	N/A	N/A
256350023	RCTC 2013 A&B TOLL BDS 2013A&B RSV	38378KRS0	US TREAS & AGENCY OBLIGATIONS	G N M A GTD R E M I C PASS THRU	C M O SER 2013 78 CL AG	07/16/2043	05/01/2013	22,857.39	22,068.10		22,858.99	790.89	2.388	2.388	N/A	N/A
256350023	RCTC 2013 A&B TOLL BDS 2013A&B RSV	38378KSL4	US TREAS & AGENCY OBLIGATIONS	G N M A GTD R E M I C PASS THRU	C M O SER 2013 74 CL AL	12/16/2046	05/01/2013	425,000.00	193,422.88		407,834.25	214,411.37	VAR	2.714	N/A	N/A
256350023	RCTC 2013 A&B TOLL BDS 2013A&B RSV	38378KXW4	US TREAS & AGENCY OBLIGATIONS	G N M A GTD R E M I C PASS THRU	C M O SER 2013 105 CL A	02/16/2037	07/01/2013	41,778.20	0.29		41,647.85	41,647.56	1.705	1.710	N/A	N/A
256350023	RCTC 2013 A&B TOLL BDS 2013A&B RSV	38378TAF7	US TREAS & AGENCY OBLIGATIONS	G N M A GTD R E M I C PASS THRU	C M O SER 2013 71 CL GA	07/20/2041	05/01/2013	49,586.07	0.18		49,413.01	49,412.83	2.500	2.509	N/A	N/A
256350023	RCTC 2013 A&B TOLL BDS 2013A&B RSV	38378VC45	US TREAS & AGENCY OBLIGATIONS	G N M A GTD R E M I C PASS THRU	C M O SER 2013 116 CL MA	12/16/2041	08/01/2013	53,202.35	51,282.08		53,161.38	1,879.30	2.250	2.252	N/A	N/A
256350023	RCTC 2013 A&B TOLL BDS 2013A&B RSV	38379KDN5	US TREAS & AGENCY OBLIGATIONS	G N M A GTD R E M I C PASS THRU	C M O SER 2015 29 CL AD	09/16/2055	02/01/2015	41,094.73	40,044.91		40,068.18	23.27	VAR	2.558	N/A	N/A
256350023	RCTC 2013 A&B TOLL BDS 2013A&B RSV	38380AZ34	US TREAS & AGENCY OBLIGATIONS	G N M A GTD R E M I C PASS THRU	C M O SER 2016 147 CL DA	04/20/2046	10/01/2016	50,002.85	50,461.31		49,015.79	(1,445.52)	3.000	3.060	N/A	N/A
256350023	RCTC 2013 A&B TOLL BDS 2013A&B RSV	9128285W6	US TREAS & AGENCY OBLIGATIONS	U S TREASURY	INFLATION PROTECTED SECURITY	01/15/2029	01/15/2019	45.00	47.22		49.68	1.70	0.875	0.769	N/A	AAA
256350023	RCTC 2013 A&B TOLL BDS 2013A&B RSV	912828G38	US TREAS & AGENCY OBLIGATIONS	U S TREASURY NOTE	2.250 11/15/2024	11/15/2024	11/17/2014	760,000.00	770,127.32		755,280.40	(14,846.92)	2.250	2.264	N/A	AAA
256350023	RCTC 2013 A&B TOLL BDS 2013A&B RSV	912828ZF0	US TREAS & AGENCY OBLIGATIONS	U S TREASURY NOTE	0.500 03/31/2025	03/31/2025	03/31/2020	365,000.00	362,889.84		343,855.55	(19,034.29)	0.500	0.531	N/A	AAA
256350023	RCTC 2013 A&B TOLL BDS 2013A&B RSV	91282CAE1	US TREAS & AGENCY OBLIGATIONS	U S TREASURY NOTE	0.625 08/15/2030	08/15/2030	08/15/2020	90,000.00	87,148.83		78,173.10	(8,975.73)	0.625	0.720	N/A	AAA
256350023	RCTC 2013 A&B TOLL BDS 2013A&B RSV	91282CAM3	US TREAS & AGENCY OBLIGATIONS	U S TREASURY NOTE	0.250 09/30/2025	09/30/2025	09/30/2020	970,000.00	957,882.03		896,037.50	(61,844.53)	0.250	0.271	N/A	AAA
256350023	RCTC 2013 A&B TOLL BDS 2013A&B RSV	91282CAP6	US TREAS & AGENCY OBLIGATIONS	U S TREASURY NOTE	0.125 10/15/2023	10/15/2023	10/15/2020	375,000.00	374,077.15		363,442.50	(10,634.65)	0.125	0.129	N/A	AAA
256350023	RCTC 2013 A&B TOLL BDS 2013A&B RSV	91282CBA8	US TREAS & AGENCY OBLIGATIONS	U S TREASURY NOTE	0.125 12/15/2023	12/15/2023	12/15/2020	180,000.00	179,444.53		173,644.20	(5,800.33)	0.125	0.130	N/A	AAA
256350023	RCTC 2013 A&B TOLL BDS 2013A&B RSV	91282CCQ2	US TREAS & AGENCY OBLIGATIONS	U S TREASURY NOTE	07/31/2023 VAR	07/31/2023	07/31/2021	2,330,000.00	2,330,229.42		2,333,355.20	3,125.78	VAR	0.000	N/A	AAA
256350023	RCTC 2013 A&B TOLL BDS 2013A&B RSV	91282CDE8	US TREAS & AGENCY OBLIGATIONS	U S TREASURY NOTE	10/31/2023 VAR	10/31/2023	11/01/2021	2,175,000.00	2,177,909.48		2,178,915.00	1,005.52	VAR	0.324	N/A	AAA
									12,116,888.33		**12,216,513.55**	**99,649.07**				

RIVERSIDE COUNTY TRANSPORTATION COMMISSION

91 CIP STAMP Portfolio Transaction Report by Account
Quarter ended March 31, 2022

Source Account	Account	Transaction Date	Trade Date	Settlement Date	CUSIP	Description	Units	Price	Miscellaneous Fees	Net Cash Amount	Federal Tax Cost Amount	Short Term Gain/Loss Amount	Long Term Gain/Loss Amount
226122002	RCTC 2021 SER B SR BDS RES ACCT	01/03/2022				CASH RECEIPT TRANSFER FROM INCOME 1	-	-	-	177.95	-	-	-
226122002	RCTC 2021 SER B SR BDS RES ACCT	01/03/2022				CASH DISBURSEMENT TRANSFER TO PRINCIPAL 1	-	-	-	(177.95)	-	-	-
226122002	RCTC 2021 SER B SR BDS RES ACCT	01/03/2022				CASH RECEIPT PRINCIPAL DUE	-	-	-	(1,842.42)	-	-	-
226122002	RCTC 2021 SER B SR BDS RES ACCT	01/03/2022	01/03/2022	01/03/2022	3137AXHP1	DISTRIBUTED PAR VALUE OF F H L M C MLTCL MT 2.573% 9/25/22 VALUED AT 92.22 TO REMOVE POSITION	(91.22)	-	-	-	(92.37)	-	-
226122002	RCTC 2021 SER B SR BDS RES ACCT	01/03/2022	01/03/2022	01/03/2022	3137BVZ74	DISTRIBUTED PAR VALUE OF F H L M C MLTCL MTG 3.045% 8/25/26 VALUED AT 1958.81 TO REMOVE POSITION	(1,879.46)	-	-	-	(1,985.86)	-	-
226122002	RCTC 2021 SER B SR BDS RES ACCT	01/03/2022	11/25/2021	01/03/2022	3137BVZ74	PAID DOWN PAR VALUE OF F H L M C MLTCL MTG 3.045% 8/25/26	(1,842.42)	-	-	1,842.42	(1,946.72)	-	(104.30)
226122002	RCTC 2021 SER B SR BDS RES ACCT	01/03/2022			31846V203	INTEREST EARNED ON FIRST AM GOVT OB FD CL Y UNIT ON 0.0000 SHARES DUE 12/31/2021 INTEREST FROM 12/1/21 TO 12/31/21	-	-	-	19.48	-	-	-
226122002	RCTC 2021 SER B SR BDS RES ACCT	01/03/2022	01/03/2022	01/03/2022	31846V203	SOLD UNITS OF FIRST AM GOVT OB FD CL Y	(3,650,379.14)	1.00	-	3,650,379.14	(3,650,379.14)	-	-
226122002	RCTC 2021 SER B SR BDS RES ACCT	01/03/2022			575625AT5	INTEREST EARNED ON MASSACHUSETTS CLEAN 0.576% 7/01/22 $1 PV ON 440000.0000 SHARES DUE 1/1/2022	-	-	-	211.20	-	-	-
226122002	RCTC 2021 SER B SR BDS RES ACCT	01/03/2022			842400HC0	INTEREST EARNED ON SOUTHERN CA EDISON 0.91346% 4/01/24 $1 PV ON 450000.0000 SHARES DUE 1/1/2022	-	-	-	1,011.00	-	-	-
226122002	RCTC 2021 SER B SR BDS RES ACCT	01/03/2022		01/03/2022	91282CDE8	PAID ACCRUED INTEREST ON PURCHASE OF U S TREASURY NT 0.325% 10/31/23	-	-	-	(589.63)	-	-	-
226122002	RCTC 2021 SER B SR BDS RES ACCT	01/03/2022	12/31/2021	01/03/2022	91282CDE8	PURCHASED PAR VALUE OF U S TREASURY NT 0.325% 10/31/23 /NMRIUS33 NOMURA SECS INTL NY/3,650,000 PAR VALUE AT 100.02771808 %	3,650,000.00	1.00	-	(3,651,011.71)	3,651,011.71	-	-
226122002	RCTC 2021 SER B SR BDS RES ACCT	01/04/2022				CASH RECEIPT TRANSFER FROM INCOME 1	-	-	-	19.48	-	-	-
226122002	RCTC 2021 SER B SR BDS RES ACCT	01/04/2022				CASH DISBURSEMENT TRANSFER TO PRINCIPAL 1	-	-	-	(19.48)	-	-	-
226122002	RCTC 2021 SER B SR BDS RES ACCT	01/04/2022	01/04/2022	01/04/2022	31846V203	PURCHASED UNITS OF FIRST AM GOVT OB FD CL Y	19.48	1.00	-	(19.48)	19.48	-	-
226122002	RCTC 2021 SER B SR BDS RES ACCT	01/05/2022				CASH RECEIPT TRANSFER FROM INCOME 1	-	-	-	228.96	-	-	-
226122002	RCTC 2021 SER B SR BDS RES ACCT	01/05/2022				CASH DISBURSEMENT TRANSFER TO PRINCIPAL 1	-	-	-	(228.96)	-	-	-
226122002	RCTC 2021 SER B SR BDS RES ACCT	01/05/2022	01/04/2022	01/05/2022	02530KBH2	PURCHASED PAR VALUE OF AMERICAN CRYSTAL SUGAR C P 2/17/22 /WFSLUS33 WELLS FARGO CHARL NC/750,000 PAR VALUE AT 99.96416667 %	750,000.00	1.00	-	(749,731.25)	749,731.25	-	-
226122002	RCTC 2021 SER B SR BDS RES ACCT	01/05/2022			3137AUPE3	PAR VALUE OF F H L M C MLTCL MT 2.396% 6/25/22 ADJUSTED BY -15.0500 LOSSES	(15.05)	-	-	-	-	-	-
226122002	RCTC 2021 SER B SR BDS RES ACCT	01/05/2022			3137AUPE3	PAR VALUE OF F H L M C MLTCL MT 2.396% 6/25/22 ADJUSTED BY -361.1400 LOSSES	(361.14)	-	-	-	-	-	-
226122002	RCTC 2021 SER B SR BDS RES ACCT	01/05/2022			3137FMD66	PAR VALUE OF F H L M C MLTCL MT 2.283% 5/25/26 ADJUSTED BY -9712.2800 LOSSES	(9,712.28)	-	-	-	-	-	-
226122002	RCTC 2021 SER B SR BDS RES ACCT	01/05/2022			3137FNAD2	PAR VALUE OF F H L M C MLTCL MT 2.87496% 11/25/28 ADJUSTED BY -181.4000 LOSSES	(181.40)	-	-	-	-	-	-
226122002	RCTC 2021 SER B SR BDS RES ACCT	01/05/2022			3137FPJF3	PAR VALUE OF F H L M C MLTCL MT 2.258% 6/25/29 ADJUSTED BY -408.8500 LOSSES	(408.85)	-	-	-	-	-	-
226122002	RCTC 2021 SER B SR BDS RES ACCT	01/05/2022			3137FQ3Y7	PAR VALUE OF F H L M C MLTCL MT 2.51196% 7/25/29 ADJUSTED BY -405.2400 LOSSES	(405.24)	-	-	-	-	-	-
226122002	RCTC 2021 SER B SR BDS RES ACCT	01/05/2022	01/05/2022	01/05/2022	31846V203	SOLD UNITS OF FIRST AM GOVT OB FD CL Y	(749,731.25)	1.00	-	749,731.25	(749,731.25)	-	-
226122002	RCTC 2021 SER B SR BDS RES ACCT	01/05/2022	01/05/2022	01/05/2022	31846V203	PURCHASED UNITS OF FIRST AM GOVT OB FD CL Y	725,821.62	1.00	-	(725,821.62)	725,821.62	-	-
226122002	RCTC 2021 SER B SR BDS RES ACCT	01/05/2022	01/04/2022	01/05/2022	69350BBE5	PURCHASED PAR VALUE OF PPG INDUSTRIES C P 2/14/22 /MIZUHO SECURITIES USA INC./725,000 PAR VALUE AT 99.97222207 %	725,000.00	1.00	-	(724,798.61)	724,798.61	-	-
226122002	RCTC 2021 SER B SR BDS RES ACCT	01/05/2022		01/05/2022	91282CCQ2	RECEIVED ACCRUED INTEREST ON SALE OF U S TREASURY NT 0.00001% 7/31/23	-	-	-	114.48	-	-	-
226122002	RCTC 2021 SER B SR BDS RES ACCT	01/05/2022	01/04/2022	01/05/2022	91282CCQ2	SOLD PAR VALUE OF U S TREASURY NT 0.00001% 7/31/23 /JCSIUS33 HSBC SECS USA NY/725,000 PAR VALUE AT 100.03016 %	(725,000.00)	1.00	-	725,218.66	(725,012.82)	205.84	-
226122002	RCTC 2021 SER B SR BDS RES ACCT	01/05/2022		01/05/2022	91282CCQ2	RECEIVED ACCRUED INTEREST ON SALE OF U S TREASURY NT 0.00001% 7/31/23	-	-	-	114.48	-	-	-
226122002	RCTC 2021 SER B SR BDS RES ACCT	01/05/2022	01/04/2022	01/05/2022	91282CCQ2	SOLD PAR VALUE OF U S TREASURY NT 0.00001% 7/31/23 /JCSIUS33 HSBC SECS USA NY/725,000 PAR VALUE AT 100.02380828 %	(725,000.00)	1.00	-	725,172.61	(725,012.82)	159.79	-
226122002	RCTC 2021 SER B SR BDS RES ACCT	01/06/2022				CASH RECEIPT TRANSFER FROM INCOME 1	-	-	-	19.50	-	-	-
226122002	RCTC 2021 SER B SR BDS RES ACCT	01/06/2022				CASH DISBURSEMENT TRANSFER TO PRINCIPAL 1	-	-	-	(19.50)	-	-	-
226122002	RCTC 2021 SER B SR BDS RES ACCT	01/06/2022	01/06/2022	01/06/2022	31846V203	PURCHASED UNITS OF FIRST AM GOVT OB FD CL Y	900,000.00	1.00	-	(900,000.00)	900,000.00	-	-
226122002	RCTC 2021 SER B SR BDS RES ACCT	01/06/2022			71112KA68	INTEREST EARNED ON PEOPLES GAS LT COKE CO C P 1/06/22 $1 PV ON 900000.0000 SHARES DUE 1/6/2022 900,000 PAR VALUE AT 100 %	-	-	-	19.50	-	-	-
226122002	RCTC 2021 SER B SR BDS RES ACCT	01/06/2022	01/06/2022	01/06/2022	71112KA68	MATURED PAR VALUE OF PEOPLES GAS LT COKE CO C P 1/06/22 900,000 PAR VALUE AT 100 %	(900,000.00)	1.00	-	899,980.50	(899,980.50)	-	-
226122002	RCTC 2021 SER B SR BDS RES ACCT	01/10/2022				CASH RECEIPT TRANSFER FROM INCOME 1	-	-	-	180.00	-	-	-
226122002	RCTC 2021 SER B SR BDS RES ACCT	01/10/2022				CASH DISBURSEMENT TRANSFER TO PRINCIPAL 1	-	-	-	(180.00)	-	-	-
226122002	RCTC 2021 SER B SR BDS RES ACCT	01/10/2022	01/10/2022	01/10/2022	31846V203	SOLD UNITS OF FIRST AM GOVT OB FD CL Y	(724,879.17)	1.00	-	724,879.17	(724,879.17)	-	-
226122002	RCTC 2021 SER B SR BDS RES ACCT	01/10/2022	01/10/2022	01/10/2022	31846V203	PURCHASED UNITS OF FIRST AM GOVT OB FD CL Y	900,000.00	1.00	-	(900,000.00)	900,000.00	-	-
226122002	RCTC 2021 SER B SR BDS RES ACCT	01/10/2022			92780KAA6	INTEREST EARNED ON VIRGINIA ELEC PWR CO C P 1/10/22 $1 PV ON 900000.0000 SHARES DUE 1/10/2022 900,000 PAR VALUE AT 100 %	-	-	-	180.00	-	-	-
226122002	RCTC 2021 SER B SR BDS RES ACCT	01/10/2022	01/10/2022	01/10/2022	92780KAA6	MATURED PAR VALUE OF VIRGINIA ELEC PWR CO C P 1/10/22 900,000 PAR VALUE AT 100 %	(900,000.00)	1.00	-	899,820.00	(899,820.00)	-	-
226122002	RCTC 2021 SER B SR BDS RES ACCT	01/10/2022	01/10/2022	01/10/2022	93884FB35	PURCHASED PAR VALUE OF WASHINGTON GAS C P 2/03/22 /BOFA SECURITIES, INC./FXD INC/725,000 PAR VALUE AT 99.98333379 %	725,000.00	1.00	-	(724,879.17)	724,879.17	-	-
226122002	RCTC 2021 SER B SR BDS RES ACCT	01/11/2022	01/08/2022	01/11/2022	14687AAM0	PAID DOWN PAR VALUE OF CARVANA AUTO REC 0.280% 11/08/23	(12,766.82)	-	-	12,766.82	(12,766.82)	-	-
226122002	RCTC 2021 SER B SR BDS RES ACCT	01/11/2022			14687AAM0	INTEREST EARNED ON CARVANA AUTO REC 0.280% 11/08/23 $1 PV ON 8.0200 SHARES DUE 1/8/2022 $0.00023/PV ON 34,365.65 PV DUE 1/8/22	-	-	-	8.02	-	-	-
226122002	RCTC 2021 SER B SR BDS RES ACCT	01/11/2022	01/11/2022	01/11/2022	31846V203	SOLD UNITS OF FIRST AM GOVT OB FD CL Y	(140,000.00)	1.00	-	140,000.00	(140,000.00)	-	-
226122002	RCTC 2021 SER B SR BDS RES ACCT	01/11/2022	01/11/2022	01/11/2022	31846V203	PURCHASED UNITS OF FIRST AM GOVT OB FD CL Y	12,774.84	1.00	-	(12,774.84)	12,774.84	-	-
226122002	RCTC 2021 SER B SR BDS RES ACCT	01/11/2022	01/04/2022	01/11/2022	828807DR5	PURCHASED PAR VALUE OF SIMON PPTY L P 0.53523% 1/11/24 /JPMSUS3X JP MORGAN SEC NY/140,000 PAR VALUE AT 100 %	140,000.00	1.00	-	(140,000.00)	140,000.00	-	-
226122002	RCTC 2021 SER B SR BDS RES ACCT	01/12/2022				CASH RECEIPT TRANSFER FROM INCOME 1	-	-	-	249.52	-	-	-
226122002	RCTC 2021 SER B SR BDS RES ACCT	01/12/2022				CASH DISBURSEMENT TRANSFER TO PRINCIPAL 1	-	-	-	(249.52)	-	-	-
226122002	RCTC 2021 SER B SR BDS RES ACCT	01/12/2022	01/12/2022	01/12/2022	31846V203	PURCHASED UNITS OF FIRST AM GOVT OB FD CL Y	900,000.00	1.00	-	(900,000.00)	900,000.00	-	-

RIVERSIDE COUNTY TRANSPORTATION COMMISSION

91 CIP STAMP Portfolio Transaction Report by Account
Quarter ended March 31, 2022

Source Account	Account	Transaction Date	Trade Date	Settlement Date	CUSIP	Description	Units	Price	Miscellaneous Fees	Net Cash Amount	Federal Tax Cost Amount	Short Term Gain/Loss Amount	Long Term Gain/Loss Amount
226122002	RCTC 2021 SER B SR BDS RES ACCT	01/12/2022			93884FAC6	INTEREST EARNED ON WASHINGTON GAS LT CO C P 1/12/22 $1 PV ON 900000.0000 SHARES DUE 1/12/2022 900,000 PAR VALUE AT 100 %	-	-	-	241.50	-	-	-
226122002	RCTC 2021 SER B SR BDS RES ACCT	01/12/2022	01/12/2022	01/12/2022	93884FAC6	MATURED PAR VALUE OF WASHINGTON GAS LT CO C P 1/12/22 900,000 PAR VALUE AT 100 %	(900,000.00)	1.00	-	899,758.50	(899,758.50)	-	-
226122002	RCTC 2021 SER B SR BDS RES ACCT	01/13/2022	01/13/2022	01/13/2022	31846V203	SOLD UNITS OF FIRST AM GOVT OB FD CL Y	(724,876.75)	1.00	-	724,876.75	(724,876.75)	-	-
226122002	RCTC 2021 SER B SR BDS RES ACCT	01/13/2022	01/13/2022	01/13/2022	63743DBG5	PURCHASED PAR VALUE OF NATIONAL RURAL UTILS C P 2/16/22 /MIZUHO SECURITIES USA INC./725,000 PAR VALUE AT 99.983 %	725,000.00	1.00	-	(724,876.75)	724,876.75	-	-
226122002	RCTC 2021 SER B SR BDS RES ACCT	01/18/2022				CASH RECEIPT TRANSFER FROM INCOME 1	-	-	-	3,663.25	-	-	-
226122002	RCTC 2021 SER B SR BDS RES ACCT	01/18/2022				CASH DISBURSEMENT TRANSFER TO PRINCIPAL 1	-	-	-	(3,663.25)	-	-	-
226122002	RCTC 2021 SER B SR BDS RES ACCT	01/18/2022			02582JHS2	INTEREST EARNED ON AMERICAN EXPRESS 0.47706% 10/15/25 $1 PV ON 202.9400 SHARES DUE 1/15/2022 $0.00041/PV ON 500,000.00 PV DUE 1/15/22	-	-	-	202.94	-	-	-
226122002	RCTC 2021 SER B SR BDS RES ACCT	01/18/2022		01/18/2022	02588QAB4	PAID ACCRUED INTEREST ON PURCHASE OF AMERICAN EXPRESS 2.870% 10/15/24	-	-	-	(65.77)	-	-	-
226122002	RCTC 2021 SER B SR BDS RES ACCT	01/18/2022	01/11/2022	01/18/2022	02588QAB4	PURCHASED PAR VALUE OF AMERICAN EXPRESS 2.870% 10/15/24 /TORONTO DOMINION SECURITIES (U/275,000 PAR VALUE AT 100.42187636 %	275,000.00	1.00	-	(276,160.16)	276,160.16	-	-
226122002	RCTC 2021 SER B SR BDS RES ACCT	01/18/2022	01/15/2022	01/18/2022	14042WAC4	PAID DOWN PAR VALUE OF CAPITAL ONE PRIME 2.510% 11/15/23	(11,271.86)	-	-	11,271.86	(11,356.61)	(84.75)	-
226122002	RCTC 2021 SER B SR BDS RES ACCT	01/18/2022			14042WAC4	INTEREST EARNED ON CAPITAL ONE PRIME 2.510% 11/15/23 $1 PV ON 171.0700 SHARES DUE 1/15/2022 $0.00209/PV ON 81,786.31 PV DUE 1/15/22	-	-	-	171.07	-	-	-
226122002	RCTC 2021 SER B SR BDS RES ACCT	01/18/2022	01/15/2022	01/18/2022	14316LAC7	PAID DOWN PAR VALUE OF CARMAX AUTO OWNER 2.680% 3/15/24	(34,457.77)	-	-	34,457.77	(34,852.15)	(394.38)	-
226122002	RCTC 2021 SER B SR BDS RES ACCT	01/18/2022			14316LAC7	INTEREST EARNED ON CARMAX AUTO OWNER 2.680% 3/15/24 $1 PV ON 722.3200 SHARES DUE 1/15/2022 $0.00223/PV ON 323,424.68 PV DUE 1/15/22	-	-	-	722.32	-	-	-
226122002	RCTC 2021 SER B SR BDS RES ACCT	01/18/2022			3128MMT52	INTEREST EARNED ON F H L M C GD G18571 2.500% 10/01/30 $1 PV ON 174.2100 SHARES DUE 1/15/2022 DECEMBER FHLMC DUE 1/15/22	-	-	-	174.21	-	-	-
226122002	RCTC 2021 SER B SR BDS RES ACCT	01/18/2022	01/15/2022	01/18/2022	3128MMT52	PAID DOWN PAR VALUE OF F H L M C GD G18571 2.500% 10/01/30 DECEMBER FHLMC DUE 1/15/22	(2,774.85)	-	-	2,774.85	(2,887.95)	(113.10)	-
226122002	RCTC 2021 SER B SR BDS RES ACCT	01/18/2022			3128MMUL5	INTEREST EARNED ON F H L M C GD G18586 2.500% 2/01/31 $1 PV ON 167.6000 SHARES DUE 1/15/2022 DECEMBER FHLMC DUE 1/15/22	-	-	-	167.60	-	-	-
226122002	RCTC 2021 SER B SR BDS RES ACCT	01/18/2022	01/15/2022	01/18/2022	3128MMUL5	PAID DOWN PAR VALUE OF F H L M C GD G18586 2.500% 2/01/31 DECEMBER FHLMC DUE 1/15/22	(2,117.46)	-	-	2,117.46	(2,191.54)	-	(74.08)
226122002	RCTC 2021 SER B SR BDS RES ACCT	01/18/2022			31307NP40	INTEREST EARNED ON F H L M C GD J32243 3.000% 7/01/30 $1 PV ON 377.6800 SHARES DUE 1/15/2022 DECEMBER FHLMC DUE 1/15/22	-	-	-	377.68	-	-	-
226122002	RCTC 2021 SER B SR BDS RES ACCT	01/18/2022	01/15/2022	01/18/2022	31307NP40	PAID DOWN PAR VALUE OF F H L M C GD J32243 3.000% 7/01/30 DECEMBER FHLMC DUE 1/15/22	(2,855.37)	-	-	2,855.37	(3,030.23)	(174.86)	-
226122002	RCTC 2021 SER B SR BDS RES ACCT	01/18/2022	01/15/2022	01/18/2022	3137AQQE1	PAID DOWN PAR VALUE OF F H L M C MLTCL MTG 1.500% 5/15/27	(2,000.12)	-	-	2,000.12	(2,028.76)	(28.64)	-
226122002	RCTC 2021 SER B SR BDS RES ACCT	01/18/2022			3137AQQE1	INTEREST EARNED ON F H L M C MLTCL MTG 1.500% 5/15/27 $1 PV ON 87.6600 SHARES DUE 1/15/2022 $0.00125/PV ON 70,126.36 PV DUE 1/15/22	-	-	-	87.66	-	-	-
226122002	RCTC 2021 SER B SR BDS RES ACCT	01/18/2022	01/15/2022	01/18/2022	3137AYSH5	PAID DOWN PAR VALUE OF F H L M C MLTCL MTG 1.750% 12/15/42	(2,860.00)	-	-	2,860.00	(2,919.50)	(59.50)	-
226122002	RCTC 2021 SER B SR BDS RES ACCT	01/18/2022			3137AYSH5	INTEREST EARNED ON F H L M C MLTCL MTG 1.750% 12/15/42 $1 PV ON 173.2800 SHARES DUE 1/15/2022 $0.00146/PV ON 118,817.33 PV DUE 1/15/22	-	-	-	173.28	-	-	-
226122002	RCTC 2021 SER B SR BDS RES ACCT	01/18/2022	01/15/2022	01/18/2022	3137B6DF5	PAID DOWN PAR VALUE OF F H L M C MLTCL MTG 2.000% 11/15/26	(3,307.15)	-	-	3,307.15	(3,361.85)	(54.70)	-
226122002	RCTC 2021 SER B SR BDS RES ACCT	01/18/2022			3137B6DF5	INTEREST EARNED ON F H L M C MLTCL MTG 2.000% 11/15/26 $1 PV ON 90.7300 SHARES DUE 1/15/2022 $0.00167/PV ON 54,435.62 PV DUE 1/15/22	-	-	-	90.73	-	-	-
226122002	RCTC 2021 SER B SR BDS RES ACCT	01/18/2022	01/15/2022	01/18/2022	3137B9RN7	PAID DOWN PAR VALUE OF F H L M C MLTCL MTG 2.500% 12/15/27	(3,961.49)	-	-	3,961.49	(4,026.80)	(65.31)	-
226122002	RCTC 2021 SER B SR BDS RES ACCT	01/18/2022			3137B9RN7	INTEREST EARNED ON F H L M C MLTCL MTG 2.500% 12/15/27 $1 PV ON 153.4300 SHARES DUE 1/15/2022 $0.00208/PV ON 73,644.37 PV DUE 1/15/22	-	-	-	153.43	-	-	-
226122002	RCTC 2021 SER B SR BDS RES ACCT	01/18/2022	01/18/2022	01/18/2022	31846V203	PURCHASED UNITS OF FIRST AM GOVT OB FD CL Y	71,149.90	1.00	-	(71,149.90)	71,149.90	-	-
226122002	RCTC 2021 SER B SR BDS RES ACCT	01/18/2022	01/18/2022	01/18/2022	31846V203	PURCHASED UNITS OF FIRST AM GOVT OB FD CL Y	941,639.41	1.00	-	(941,639.41)	941,639.41	-	-
226122002	RCTC 2021 SER B SR BDS RES ACCT	01/18/2022			36176XE21	INTEREST EARNED ON G N M A #778953 3.000% 3/15/27 $1 PV ON 253.2300 SHARES DUE 1/15/2022 DECEMBER GNMA DUE 1/15/22	-	-	-	253.23	-	-	-
226122002	RCTC 2021 SER B SR BDS RES ACCT	01/18/2022	01/15/2022	01/18/2022	36176XE21	PAID DOWN PAR VALUE OF G N M A #778953 3.000% 3/15/27 DECEMBER GNMA DUE 1/15/22	(2,307.26)	-	-	2,307.26	(2,376.86)	-	(69.60)
226122002	RCTC 2021 SER B SR BDS RES ACCT	01/18/2022	01/16/2022	01/18/2022	38376V2E6	PAID DOWN PAR VALUE OF G N M A GTD REMIC 4.000% 7/16/39	(2,124.21)	-	-	2,124.21	(2,221.79)	(97.58)	-
226122002	RCTC 2021 SER B SR BDS RES ACCT	01/18/2022			38376V2E6	INTEREST EARNED ON G N M A GTD REMIC 4.000% 7/16/39 $1 PV ON 205.2000 SHARES DUE 1/16/2022 $0.00333/PV ON 61,559.98 PV DUE 1/16/22	-	-	-	205.20	-	-	-
226122002	RCTC 2021 SER B SR BDS RES ACCT	01/18/2022	01/16/2022	01/18/2022	38378XP62	PAID DOWN PAR VALUE OF G N M A GTD REMIC 2.500% 5/16/55	(274.96)	-	-	274.96	(277.83)	-	(2.87)
226122002	RCTC 2021 SER B SR BDS RES ACCT	01/18/2022			38378XP62	INTEREST EARNED ON G N M A GTD REMIC 2.500% 5/16/55 $1 PV ON 242.4000 SHARES DUE 1/16/2022 $0.00208/PV ON 116,351.59 PV DUE 1/16/22	-	-	-	242.40	-	-	-
226122002	RCTC 2021 SER B SR BDS RES ACCT	01/18/2022			62479MAJ2	INTEREST EARNED ON MUFG BK LTD N Y BRH C P 1/18/22 $1 PV ON 875000.0000 SHARES DUE 1/18/2022 875,000 PAR VALUE AT 100 %	-	-	-	291.67	-	-	-
226122002	RCTC 2021 SER B SR BDS RES ACCT	01/18/2022	01/18/2022	01/18/2022	62479MAJ2	MATURED PAR VALUE OF MUFG BK LTD N Y BRH C P 1/18/22 875,000 PAR VALUE AT 100 %	(875,000.00)	1.00	-	874,708.33	(874,708.33)	-	-
226122002	RCTC 2021 SER B SR BDS RES ACCT	01/18/2022			63616KAJ8	INTEREST EARNED ON NAT L FUEL GAS CO C P 1/18/22 $1 PV ON 250000.0000 SHARES DUE 1/18/2022 250,000 PAR VALUE AT 100 %	-	-	-	80.49	-	-	-
226122002	RCTC 2021 SER B SR BDS RES ACCT	01/18/2022	01/18/2022	01/18/2022	63616KAJ8	MATURED PAR VALUE OF NAT L FUEL GAS CO C P 1/18/22 250,000 PAR VALUE AT 100 %	(250,000.00)	1.00	-	249,919.51	(249,919.51)	-	-
226122002	RCTC 2021 SER B SR BDS RES ACCT	01/18/2022	01/15/2022	01/18/2022	65479HAC1	PAID DOWN PAR VALUE OF NISSAN AUTO 2.500% 11/15/23	(19,195.98)	-	-	19,195.98	(19,366.72)	(170.74)	-
226122002	RCTC 2021 SER B SR BDS RES ACCT	01/18/2022			65479HAC1	INTEREST EARNED ON NISSAN AUTO 2.500% 11/15/23 $1 PV ON 335.1100 SHARES DUE 1/15/2022 $0.00208/PV ON 160,849.77 PV DUE 1/15/22	-	-	-	335.11	-	-	-
226122002	RCTC 2021 SER B SR BDS RES ACCT	01/18/2022	01/15/2022	01/18/2022	80285RAE8	PAID DOWN PAR VALUE OF SANTANDER DRIVE 0.960% 11/15/24	(57,667.88)	-	-	57,667.88	(57,738.61)	(70.73)	-

RIVERSIDE COUNTY TRANSPORTATION COMMISSION

91 CIP STAMP Portfolio Transaction Report by Account
Quarter ended March 31, 2022

Source Account	Account	Transaction Date	Trade Date	Settlement Date	CUSIP	Description	Units	Price	Miscellaneous Fees	Net Cash Amount	Federal Tax Cost Amount	Short Term Gain/Loss Amount	Long Term Gain/Loss Amount
226122002	RCTC 2021 SER B SR BDS RES ACCT	01/18/2022			80285RAE8	INTEREST EARNED ON SANTANDER DRIVE 0.960% 11/15/24 $1 PV ON 188.9900 SHARES DUE 1/15/2022 $0.00080/PV ON 236,239.01 PV DUE 1/15/22	-	-	-	188.99	-	-	-
226122002	RCTC 2021 SER B SR BDS RES ACCT	01/18/2022	01/15/2022	01/18/2022	98162HAC4	PAID DOWN PAR VALUE OF WORLD OMNI 1.700% 1/15/23	(13,038.03)	-	-	13,038.03	(13,148.04)	(110.01)	-
226122002	RCTC 2021 SER B SR BDS RES ACCT	01/18/2022			98162HAC4	INTEREST EARNED ON WORLD OMNI 1.700% 1/15/23 $1 PV ON 255.0000 SHARES DUE 1/15/2022 $0.00142/PV ON 180,000.00 PV DUE 1/15/22	-	-	-	255.00	-	-	-
226122002	RCTC 2021 SER B SR BDS RES ACCT	01/19/2022				CASH RECEIPT TRANSFER FROM INCOME 1	-	-	-	443.99	-	-	-
226122002	RCTC 2021 SER B SR BDS RES ACCT	01/19/2022				CASH DISBURSEMENT TRANSFER TO PRINCIPAL 1	-	-	-	(443.99)	-	-	-
226122002	RCTC 2021 SER B SR BDS RES ACCT	01/20/2022				CASH RECEIPT TRANSFER FROM INCOME 1	-	-	-	2,569.89	-	-	-
226122002	RCTC 2021 SER B SR BDS RES ACCT	01/20/2022				CASH DISBURSEMENT TRANSFER TO PRINCIPAL 1	-	-	-	(2,569.89)	-	-	-
226122002	RCTC 2021 SER B SR BDS RES ACCT	01/20/2022		01/20/2022	3132A8GL7	RECEIVED ACCRUED INTEREST ON SALE OF F H L M C #ZS7403 3.000% 5/01/31	-	-	-	99.42	-	-	-
226122002	RCTC 2021 SER B SR BDS RES ACCT	01/20/2022	01/18/2022	01/20/2022	3132A8GL7	SOLD PAR VALUE OF F H L M C #ZS7403 3.000% 5/01/31 /STONEX FINANCIAL INC./BD RATES/62,791.04 PAR VALUE AT 103.62499502 %	(62,791.04)	1.04	-	65,067.21	(66,450.57)	(1,383.36)	-
226122002	RCTC 2021 SER B SR BDS RES ACCT	01/20/2022	01/20/2022	01/20/2022	31846V203	SOLD UNITS OF FIRST AM GOVT OB FD CL Y	(152,251.62)	1.00	-	152,251.62	(152,251.62)	-	-
226122002	RCTC 2021 SER B SR BDS RES ACCT	01/20/2022	01/20/2022	01/20/2022	31846V203	SOLD UNITS OF FIRST AM GOVT OB FD CL Y	(303,365.84)	1.00	-	303,365.84	(303,365.84)	-	-
226122002	RCTC 2021 SER B SR BDS RES ACCT	01/20/2022			36179MU32	INTEREST EARNED ON G N M A I I #MA0602 3.000% 12/20/27 $1 PV ON 150.9300 SHARES DUE 1/20/2022 DECEMBER GNMA DUE 1/20/22	-	-	-	150.93	-	-	-
226122002	RCTC 2021 SER B SR BDS RES ACCT	01/20/2022	01/20/2022	01/20/2022	36179MU32	PAID DOWN PAR VALUE OF G N M A I I #MA0602 3.000% 12/20/27 DECEMBER GNMA DUE 1/20/22	(1,769.33)	-	-	1,769.33	(1,831.62)	-	(62.29)
226122002	RCTC 2021 SER B SR BDS RES ACCT	01/20/2022			36179NAH1	INTEREST EARNED ON G N M A I I #MA0908 2.500% 4/20/28 $1 PV ON 202.9300 SHARES DUE 1/20/2022 DECEMBER GNMA DUE 1/20/22	-	-	-	202.93	-	-	-
226122002	RCTC 2021 SER B SR BDS RES ACCT	01/20/2022	01/20/2022	01/20/2022	36179NAH1	PAID DOWN PAR VALUE OF G N M A I I #MA0908 2.500% 4/20/28 DECEMBER GNMA DUE 1/20/22	(3,164.23)	-	-	3,164.23	(3,273.00)	(108.77)	-
226122002	RCTC 2021 SER B SR BDS RES ACCT	01/20/2022			36179NHK7	INTEREST EARNED ON G N M A I I #MA1134 3.000% 7/20/28 $1 PV ON 267.3500 SHARES DUE 1/20/2022 DECEMBER GNMA DUE 1/20/22	-	-	-	267.35	-	-	-
226122002	RCTC 2021 SER B SR BDS RES ACCT	01/20/2022	01/20/2022	01/20/2022	36179NHK7	PAID DOWN PAR VALUE OF G N M A I I #MA1134 3.000% 7/20/28 DECEMBER GNMA DUE 1/20/22	(4,380.63)	-	-	4,380.63	(4,499.78)	-	(119.15)
226122002	RCTC 2021 SER B SR BDS RES ACCT	01/20/2022			36179RHM4	INTEREST EARNED ON G N M A I I #MA2936 3.500% 7/20/30 $1 PV ON 163.5800 SHARES DUE 1/20/2022 DECEMBER GNMA DUE 1/20/22	-	-	-	163.58	-	-	-
226122002	RCTC 2021 SER B SR BDS RES ACCT	01/20/2022	01/20/2022	01/20/2022	36179RHM4	PAID DOWN PAR VALUE OF G N M A I I #MA2936 3.500% 7/20/30 DECEMBER GNMA DUE 1/20/22	(1,600.50)	-	-	1,600.50	(1,673.47)	-	(72.97)
226122002	RCTC 2021 SER B SR BDS RES ACCT	01/20/2022			36179TF83	INTEREST EARNED ON G N M A I I #MA4691 3.500% 9/20/32 $1 PV ON 157.6500 SHARES DUE 1/20/2022 DECEMBER GNMA DUE 1/20/22	-	-	-	157.65	-	-	-
226122002	RCTC 2021 SER B SR BDS RES ACCT	01/20/2022	01/20/2022	01/20/2022	36179TF83	PAID DOWN PAR VALUE OF G N M A I I #MA4691 3.500% 9/20/32 DECEMBER GNMA DUE 1/20/22	(1,885.12)	-	-	1,885.12	(1,981.07)	-	(95.95)
226122002	RCTC 2021 SER B SR BDS RES ACCT	01/20/2022	01/20/2022	01/20/2022	38376WA62	PAID DOWN PAR VALUE OF G N M A GTD REMIC 4.000% 10/20/39	(2,816.84)	-	-	2,816.84	(2,372.02)	-	444.82
226122002	RCTC 2021 SER B SR BDS RES ACCT	01/20/2022			38376WA62	INTEREST EARNED ON G N M A GTD REMIC 4.000% 10/20/39 $1 PV ON 267.0400 SHARES DUE 1/20/2022 $0.00333/PV ON 80,108.26 PV DUE 1/20/22	-	-	-	267.04	-	-	-
226122002	RCTC 2021 SER B SR BDS RES ACCT	01/20/2022	01/20/2022	01/20/2022	38378FRB8	PAID DOWN PAR VALUE OF G N M A GTD REMIC 2.000% 7/20/42	(2,386.74)	-	-	2,386.74	(2,351.69)	-	35.05
226122002	RCTC 2021 SER B SR BDS RES ACCT	01/20/2022			38378FRB8	INTEREST EARNED ON G N M A GTD REMIC 2.000% 7/20/42 $1 PV ON 178.8200 SHARES DUE 1/20/2022 $0.00167/PV ON 107,293.89 PV DUE 1/20/22	-	-	-	178.82	-	-	-
226122002	RCTC 2021 SER B SR BDS RES ACCT	01/20/2022			92347YAC8	INTEREST EARNED ON VERIZON OWNER TRUST 3.020% 9/20/23 $1 PV ON 1082.1700 SHARES DUE 1/20/2022 $0.00252/PV ON 430,000.00 PV DUE 1/20/22	-	-	-	1,082.17	-	-	-
226122002	RCTC 2021 SER B SR BDS RES ACCT	01/21/2022	01/21/2022	01/21/2022	31846V203	PURCHASED UNITS OF FIRST AM GOVT OB FD CL Y	237,892.11	1.00	-	(237,892.11)	237,892.11	-	-
226122002	RCTC 2021 SER B SR BDS RES ACCT	01/24/2022				CASH RECEIPT TRANSFER FROM INCOME 1	-	-	-	1,906.23	-	-	-
226122002	RCTC 2021 SER B SR BDS RES ACCT	01/24/2022				CASH DISBURSEMENT TRANSFER TO PRINCIPAL 1	-	-	-	(1,906.23)	-	-	-
226122002	RCTC 2021 SER B SR BDS RES ACCT	01/24/2022			06051GGJ2	INTEREST EARNED ON BANK OF AMERICA 1.25886% 4/24/23 $1 PV ON 725000.0000 SHARES DUE 1/24/2022	-	-	-	2,059.67	-	-	-
226122002	RCTC 2021 SER B SR BDS RES ACCT	01/24/2022	01/24/2022	01/24/2022	31846V203	SOLD UNITS OF FIRST AM GOVT OB FD CL Y	(586,582.99)	1.00	-	586,582.99	(586,582.99)	-	-
226122002	RCTC 2021 SER B SR BDS RES ACCT	01/24/2022	01/19/2022	01/24/2022	345286AA6	PURCHASED PAR VALUE OF FORD CR AUTO OWN 0.23886% 2/15/23 /SIEBERT WILLIAMS SHANK & CO./350,000 PAR VALUE AT 100 %	350,000.00	1.00	-	(350,000.00)	350,000.00	-	-
226122002	RCTC 2021 SER B SR BDS RES ACCT	01/24/2022		01/24/2022	98162VAD1	PAID ACCRUED INTEREST ON PURCHASE OF WORLD OMNI AUTO 2.590% 7/15/24	-	-	-	(153.44)	-	-	-
226122002	RCTC 2021 SER B SR BDS RES ACCT	01/24/2022	01/20/2022	01/24/2022	98162VAD1	PURCHASED PAR VALUE OF WORLD OMNI AUTO 2.590% 7/15/24 /GOLDUS33 GOLDMAN SACHS NY/236,971.13 PAR VALUE AT 100.64062446 %	236,971.13	1.01	-	(238,489.22)	238,489.22	-	-
226122002	RCTC 2021 SER B SR BDS RES ACCT	01/25/2022				CASH DISBURSEMENT TRANSFER TO PRINCIPAL 1	-	-	-	(3,562.60)	-	-	-
226122002	RCTC 2021 SER B SR BDS RES ACCT	01/25/2022				CASH RECEIPT TRANSFER FROM INCOME 1	-	-	-	3,562.60	-	-	-
226122002	RCTC 2021 SER B SR BDS RES ACCT	01/25/2022	01/25/2022	01/25/2022	3132A8GL7	PAID DOWN PAR VALUE OF F H L M C #ZS7403 3.000% 5/01/31 DECEMBER FHLMC DUE 1/25/22	(1,510.46)	-	-	1,510.46	(1,598.49)	(88.03)	-
226122002	RCTC 2021 SER B SR BDS RES ACCT	01/25/2022			3132A8GL7	INTEREST EARNED ON F H L M C #ZS7403 3.000% 5/01/31 $1 PV ON 160.7500 SHARES DUE 1/25/2022 DECEMBER FHLMC DUE 1/25/22	-	-	-	160.75	-	-	-
226122002	RCTC 2021 SER B SR BDS RES ACCT	01/25/2022	01/25/2022	01/25/2022	3132A9T64	PAID DOWN PAR VALUE OF F H L M C #ZS8673 3.000% 10/01/32 DECEMBER FHLMC DUE 1/25/22	(2,832.15)	-	-	2,832.15	(2,951.28)	-	(119.13)
226122002	RCTC 2021 SER B SR BDS RES ACCT	01/25/2022			3132A9T64	INTEREST EARNED ON F H L M C #ZS8673 3.000% 10/01/32 $1 PV ON 243.8300 SHARES DUE 1/25/2022 DECEMBER FHLMC DUE 1/25/22	-	-	-	243.83	-	-	-
226122002	RCTC 2021 SER B SR BDS RES ACCT	01/25/2022	01/25/2022	01/25/2022	3132AEF68	PAID DOWN PAR VALUE OF F H L M C #ZT1989 3.500% 1/01/33 DECEMBER FHLMC DUE 1/25/22	(2,918.43)	-	-	2,918.43	(3,135.89)	(97.73)	(119.73)
226122002	RCTC 2021 SER B SR BDS RES ACCT	01/25/2022			3132AEF68	INTEREST EARNED ON F H L M C #ZT1989 3.500% 1/01/33 $1 PV ON 345.5700 SHARES DUE 1/25/2022 DECEMBER FHLMC DUE 1/25/22	-	-	-	345.57	-	-	-
226122002	RCTC 2021 SER B SR BDS RES ACCT	01/25/2022	01/25/2022	01/25/2022	3132D9C93	PAID DOWN PAR VALUE OF F H L M C #SC0096 3.000% 10/01/40 DECEMBER FHLMC DUE 1/25/22	(2,401.41)	-	-	2,401.41	(2,546.38)	(144.97)	-

RIVERSIDE COUNTY TRANSPORTATION COMMISSION

91 CIP STAMP Portfolio Transaction Report by Account
Quarter ended March 31, 2022

Source Account	Account	Transaction Date	Trade Date	Settlement Date	CUSIP	Description	Units	Price	Miscellaneous Fees	Net Cash Amount	Federal Tax Cost Amount	Short Term Gain/Loss Amount	Long Term Gain/Loss Amount
226122002	RCTC 2021 SER B SR BDS RES ACCT	01/25/2022			3132D9C93	INTEREST EARNED ON F H L M C #SC0096 3.000% 10/01/40 $1 PV ON 366.6600 SHARES DUE 1/25/2022 DECEMBER FHLMC DUE 1/25/22	-	-	-	366.66	-	-	-
226122002	RCTC 2021 SER B SR BDS RES ACCT	01/25/2022	01/25/2022	01/25/2022	3136ADZA0	PAID DOWN PAR VALUE OF F N M A GTD REMIC 1.250% 4/25/28	(2,702.29)	-	-	2,702.29	(2,728.75)	(26.46)	-
226122002	RCTC 2021 SER B SR BDS RES ACCT	01/25/2022			3136ADZA0	INTEREST EARNED ON F N M A GTD REMIC 1.250% 4/25/28 $1 PV ON 85.2900 SHARES DUE 1/25/2022 $0.00104/PV ON 81,881.33 PV DUE 1/25/22	-	-	-	85.29	-	-	-
226122002	RCTC 2021 SER B SR BDS RES ACCT	01/25/2022			3136AQZK9	INTEREST EARNED ON F N M A GTD REMIC 2.000% 11/25/31 $1 PV ON 99.8200 SHARES DUE 1/25/2022 $0.00167/PV ON 59,894.49 PV DUE 1/25/22	-	-	-	99.82	-	-	-
226122002	RCTC 2021 SER B SR BDS RES ACCT	01/25/2022	01/25/2022	01/25/2022	3136AQZK9	PAID DOWN PAR VALUE OF F N M A GTD REMIC 2.000% 11/25/31	(2,319.10)	-	-	2,319.10	(2,381.92)	(62.82)	-
226122002	RCTC 2021 SER B SR BDS RES ACCT	01/25/2022			3137AUPE3	INTEREST EARNED ON F H L M C MLTCL MT 2.396% 6/25/22 $1 PV ON 291.5000 SHARES DUE 1/25/2022 $0.00200/PV ON 145,991.33 PV DUE 1/25/22	-	-	-	291.50	-	-	-
226122002	RCTC 2021 SER B SR BDS RES ACCT	01/25/2022	01/25/2022	01/25/2022	3137AUPE3	PAID DOWN PAR VALUE OF F H L M C MLTCL MT 2.396% 6/25/22	(7,862.25)	-	-	7,862.25	(7,647.84)	-	214.41
226122002	RCTC 2021 SER B SR BDS RES ACCT	01/25/2022			3137BLUR7	INTEREST EARNED ON F H L M C MLTCL MT 2.716% 6/25/22 $1 PV ON 829.8100 SHARES DUE 1/25/2022 $0.00226/PV ON 366,630.54 PV DUE 1/25/22	-	-	-	829.81	-	-	-
226122002	RCTC 2021 SER B SR BDS RES ACCT	01/25/2022	01/25/2022	01/25/2022	3137BLUR7	PAID DOWN PAR VALUE OF F H L M C MLTCL MT 2.716% 6/25/22	(21,816.81)	-	-	21,816.81	(21,985.55)	(168.74)	-
226122002	RCTC 2021 SER B SR BDS RES ACCT	01/25/2022			3137FBAB2	INTEREST EARNED ON F H L M C MLTCL MT 2.77704% 8/25/27 $1 PV ON 303.8000 SHARES DUE 1/25/2022 $0.00253/PV ON 120,000.00 PV DUE 1/25/22	-	-	-	303.80	-	-	-
226122002	RCTC 2021 SER B SR BDS RES ACCT	01/25/2022			3137FBAJ5	INTEREST EARNED ON F H L M C MLTCL MT 3.52704% 8/25/27 $1 PV ON 546.8300 SHARES DUE 1/25/2022 $0.00273/PV ON 200,000.00 PV DUE 1/25/22	-	-	-	546.83	-	-	-
226122002	RCTC 2021 SER B SR BDS RES ACCT	01/25/2022			3137FMD66	INTEREST EARNED ON F H L M C MLTCL MT 2.283% 5/25/26 $1 PV ON 661.3000 SHARES DUE 1/25/2022 $0.02081/PV ON 31,773.32 PV DUE 1/25/22	-	-	-	661.30	-	-	-
226122002	RCTC 2021 SER B SR BDS RES ACCT	01/25/2022	01/25/2022	01/25/2022	3137FMD66	PAID DOWN PAR VALUE OF F H L M C MLTCL MT 2.283% 5/25/26	(12,867.69)	-	-	12,867.69	(17,501.81)	-	(4,634.12)
226122002	RCTC 2021 SER B SR BDS RES ACCT	01/25/2022	01/25/2022	01/25/2022	3137FNAD2	PAID DOWN PAR VALUE OF F H L M C MLTCL MT 2.87496% 11/25/28	(169.47)	-	-	169.47	(172.31)	-	(2.84)
226122002	RCTC 2021 SER B SR BDS RES ACCT	01/25/2022			3137FNAD2	INTEREST EARNED ON F H L M C MLTCL MT 2.87496% 11/25/28 $1 PV ON 284.6900 SHARES DUE 1/25/2022 $0.00219/PV ON 129,847.45 PV DUE 1/25/22	-	-	-	284.69	-	-	-
226122002	RCTC 2021 SER B SR BDS RES ACCT	01/25/2022			3137FPJF3	INTEREST EARNED ON F H L M C MLTCL MT 2.258% 6/25/29 $1 PV ON 332.8200 SHARES DUE 1/25/2022 $0.00188/PV ON 176,877.80 PV DUE 1/25/22	-	-	-	332.82	-	-	-
226122002	RCTC 2021 SER B SR BDS RES ACCT	01/25/2022	01/25/2022	01/25/2022	3137FPJF3	PAID DOWN PAR VALUE OF F H L M C MLTCL MT 2.258% 6/25/29	(384.66)	-	-	384.66	(386.98)	-	(2.32)
226122002	RCTC 2021 SER B SR BDS RES ACCT	01/25/2022			3137FQ3Y7	INTEREST EARNED ON F H L M C MLTCL MT 2.51196% 7/25/29 $1 PV ON 323.9500 SHARES DUE 1/25/2022 $0.00183/PV ON 177,506.34 PV DUE 1/25/22	-	-	-	323.95	-	-	-
226122002	RCTC 2021 SER B SR BDS RES ACCT	01/25/2022	01/25/2022	01/25/2022	3137FQ3Y7	PAID DOWN PAR VALUE OF F H L M C MLTCL MT 2.51196% 7/25/29	(436.77)	-	-	436.77	(437.89)	-	(1.12)
226122002	RCTC 2021 SER B SR BDS RES ACCT	01/25/2022			3137FWHY9	INTEREST EARNED ON F H L M C MLTCL 0.826% 9/25/30 $1 PV ON 127.8300 SHARES DUE 1/25/2022 $0.00069/PV ON 185,624.84 PV DUE 1/25/22	-	-	-	127.83	-	-	-
226122002	RCTC 2021 SER B SR BDS RES ACCT	01/25/2022	01/25/2022	01/25/2022	3137FWHY9	PAID DOWN PAR VALUE OF F H L M C MLTCL 0.826% 9/25/30	(996.05)	-	-	996.05	(991.07)	-	4.98
226122002	RCTC 2021 SER B SR BDS RES ACCT	01/25/2022	01/25/2022	01/25/2022	3138LFGP7	PAID DOWN PAR VALUE OF F N M A #AN2905 2.550% 10/01/28 DECEMBER FNMA DUE 1/25/22	(388.42)	-	-	388.42	(399.08)	-	(10.66)
226122002	RCTC 2021 SER B SR BDS RES ACCT	01/25/2022			3138LFGP7	INTEREST EARNED ON F N M A #AN2905 2.550% 10/01/28 $1 PV ON 591.7000 SHARES DUE 1/25/2022 DECEMBER FNMA DUE 1/25/22	-	-	-	591.70	-	-	-
226122002	RCTC 2021 SER B SR BDS RES ACCT	01/25/2022	01/25/2022	01/25/2022	3140J6FU6	PAID DOWN PAR VALUE OF F N M A #BM1978 3.000% 10/01/32 DECEMBER FNMA DUE 1/25/22	(1,616.90)	-	-	1,616.90	(1,706.09)	-	(89.19)
226122002	RCTC 2021 SER B SR BDS RES ACCT	01/25/2022			3140J6FU6	INTEREST EARNED ON F N M A #BM1978 3.000% 10/01/32 $1 PV ON 179.3700 SHARES DUE 1/25/2022 DECEMBER FNMA DUE 1/25/22	-	-	-	179.37	-	-	-
226122002	RCTC 2021 SER B SR BDS RES ACCT	01/25/2022	01/25/2022	01/25/2022	3140X4H90	PAID DOWN PAR VALUE OF F N M A #FM1155 2.500% 6/01/32 DECEMBER FNMA DUE 1/25/22	(3,332.11)	-	-	3,332.11	(3,492.21)	(160.10)	-
226122002	RCTC 2021 SER B SR BDS RES ACCT	01/25/2022			3140X4H90	INTEREST EARNED ON F N M A #FM1155 2.500% 6/01/32 $1 PV ON 238.6400 SHARES DUE 1/25/2022 DECEMBER FNMA DUE 1/25/22	-	-	-	238.64	-	-	-
226122002	RCTC 2021 SER B SR BDS RES ACCT	01/25/2022	01/25/2022	01/25/2022	3140X7LS6	PAID DOWN PAR VALUE OF F N M A #FM3936 2.500% 8/01/35 DECEMBER FNMA DUE 1/25/22	(3,752.79)	-	-	3,752.79	(3,927.68)	(174.89)	-
226122002	RCTC 2021 SER B SR BDS RES ACCT	01/25/2022			3140X7LS6	INTEREST EARNED ON F N M A #FM3936 2.500% 8/01/35 $1 PV ON 217.5300 SHARES DUE 1/25/2022 DECEMBER FNMA DUE 1/25/22	-	-	-	217.53	-	-	-
226122002	RCTC 2021 SER B SR BDS RES ACCT	01/25/2022	01/25/2022	01/25/2022	31417YKF3	PAID DOWN PAR VALUE OF F N M A #MA0293 4.500% 1/01/30 DECEMBER FNMA DUE 1/25/22	(836.01)	-	-	836.01	(436.53)	-	399.48
226122002	RCTC 2021 SER B SR BDS RES ACCT	01/25/2022			31417YKF3	INTEREST EARNED ON F N M A #MA0293 4.500% 1/01/30 $1 PV ON 248.2300 SHARES DUE 1/25/2022 DECEMBER FNMA DUE 1/25/22	-	-	-	248.23	-	-	-
226122002	RCTC 2021 SER B SR BDS RES ACCT	01/25/2022	01/25/2022	01/25/2022	31418DQ47	PAID DOWN PAR VALUE OF F N M A #MA4074 2.000% 6/01/35 DECEMBER FNMA DUE 1/25/22	(3,588.28)	-	-	3,588.28	(3,702.05)	(113.77)	-
226122002	RCTC 2021 SER B SR BDS RES ACCT	01/25/2022			31418DQ47	INTEREST EARNED ON F N M A #MA4074 2.000% 6/01/35 $1 PV ON 266.1400 SHARES DUE 1/25/2022 DECEMBER FNMA DUE 1/25/22	-	-	-	266.14	-	-	-
226122002	RCTC 2021 SER B SR BDS RES ACCT	01/25/2022	01/25/2022	01/25/2022	31418DVU3	PAID DOWN PAR VALUE OF F N M A #MA4226 2.000% 12/01/30 DECEMBER FNMA DUE 1/25/22	(2,971.82)	-	-	2,971.82	(3,084.81)	-	(112.99)
226122002	RCTC 2021 SER B SR BDS RES ACCT	01/25/2022			31418DVU3	INTEREST EARNED ON F N M A #MA4226 2.000% 12/01/30 $1 PV ON 228.7200 SHARES DUE 1/25/2022 DECEMBER FNMA DUE 1/25/22	-	-	-	228.72	-	-	-
226122002	RCTC 2021 SER B SR BDS RES ACCT	01/25/2022			31418DXH0	INTEREST EARNED ON F N M A #MA4279 2.000% 3/01/36 $1 PV ON 252.9900 SHARES DUE 1/25/2022 DECEMBER FNMA DUE 1/25/22	-	-	-	252.99	-	-	-
226122002	RCTC 2021 SER B SR BDS RES ACCT	01/25/2022	01/25/2022	01/25/2022	31418DXH0	PAID DOWN PAR VALUE OF F N M A #MA4279 2.000% 3/01/36 DECEMBER FNMA DUE 1/25/22	(2,318.31)	-	-	2,318.31	(2,395.56)	(77.25)	-
226122002	RCTC 2021 SER B SR BDS RES ACCT	01/25/2022	01/25/2022	01/25/2022	31846V203	PURCHASED UNITS OF FIRST AM GOVT OB FD CL Y	2,507,604.48	1.00	-	(2,507,604.48)	2,507,604.48	-	-
226122002	RCTC 2021 SER B SR BDS RES ACCT	01/25/2022	01/25/2022	01/25/2022	31846V203	SOLD UNITS OF FIRST AM GOVT OB FD CL Y	(677,835.29)	1.00	-	677,835.29	(677,835.29)	-	-

RIVERSIDE COUNTY TRANSPORTATION COMMISSION

91 CIP STAMP Portfolio Transaction Report by Account
Quarter ended March 31, 2022

Source Account	Account	Transaction Date	Trade Date	Settlement Date	CUSIP	Description	Units	Price	Miscellaneous Fees	Net Cash Amount	Federal Tax Cost Amount	Short Term Gain/Loss Amount	Long Term Gain/Loss Amount
226122002	RCTC 2021 SER B SR BDS RES ACCT	01/25/2022	01/21/2022	01/25/2022	34531KAD4	PURCHASED PAR VALUE OF FORD CREDIT AUTO 1.870% 3/15/24 /MTGSUS6SFIC BOFA SECS NEW YORK/527,129.47 PAR VALUE AT 100.5937509 %	527,129.47	1.01	-	(530,259.31)	530,259.31	-	-
226122002	RCTC 2021 SER B SR BDS RES ACCT	01/25/2022		01/25/2022	34531KAD4	PAID ACCRUED INTEREST ON PURCHASE OF FORD CREDIT AUTO 1.870% 3/15/24	-	-	-	(273.81)	-	-	-
226122002	RCTC 2021 SER B SR BDS RES ACCT	01/25/2022	01/25/2022	01/25/2022	64587BB76	PURCHASED PAR VALUE OF NEW JERSEY NAT GAS CO C P 2/07/22 /WELLS FARGO SECURITIES, LLC/725,000 PAR VALUE AT 99.99277793 %	725,000.00	1.00	-	(724,947.64)	724,947.64	-	-
226122002	RCTC 2021 SER B SR BDS RES ACCT	01/25/2022			912796Q85	INTEREST EARNED ON U S TREASURY BILL 1/25/22 $1 PV ON 3000000.0000 SHARES DUE 1/25/2022 3,000,000 PAR VALUE AT 100 %	-	-	-	183.34	-	-	-
226122002	RCTC 2021 SER B SR BDS RES ACCT	01/25/2022	01/25/2022	01/25/2022	912796Q85	MATURED PAR VALUE OF U S TREASURY BILL 1/25/22 3,000,000 PAR VALUE AT 100 %	(3,000,000.00)	1.00	-	2,999,816.66	(2,999,816.66)	-	-
226122002	RCTC 2021 SER B SR BDS RES ACCT	01/26/2022				CASH DISBURSEMENT TRANSFER TO PRINCIPAL 1	-	-	-	(3,189.11)	-	-	-
226122002	RCTC 2021 SER B SR BDS RES ACCT	01/26/2022				CASH RECEIPT TRANSFER FROM INCOME 1	-	-	-	3,189.11	-	-	-
226122002	RCTC 2021 SER B SR BDS RES ACCT	01/26/2022	01/19/2022	01/26/2022	14317CAA0	PURCHASED PAR VALUE OF CARMAX AUTO OWNER 0.29197% 2/15/23 /J.P. MORGAN SECURITIES LLC/350,000 PAR VALUE AT 100 %	350,000.00	1.00	-	(350,000.00)	350,000.00	-	-
226122002	RCTC 2021 SER B SR BDS RES ACCT	01/26/2022	01/26/2022	01/26/2022	31846V203	PURCHASED UNITS OF FIRST AM GOVT OB FD CL Y	576.00	1.00	-	(576.00)	576.00	-	-
226122002	RCTC 2021 SER B SR BDS RES ACCT	01/26/2022	01/26/2022	01/26/2022	31846V203	SOLD UNITS OF FIRST AM GOVT OB FD CL Y	(924,966.04)	1.00	-	924,966.04	(924,966.04)	-	-
226122002	RCTC 2021 SER B SR BDS RES ACCT	01/26/2022	01/24/2022	01/26/2022	477870AC3	PURCHASED PAR VALUE OF JOHN DEERE OWNER 2.210% 12/15/23 /MTGSUS6SFIC BOFA SECS NEW YORK/571,011.63 PAR VALUE AT 100.62499979 %	571,011.63	1.01	-	(574,580.45)	574,580.45	-	-
226122002	RCTC 2021 SER B SR BDS RES ACCT	01/26/2022		01/26/2022	477870AC3	PAID ACCRUED INTEREST ON PURCHASE OF JOHN DEERE OWNER 2.210% 12/15/23	-	-	-	(385.59)	-	-	-
226122002	RCTC 2021 SER B SR BDS RES ACCT	01/26/2022			78015K7K4	INTEREST EARNED ON ROYAL BK OF MTN 0.49696% 10/26/23 $1 PV ON 450000.0000 SHARES DUE 1/26/2022	-	-	-	576.00	-	-	-
226122002	RCTC 2021 SER B SR BDS RES ACCT	01/27/2022				CASH DISBURSEMENT TRANSFER TO PRINCIPAL 1	-	-	-	(155.94)	-	-	-
226122002	RCTC 2021 SER B SR BDS RES ACCT	01/27/2022				CASH RECEIPT TRANSFER FROM INCOME 1	-	-	-	155.94	-	-	-
226122002	RCTC 2021 SER B SR BDS RES ACCT	01/27/2022	01/25/2022	01/27/2022	03066NAD6	PURCHASED PAR VALUE OF AMERICREDIT 2.06001% 4/18/24 /BNPAUS3N BNP PARIBAS NEW YORK/566,412.56 PAR VALUE AT 100.328126 %	566,412.56	1.00	-	(568,271.11)	568,271.11	-	-
226122002	RCTC 2021 SER B SR BDS RES ACCT	01/27/2022		01/27/2022	03066NAD6	PAID ACCRUED INTEREST ON PURCHASE OF AMERICREDIT 2.06001% 4/18/24	-	-	-	(291.70)	-	-	-
226122002	RCTC 2021 SER B SR BDS RES ACCT	01/27/2022	01/25/2022	01/27/2022	14687KAA4	PURCHASED PAR VALUE OF CARVANA AUTO REC 0.3264% 1/10/23 /J.P. MORGAN SECURITIES LLC/599,410.17 PAR VALUE AT 99.99609344 %	599,410.17	1.00	-	(599,386.75)	599,386.75	-	-
226122002	RCTC 2021 SER B SR BDS RES ACCT	01/27/2022		01/27/2022	14687KAA4	PAID ACCRUED INTEREST ON PURCHASE OF CARVANA AUTO REC 0.3264% 1/10/23	-	-	-	(86.61)	-	-	-
226122002	RCTC 2021 SER B SR BDS RES ACCT	01/27/2022	01/27/2022	01/27/2022	31846V203	SOLD UNITS OF FIRST AM GOVT OB FD CL Y	(1,727,269.70)	1.00	-	1,727,269.70	(1,727,269.70)	-	-
226122002	RCTC 2021 SER B SR BDS RES ACCT	01/27/2022	01/25/2022	01/27/2022	44891RAB6	PURCHASED PAR VALUE OF HYUNDAI AUTO RECV TR 0.260% 9/15/23 /JPMSUS3X JP MORGAN SEC NY/335,184.67 PAR VALUE AT 99.98437369 %	335,184.67	1.00	-	(335,132.29)	335,132.29	-	-
226122002	RCTC 2021 SER B SR BDS RES ACCT	01/27/2022		01/27/2022	44891RAB6	PAID ACCRUED INTEREST ON PURCHASE OF HYUNDAI AUTO RECV TR 0.260% 9/15/23	-	-	-	(29.05)	-	-	-
226122002	RCTC 2021 SER B SR BDS RES ACCT	01/27/2022	01/18/2022	01/20/2022	92347YAA2	PURCHASED PAR VALUE OF VERIZON OWNER TRUST 2.930% 9/20/23 /BARCLAYS CAPITAL INC. FIXED IN/REVS/REPOST FACTOR UPDATE/SPO OFFSET	236,561.46	1.01	-	(237,892.11)	237,892.11	-	-
226122002	RCTC 2021 SER B SR BDS RES ACCT	01/27/2022	01/25/2022	01/27/2022	98164EAB1	PURCHASED PAR VALUE OF WORLD OMNI AUTO 0.170% 2/15/24 /JPMSUS3X JP MORGAN SEC NY/224,164.58 PAR VALUE AT 99.95312114 %	224,164.58	1.00	-	(224,059.49)	224,059.49	-	-
226122002	RCTC 2021 SER B SR BDS RES ACCT	01/27/2022		01/27/2022	98164EAB1	PAID ACCRUED INTEREST ON PURCHASE OF WORLD OMNI AUTO 0.170% 2/15/24	-	-	-	(12.70)	-	-	-
226122002	RCTC 2021 SER B SR BDS RES ACCT	01/28/2022	01/26/2022	01/28/2022	14315NAC4	PURCHASED PAR VALUE OF CARMAX AUTO OWNER 3.050% 3/15/24 /GOLDUS33 GOLDMAN SACHS NY/210,072.94 PAR VALUE AT 100.76562407 %	210,072.94	1.01	-	(211,681.31)	211,681.31	-	-
226122002	RCTC 2021 SER B SR BDS RES ACCT	01/28/2022		01/28/2022	14315NAC4	PAID ACCRUED INTEREST ON PURCHASE OF CARMAX AUTO OWNER 3.050% 3/15/24	-	-	-	(231.37)	-	-	-
226122002	RCTC 2021 SER B SR BDS RES ACCT	01/28/2022	01/28/2022	01/28/2022	31846V203	SOLD UNITS OF FIRST AM GOVT OB FD CL Y	(146,438.95)	1.00	-	146,438.95	(146,438.95)	-	-
226122002	RCTC 2021 SER B SR BDS RES ACCT	01/31/2022	01/27/2022	01/31/2022	14314AAF6	PURCHASED PAR VALUE OF CARMAX AUTO OWNER 2.950% 11/15/23 /BNPAUS3N BNP PARIBAS NEW YORK/350,000 PAR VALUE AT 100.28124857 %	350,000.00	1.00	-	(350,984.37)	350,984.37	-	-
226122002	RCTC 2021 SER B SR BDS RES ACCT	01/31/2022		01/31/2022	14314AAF6	PAID ACCRUED INTEREST ON PURCHASE OF CARMAX AUTO OWNER 2.950% 11/15/23	-	-	-	(458.89)	-	-	-
226122002	RCTC 2021 SER B SR BDS RES ACCT	01/31/2022	01/31/2022	01/31/2022	31846V203	SOLD UNITS OF FIRST AM GOVT OB FD CL Y	(351,443.26)	1.00	-	351,443.26	(351,443.26)	-	-
226122002	RCTC 2021 SER B SR BDS RES ACCT	01/31/2022	01/31/2022	01/31/2022	31846V203	PURCHASED UNITS OF FIRST AM GOVT OB FD CL Y	3,114.24	1.00	-	(3,114.24)	3,114.24	-	-
226122002	RCTC 2021 SER B SR BDS RES ACCT	01/31/2022			91282CCQ2	INTEREST EARNED ON U S TREASURY NT 0.00001% 7/31/23 $1 PV ON 4100000.0000 SHARES DUE 1/31/2022	-	-	-	1,150.28	-	-	-
226122002	RCTC 2021 SER B SR BDS RES ACCT	01/31/2022			91282CDE8	INTEREST EARNED ON U S TREASURY NT 0.325% 10/31/23 $1 PV ON 6650000.0000 SHARES DUE 1/31/2022	-	-	-	1,963.96	-	-	-
226122002	RCTC 2021 SER B SR BDS RES ACCT	02/01/2022				CASH DISBURSEMENT TRANSFER TO PRINCIPAL 1	-	-	-	(3,135.71)	-	-	-
226122002	RCTC 2021 SER B SR BDS RES ACCT	02/01/2022				CASH RECEIPT TRANSFER FROM INCOME 1	-	-	-	3,135.71	-	-	-
226122002	RCTC 2021 SER B SR BDS RES ACCT	02/01/2022			31846V203	INTEREST EARNED ON FIRST AM GOVT OB FD CL Y UNIT ON 0.0000 SHARES DUE 1/31/2022 INTEREST FROM 1/1/22 TO 1/31/22	-	-	-	7.94	-	-	-
226122002	RCTC 2021 SER B SR BDS RES ACCT	02/01/2022	02/01/2022	02/01/2022	31846V203	PURCHASED UNITS OF FIRST AM GOVT OB FD CL Y	711.73	1.00	-	(711.73)	711.73	-	-
226122002	RCTC 2021 SER B SR BDS RES ACCT	02/01/2022			346604LK5	INTEREST EARNED ON FORSYTH CNTY GA SCH 0.921% 2/01/24 $1 PV ON 410000.0000 SHARES DUE 2/1/2022	-	-	-	545.44	-	-	-
226122002	RCTC 2021 SER B SR BDS RES ACCT	02/01/2022			797272RJ2	INTEREST EARNED ON SAN DIEGO CA 0.497% 8/01/22 $1 PV ON 365000.0000 SHARES DUE 2/1/2022	-	-	-	166.29	-	-	-
226122002	RCTC 2021 SER B SR BDS RES ACCT	02/02/2022				CASH DISBURSEMENT TRANSFER TO PRINCIPAL 1	-	-	-	(7.94)	-	-	-
226122002	RCTC 2021 SER B SR BDS RES ACCT	02/02/2022				CASH RECEIPT TRANSFER FROM INCOME 1	-	-	-	7.94	-	-	-
226122002	RCTC 2021 SER B SR BDS RES ACCT	02/02/2022			22550UAB7	INTEREST EARNED ON CREDIT SUISSE AG 0.5486% 2/02/24 $1 PV ON 455000.0000 SHARES DUE 2/2/2022	-	-	-	511.01	-	-	-
226122002	RCTC 2021 SER B SR BDS RES ACCT	02/02/2022	02/02/2022	02/02/2022	31846V203	PURCHASED UNITS OF FIRST AM GOVT OB FD CL Y	7.94	1.00	-	(7.94)	7.94	-	-
226122002	RCTC 2021 SER B SR BDS RES ACCT	02/02/2022	02/02/2022	02/02/2022	31846V203	PURCHASED UNITS OF FIRST AM GOVT OB FD CL Y	511.01	1.00	-	(511.01)	511.01	-	-
226122002	RCTC 2021 SER B SR BDS RES ACCT	02/03/2022				CASH RECEIPT TRANSFER FROM INCOME 1	-	-	-	938.86	-	-	-

RIVERSIDE COUNTY TRANSPORTATION COMMISSION

91 CIP STAMP Portfolio Transaction Report by Account
Quarter ended March 31, 2022

Source Account	Account	Transaction Date	Trade Date	Settlement Date	CUSIP	Description	Units	Price	Miscellaneous Fees	Net Cash Amount	Federal Tax Cost Amount	Short Term Gain/Loss Amount	Long Term Gain/Loss Amount
226122002	RCTC 2021 SER B SR BDS RES ACCT	02/03/2022				CASH DISBURSEMENT TRANSFER TO PRINCIPAL 1	-	-	-	(938.86)	-	-	-
226122002	RCTC 2021 SER B SR BDS RES ACCT	02/03/2022	02/03/2022	02/03/2022	02665KB30	MATURED PAR VALUE OF AMERICAN HONDA FIN CORP C P 2/03/22 900,000 PAR VALUE AT 100 %	(900,000.00)	1.00	-	899,644.50	(899,644.50)	-	-
226122002	RCTC 2021 SER B SR BDS RES ACCT	02/03/2022			02665KB30	INTEREST EARNED ON AMERICAN HONDA FIN CORP C P 2/03/22 $1 PV ON 900000.0000 SHARES DUE 2/3/2022 900,000 PAR VALUE AT 100 %	-	-	-	355.50	-	-	-
226122002	RCTC 2021 SER B SR BDS RES ACCT	02/03/2022	02/03/2022	02/03/2022	31846V203	PURCHASED UNITS OF FIRST AM GOVT OB FD CL Y	1,137,213.42	1.00	-	(1,137,213.42)	1,137,213.42	-	-
226122002	RCTC 2021 SER B SR BDS RES ACCT	02/03/2022	02/01/2022	02/03/2022	380140AB9	PURCHASED PAR VALUE OF GM FIN CONS AUTO 0.210% 8/16/24 /BARCUS3B BARCLAYS CAP WHIPPANY/488,922.21 PAR VALUE AT 99.75781192 %	488,922.21	1.00	-	(487,738.10)	487,738.10	-	-
226122002	RCTC 2021 SER B SR BDS RES ACCT	02/03/2022		02/03/2022	380140AB9	PAID ACCRUED INTEREST ON PURCHASE OF GM FIN CONS AUTO 0.210% 8/16/24	-	-	-	(48.48)	-	-	-
226122002	RCTC 2021 SER B SR BDS RES ACCT	02/03/2022	02/03/2022	02/03/2022	93884FB35	MATURED PAR VALUE OF WASHINGTON GAS C P 2/03/22 725,000 PAR VALUE AT 100 %	(725,000.00)	1.00	-	724,879.17	(724,879.17)	-	-
226122002	RCTC 2021 SER B SR BDS RES ACCT	02/03/2022			93884FB35	INTEREST EARNED ON WASHINGTON GAS C P 2/03/22 $1 PV ON 725000.0000 SHARES DUE 2/3/2022 725,000 PAR VALUE AT 100 %	-	-	-	120.83	-	-	-
226122002	RCTC 2021 SER B SR BDS RES ACCT	02/04/2022	02/04/2022	02/04/2022	31846V203	SOLD UNITS OF FIRST AM GOVT OB FD CL Y	(216,553.91)	1.00	-	216,553.91	(216,553.91)	-	-
226122002	RCTC 2021 SER B SR BDS RES ACCT	02/04/2022	02/02/2022	02/04/2022	64966QJD3	PURCHASED PAR VALUE OF NEW YORK NY 1.150% 3/01/23 /BARCLAYS CAPITAL INC. FIXED IN/215,000 PAR VALUE AT 100.234 %	215,000.00	1.00	-	(215,503.10)	215,503.10	-	-
226122002	RCTC 2021 SER B SR BDS RES ACCT	02/04/2022		02/04/2022	64966QJD3	PAID ACCRUED INTEREST ON PURCHASE OF NEW YORK NY 1.150% 3/01/23	-	-	-	(1,050.81)	-	-	-
226122002	RCTC 2021 SER B SR BDS RES ACCT	02/07/2022	02/07/2022	02/07/2022	31846V203	PURCHASED UNITS OF FIRST AM GOVT OB FD CL Y	725,000.00	1.00	-	(725,000.00)	725,000.00	-	-
226122002	RCTC 2021 SER B SR BDS RES ACCT	02/07/2022	02/07/2022	02/07/2022	31846V203	SOLD UNITS OF FIRST AM GOVT OB FD CL Y	(225,336.69)	1.00	-	225,336.69	(225,336.69)	-	-
226122002	RCTC 2021 SER B SR BDS RES ACCT	02/07/2022	02/03/2022	02/07/2022	36259PAD8	PURCHASED PAR VALUE OF GM FIN AUTO LEASE 0.800% 7/20/23 /PERSHING LLC/225,058.26 PAR VALUE AT 100.08593753 %	225,058.26	1.00	-	(225,251.67)	225,251.67	-	-
226122002	RCTC 2021 SER B SR BDS RES ACCT	02/07/2022		02/07/2022	36259PAD8	PAID ACCRUED INTEREST ON PURCHASE OF GM FIN AUTO LEASE 0.800% 7/20/23	-	-	-	(85.02)	-	-	-
226122002	RCTC 2021 SER B SR BDS RES ACCT	02/07/2022	02/07/2022	02/07/2022	64587BB76	MATURED PAR VALUE OF NEW JERSEY NAT GAS CO C P 2/07/22 725,000 PAR VALUE AT 100 %	(725,000.00)	1.00	-	724,947.64	(724,947.64)	-	-
226122002	RCTC 2021 SER B SR BDS RES ACCT	02/07/2022			64587BB76	INTEREST EARNED ON NEW JERSEY NAT GAS CO C P 2/07/22 $1 PV ON 725000.0000 SHARES DUE 2/7/2022 725,000 PAR VALUE AT 100 %	-	-	-	52.36	-	-	-
226122002	RCTC 2021 SER B SR BDS RES ACCT	02/08/2022			14687AAM0	INTEREST EARNED ON CARVANA AUTO REC 0.280% 11/08/23 $1 PV ON 5.0400 SHARES DUE 2/8/2022 $0.00023/PV ON 21,598.83 PV DUE 2/8/22	-	-	-	5.04	-	-	-
226122002	RCTC 2021 SER B SR BDS RES ACCT	02/08/2022	02/08/2022	02/08/2022	14687AAM0	PAID DOWN PAR VALUE OF CARVANA AUTO REC 0.280% 11/08/23	(11,164.46)	-	-	11,164.46	(11,164.46)	-	-
226122002	RCTC 2021 SER B SR BDS RES ACCT	02/08/2022	02/08/2022	02/08/2022	31846V203	PURCHASED UNITS OF FIRST AM GOVT OB FD CL Y	11,169.50	1.00	-	(11,169.50)	11,169.50	-	-
226122002	RCTC 2021 SER B SR BDS RES ACCT	02/10/2022			14687KAA4	INTEREST EARNED ON CARVANA AUTO REC 0.3264% 1/10/23 $1 PV ON 157.9400 SHARES DUE 2/10/2022 $0.00026/PV ON 599,410.17 PV DUE 2/10/22	-	-	-	157.94	-	-	-
226122002	RCTC 2021 SER B SR BDS RES ACCT	02/10/2022	02/10/2022	02/10/2022	14687KAA4	PAID DOWN PAR VALUE OF CARVANA AUTO REC 0.3264% 1/10/23	(187,804.40)	-	-	187,804.40	(187,797.06)	7.34	-
226122002	RCTC 2021 SER B SR BDS RES ACCT	02/10/2022	02/10/2022	02/10/2022	31846V203	PURCHASED UNITS OF FIRST AM GOVT OB FD CL Y	187,967.23	1.00	-	(187,967.23)	187,967.23	-	-
226122002	RCTC 2021 SER B SR BDS RES ACCT	02/10/2022	02/10/2022	02/10/2022	31846V203	PURCHASED UNITS OF FIRST AM GOVT OB FD CL Y	155,393.74	1.00	-	(155,393.74)	155,393.74	-	-
226122002	RCTC 2021 SER B SR BDS RES ACCT	02/10/2022	02/08/2022	02/10/2022	34531RAD9	PURCHASED PAR VALUE OF FORD CREDIT AUTO LS 0.620% 8/15/23 /NWSCUS33 DEUTSCHE BK SECS NY/97,188.44 PAR VALUE AT 99.98437777 %	97,188.44	1.00	-	(97,173.26)	97,173.26	-	-
226122002	RCTC 2021 SER B SR BDS RES ACCT	02/10/2022		02/10/2022	34531RAD9	PAID ACCRUED INTEREST ON PURCHASE OF FORD CREDIT AUTO LS 0.620% 8/15/23	-	-	-	(41.85)	-	-	-
226122002	RCTC 2021 SER B SR BDS RES ACCT	02/10/2022	02/08/2022	02/10/2022	34531RAD9	PURCHASED PAR VALUE OF FORD CREDIT AUTO LS 0.620% 8/15/23 /STONEX FINANCIAL INC./BD RATES/42,762.91 PAR VALUE AT 99.98436753 %	42,762.91	1.00	-	(42,756.23)	42,756.23	-	-
226122002	RCTC 2021 SER B SR BDS RES ACCT	02/10/2022		02/10/2022	34531RAD9	PAID ACCRUED INTEREST ON PURCHASE OF FORD CREDIT AUTO LS 0.620% 8/15/23	-	-	-	(18.42)	-	-	-
226122002	RCTC 2021 SER B SR BDS RES ACCT	02/10/2022	02/10/2022	02/10/2022	59261AM79	BOND CALLED PAR VALUE OF METROPOLITAN NY 0.777% 11/15/22 /CALLS/2/10/2022 FULL CALL @ PAR	(295,000.00)	1.00	-	295,000.00	(295,000.00)	-	-
226122002	RCTC 2021 SER B SR BDS RES ACCT	02/10/2022			59261AM79	INTEREST EARNED ON METROPOLITAN NY 0.777% 11/15/22 $1 PV ON 295000.0000 SHARES DUE 2/10/2022 ACCRUED INTEREST ON 2/10/2022 FULL CALL	-	-	-	388.39	-	-	-
226122002	RCTC 2021 SER B SR BDS RES ACCT	02/11/2022	02/09/2022	02/11/2022	02588NAB1	PURCHASED PAR VALUE OF AMERICAN EXPRESS 0.71973% 2/18/25 /JPMSUS3X JP MORGAN SEC NY/361,000 PAR VALUE AT 100.13281163 %	361,000.00	1.00	-	(361,479.45)	361,479.45	-	-
226122002	RCTC 2021 SER B SR BDS RES ACCT	02/11/2022		02/11/2022	02588NAB1	PAID ACCRUED INTEREST ON PURCHASE OF AMERICAN EXPRESS 0.71973% 2/18/25	-	-	-	(164.45)	-	-	-
226122002	RCTC 2021 SER B SR BDS RES ACCT	02/11/2022	02/09/2022	02/11/2022	161571HK3	PURCHASED PAR VALUE OF CHASE ISSUANCE 0.55173% 3/15/24 /JPMSUS3X JP MORGAN SEC NY/275,000 PAR VALUE AT 100.03125091 %	275,000.00	1.00	-	(275,085.94)	275,085.94	-	-
226122002	RCTC 2021 SER B SR BDS RES ACCT	02/11/2022		02/11/2022	161571HK3	PAID ACCRUED INTEREST ON PURCHASE OF CHASE ISSUANCE 0.55173% 3/15/24	-	-	-	(92.82)	-	-	-
226122002	RCTC 2021 SER B SR BDS RES ACCT	02/11/2022	02/11/2022	02/11/2022	31846V203	SOLD UNITS OF FIRST AM GOVT OB FD CL Y	(636,822.66)	1.00	-	636,822.66	(636,822.66)	-	-
226122002	RCTC 2021 SER B SR BDS RES ACCT	02/14/2022	02/10/2022	02/14/2022	12596JAC7	PURCHASED PAR VALUE OF CNH EQUIPMENT TRUST 3.010% 4/15/24 /BNPAUS3N BNP PARIBAS NEW YORK/59,605.89 PAR VALUE AT 100.67967828 %	59,605.89	1.01	-	(60,011.02)	60,011.02	-	-
226122002	RCTC 2021 SER B SR BDS RES ACCT	02/14/2022		02/14/2022	12596JAC7	PAID ACCRUED INTEREST ON PURCHASE OF CNH EQUIPMENT TRUST 3.010% 4/15/24	-	-	-	(144.53)	-	-	-
226122002	RCTC 2021 SER B SR BDS RES ACCT	02/14/2022	02/14/2022	02/14/2022	31846V203	SOLD UNITS OF FIRST AM GOVT OB FD CL Y	(94,425.91)	1.00	-	94,425.91	(94,425.91)	-	-
226122002	RCTC 2021 SER B SR BDS RES ACCT	02/14/2022	02/10/2022	02/14/2022	34531RAF4	PURCHASED PAR VALUE OF FORD CREDIT AUTO LS 1.000% 11/15/23 /BNPAUS3N BNP PARIBAS NEW YORK/411,000 PAR VALUE AT 99.83984428 %	411,000.00	1.00	-	(410,341.76)	410,341.76	-	-
226122002	RCTC 2021 SER B SR BDS RES ACCT	02/14/2022		02/14/2022	34531RAF4	PAID ACCRUED INTEREST ON PURCHASE OF FORD CREDIT AUTO LS 1.000% 11/15/23	-	-	-	(331.09)	-	-	-
226122002	RCTC 2021 SER B SR BDS RES ACCT	02/14/2022	02/14/2022	02/14/2022	69350BBE5	MATURED PAR VALUE OF PPG INDUSTRIES C P 2/14/22 725,000 PAR VALUE AT 100 %	(725,000.00)	1.00	-	724,798.61	(724,798.61)	-	-
226122002	RCTC 2021 SER B SR BDS RES ACCT	02/14/2022			69350BBE5	INTEREST EARNED ON PPG INDUSTRIES C P 2/14/22 $1 PV ON 725000.0000 SHARES DUE 2/14/2022 725,000 PAR VALUE AT 100 %	-	-	-	201.39	-	-	-

RIVERSIDE COUNTY TRANSPORTATION COMMISSION

91 CIP STAMP Portfolio Transaction Report by Account
Quarter ended March 31, 2022

Source Account	Account	Transaction Date	Trade Date	Settlement Date	CUSIP	Description	Units	Price	Miscellaneous Fees	Net Cash Amount	Federal Tax Cost Amount	Short Term Gain/Loss Amount	Long Term Gain/Loss Amount
226122002	RCTC 2021 SER B SR BDS RES ACCT	02/14/2022	02/10/2022	02/14/2022	73358W4V3	PURCHASED PAR VALUE OF PORT AUTH N Y N J NY 1.086% 7/01/23 /JPMSUS3X JP MORGAN SEC NY/50,000 PAR VALUE AT 99.453 %	50,000.00	0.99	-	(49,726.50)	49,726.50	-	-
226122002	RCTC 2021 SER B SR BDS RES ACCT	02/14/2022		02/14/2022	73358W4V3	PAID ACCRUED INTEREST ON PURCHASE OF PORT AUTH N Y N J NY 1.086% 7/01/23	-	-	-	(64.86)	-	-	-
226122002	RCTC 2021 SER B SR BDS RES ACCT	02/14/2022		02/14/2022	73358W4V3	PAID ACCRUED INTEREST ON PURCHASE OF PORT AUTH N Y N J NY 1.086% 7/01/23	-	-	-	(103.77)	-	-	-
226122002	RCTC 2021 SER B SR BDS RES ACCT	02/14/2022	02/10/2022	02/14/2022	73358W4V3	PURCHASED PAR VALUE OF PORT AUTH N Y N J NY 1.086% 7/01/23 /JPMSUS3X JP MORGAN SEC NY/80,000 PAR VALUE AT 99.52 %	80,000.00	1.00	-	(79,616.00)	79,616.00	-	-
226122002	RCTC 2021 SER B SR BDS RES ACCT	02/14/2022	02/10/2022	02/14/2022	73358W4V3	PURCHASED PAR VALUE OF PORT AUTH N Y N J NY 1.086% 7/01/23 /JPMSUS3X JP MORGAN SEC NY/220,000 PAR VALUE AT 99.455 %	220,000.00	0.99	-	(218,801.00)	218,801.00	-	-
226122002	RCTC 2021 SER B SR BDS RES ACCT	02/14/2022		02/14/2022	73358W4V3	PAID ACCRUED INTEREST ON PURCHASE OF PORT AUTH N Y N J NY 1.086% 7/01/23	-	-	-	(285.38)	-	-	-
226122002	RCTC 2021 SER B SR BDS RES ACCT	02/15/2022				CASH DISBURSEMENT TRANSFER TO PRINCIPAL 1	-	-	-	(6,290.45)	-	-	-
226122002	RCTC 2021 SER B SR BDS RES ACCT	02/15/2022				CASH RECEIPT TRANSFER FROM INCOME 1	-	-	-	6,290.45	-	-	-
226122002	RCTC 2021 SER B SR BDS RES ACCT	02/15/2022			02582JHS2	INTEREST EARNED ON AMERICAN EXPRESS 0.47706% 10/15/25 $1 PV ON 164.6100 SHARES DUE 2/15/2022 $0.00033/PV ON 500,000.00 PV DUE 2/15/22	-	-	-	164.61	-	-	-
226122002	RCTC 2021 SER B SR BDS RES ACCT	02/15/2022			02588NAB1	INTEREST EARNED ON AMERICAN EXPRESS 0.71973% 2/18/25 $1 PV ON 191.8500 SHARES DUE 2/15/2022 $0.00053/PV ON 361,000.00 PV DUE 2/15/22	-	-	-	191.85	-	-	-
226122002	RCTC 2021 SER B SR BDS RES ACCT	02/15/2022			02588QAB4	INTEREST EARNED ON AMERICAN EXPRESS 2.870% 10/15/24 $1 PV ON 657.7100 SHARES DUE 2/15/2022 $0.00239/PV ON 275,000.00 PV DUE 2/15/22	-	-	-	657.71	-	-	-
226122002	RCTC 2021 SER B SR BDS RES ACCT	02/15/2022			12596JAC7	INTEREST EARNED ON CNH EQUIPMENT TRUST 3.010% 4/15/24 $1 PV ON 149.5100 SHARES DUE 2/15/2022 $0.00251/PV ON 59,605.89 PV DUE 2/15/22	-	-	-	149.51	-	-	-
226122002	RCTC 2021 SER B SR BDS RES ACCT	02/15/2022	02/15/2022	02/15/2022	12596JAC7	PAID DOWN PAR VALUE OF CNH EQUIPMENT TRUST 3.010% 4/15/24	(9,063.97)	-	-	9,063.97	(9,125.58)	(61.61)	-
226122002	RCTC 2021 SER B SR BDS RES ACCT	02/15/2022			14042WAC4	INTEREST EARNED ON CAPITAL ONE PRIME 2.510% 11/15/23 $1 PV ON 147.5000 SHARES DUE 2/15/2022 $0.00209/PV ON 70,514.45 PV DUE 2/15/22	-	-	-	147.50	-	-	-
226122002	RCTC 2021 SER B SR BDS RES ACCT	02/15/2022	02/15/2022	02/15/2022	14042WAC4	PAID DOWN PAR VALUE OF CAPITAL ONE PRIME 2.510% 11/15/23	(10,622.63)	-	-	10,622.63	(10,702.50)	(79.87)	-
226122002	RCTC 2021 SER B SR BDS RES ACCT	02/15/2022			14314AAF6	INTEREST EARNED ON CARMAX AUTO OWNER 2.950% 11/15/23 $1 PV ON 860.4200 SHARES DUE 2/15/2022 $0.00246/PV ON 350,000.00 PV DUE 2/15/22	-	-	-	860.42	-	-	-
226122002	RCTC 2021 SER B SR BDS RES ACCT	02/15/2022			14315NAC4	INTEREST EARNED ON CARMAX AUTO OWNER 3.050% 3/15/24 $1 PV ON 533.9400 SHARES DUE 2/15/2022 $0.00254/PV ON 210,072.94 PV DUE 2/15/22	-	-	-	533.94	-	-	-
226122002	RCTC 2021 SER B SR BDS RES ACCT	02/15/2022	02/15/2022	02/15/2022	14315NAC4	PAID DOWN PAR VALUE OF CARMAX AUTO OWNER 3.050% 3/15/24	(30,204.55)	81.35	-	30,204.55	(30,435.80)	(231.25)	-
226122002	RCTC 2021 SER B SR BDS RES ACCT	02/15/2022			14316LAC7	INTEREST EARNED ON CARMAX AUTO OWNER 2.680% 3/15/24 $1 PV ON 645.3600 SHARES DUE 2/15/2022 $0.00223/PV ON 288,966.91 PV DUE 2/15/22	-	-	-	645.36	-	-	-
226122002	RCTC 2021 SER B SR BDS RES ACCT	02/15/2022	02/15/2022	02/15/2022	14316LAC7	PAID DOWN PAR VALUE OF CARMAX AUTO OWNER 2.680% 3/15/24	(31,644.44)	-	-	31,644.44	(32,006.62)	(362.18)	-
226122002	RCTC 2021 SER B SR BDS RES ACCT	02/15/2022	02/11/2022	02/15/2022	14316NAC3	PURCHASED PAR VALUE OF CARMAX AUTO OWNER 0.340% 12/15/25 /MTGSUS6SFIC BOFA SECS NEW YORK/215,000 PAR VALUE AT 98.48437674 %	215,000.00	0.98	-	(211,741.41)	211,741.41	-	-
226122002	RCTC 2021 SER B SR BDS RES ACCT	02/15/2022	02/11/2022	02/15/2022	14316NAC3	PURCHASED PAR VALUE OF CARMAX AUTO OWNER 0.340% 12/15/25 /BREAN CAPITAL LLC/130,000 PAR VALUE AT 98.48437692 %	130,000.00	0.98	-	(128,029.69)	128,029.69	-	-
226122002	RCTC 2021 SER B SR BDS RES ACCT	02/15/2022	02/11/2022	02/15/2022	14316NAC3	PURCHASED PAR VALUE OF CARMAX AUTO OWNER 0.340% 12/15/25 /STONEX FINANCIAL INC./BD RATES/45,000 PAR VALUE AT 98.48437778 %	45,000.00	0.98	-	(44,317.97)	44,317.97	-	-
226122002	RCTC 2021 SER B SR BDS RES ACCT	02/15/2022			14317CAA0	INTEREST EARNED ON CARMAX AUTO OWNER 0.29197% 2/15/23 $1 PV ON 60.8300 SHARES DUE 2/15/2022 $0.00017/PV ON 350,000.00 PV DUE 2/15/22	-	-	-	60.83	-	-	-
226122002	RCTC 2021 SER B SR BDS RES ACCT	02/15/2022	02/15/2022	02/15/2022	14317CAA0	PAID DOWN PAR VALUE OF CARMAX AUTO OWNER 0.29197% 2/15/23	(65,254.01)	-	-	65,254.01	(65,254.01)	-	-
226122002	RCTC 2021 SER B SR BDS RES ACCT	02/15/2022			161571HK3	INTEREST EARNED ON CHASE ISSUANCE 0.55173% 3/15/24 $1 PV ON 108.2900 SHARES DUE 2/15/2022 $0.00039/PV ON 275,000.00 PV DUE 2/15/22	-	-	-	108.29	-	-	-
226122002	RCTC 2021 SER B SR BDS RES ACCT	02/15/2022	02/15/2022	02/15/2022	3128MMT52	PAID DOWN PAR VALUE OF F H L M C GD G18571 2.500% 10/01/30 JANUARY FHLMC DUE 2/15/22	(2,657.89)	-	-	2,657.89	(2,766.22)	(108.33)	-
226122002	RCTC 2021 SER B SR BDS RES ACCT	02/15/2022			3128MMT52	INTEREST EARNED ON F H L M C GD G18571 2.500% 10/01/30 $1 PV ON 168.4200 SHARES DUE 2/15/2022 JANUARY FHLMC DUE 2/15/22	-	-	-	168.42	-	-	-
226122002	RCTC 2021 SER B SR BDS RES ACCT	02/15/2022	02/15/2022	02/15/2022	3128MMUL5	PAID DOWN PAR VALUE OF F H L M C GD G18586 2.500% 2/01/31 JANUARY FHLMC DUE 2/15/22	(2,059.26)	-	-	2,059.26	(2,131.31)	-	(72.05)
226122002	RCTC 2021 SER B SR BDS RES ACCT	02/15/2022			3128MMUL5	INTEREST EARNED ON F H L M C GD G18586 2.500% 2/01/31 $1 PV ON 163.1900 SHARES DUE 2/15/2022 JANUARY FHLMC DUE 2/15/22	-	-	-	163.19	-	-	-
226122002	RCTC 2021 SER B SR BDS RES ACCT	02/15/2022	02/15/2022	02/15/2022	31307NP40	PAID DOWN PAR VALUE OF F H L M C GD J32243 3.000% 7/01/30 JANUARY FHLMC DUE 2/15/22	(3,469.18)	-	-	3,469.18	(3,681.63)	-	(212.45)
226122002	RCTC 2021 SER B SR BDS RES ACCT	02/15/2022			31307NP40	INTEREST EARNED ON F H L M C GD J32243 3.000% 7/01/30 $1 PV ON 370.5400 SHARES DUE 2/15/2022 JANUARY FHLMC DUE 2/15/22	-	-	-	370.54	-	-	-
226122002	RCTC 2021 SER B SR BDS RES ACCT	02/15/2022			3137AQQE1	INTEREST EARNED ON F H L M C MLTCL MTG 1.500% 5/15/27 $1 PV ON 85.1600 SHARES DUE 2/15/2022 $0.00125/PV ON 68,126.24 PV DUE 2/15/22	-	-	-	85.16	-	-	-
226122002	RCTC 2021 SER B SR BDS RES ACCT	02/15/2022	02/15/2022	02/15/2022	3137AQQE1	PAID DOWN PAR VALUE OF F H L M C MLTCL MTG 1.500% 5/15/27	(1,962.04)	-	-	1,962.04	(1,990.14)	(14.27)	(13.83)
226122002	RCTC 2021 SER B SR BDS RES ACCT	02/15/2022			3137AYSH5	INTEREST EARNED ON F H L M C MLTCL MTG 1.750% 12/15/42 $1 PV ON 169.1000 SHARES DUE 2/15/2022 $0.00146/PV ON 115,957.33 PV DUE 2/15/22	-	-	-	169.10	-	-	-
226122002	RCTC 2021 SER B SR BDS RES ACCT	02/15/2022	02/15/2022	02/15/2022	3137AYSH5	PAID DOWN PAR VALUE OF F H L M C MLTCL MTG 1.750% 12/15/42	(2,798.87)	-	-	2,798.87	(2,857.10)	(58.23)	-

RIVERSIDE COUNTY TRANSPORTATION COMMISSION

91 CIP STAMP Portfolio Transaction Report by Account
Quarter ended March 31, 2022

Source Account	Account	Transaction Date	Trade Date	Settlement Date	CUSIP	Description	Units	Price	Miscellaneous Fees	Net Cash Amount	Federal Tax Cost Amount	Short Term Gain/Loss Amount	Long Term Gain/Loss Amount
226122002	RCTC 2021 SER B SR BDS RES ACCT	02/15/2022			3137B6DF5	INTEREST EARNED ON F H L M C MLTCL MTG 2.000% 11/15/26 $1 PV ON 85.2100 SHARES DUE 2/15/2022 $0.00167/PV ON 51,128.47 PV DUE 2/15/22	-	-	-	85.21	-	-	-
226122002	RCTC 2021 SER B SR BDS RES ACCT	02/15/2022	02/15/2022	02/15/2022	3137B6DF5	PAID DOWN PAR VALUE OF F H L M C MLTCL MTG 2.000% 11/15/26	(2,268.42)	-	-	2,268.42	(2,305.94)	(37.52)	-
226122002	RCTC 2021 SER B SR BDS RES ACCT	02/15/2022			3137B9RN7	INTEREST EARNED ON F H L M C MLTCL MTG 2.500% 12/15/27 $1 PV ON 145.1700 SHARES DUE 2/15/2022 $0.00208/PV ON 69,682.88 PV DUE 2/15/22	-	-	-	145.17	-	-	-
226122002	RCTC 2021 SER B SR BDS RES ACCT	02/15/2022	02/15/2022	02/15/2022	3137B9RN7	PAID DOWN PAR VALUE OF F H L M C MLTCL MTG 2.500% 12/15/27	(3,233.37)	-	-	3,233.37	(3,286.67)	(32.55)	(20.75)
226122002	RCTC 2021 SER B SR BDS RES ACCT	02/15/2022	02/15/2022	02/15/2022	31846V203	PURCHASED UNITS OF FIRST AM GOVT OB FD CL Y	79,690.81	1.00	-	(79,690.81)	79,690.81	-	-
226122002	RCTC 2021 SER B SR BDS RES ACCT	02/15/2022	02/15/2022	02/15/2022	31846V203	PURCHASED UNITS OF FIRST AM GOVT OB FD CL Y	191,372.98	1.00	-	(191,372.98)	191,372.98	-	-
226122002	RCTC 2021 SER B SR BDS RES ACCT	02/15/2022			345286AA6	INTEREST EARNED ON FORD CR AUTO OWN 0.23886% 2/15/23 $1 PV ON 51.0900 SHARES DUE 2/15/2022 $0.00015/PV ON 350,000.00 PV DUE 2/15/22	-	-	-	51.09	-	-	-
226122002	RCTC 2021 SER B SR BDS RES ACCT	02/15/2022	02/15/2022	02/15/2022	345286AA6	PAID DOWN PAR VALUE OF FORD CR AUTO OWN 0.23886% 2/15/23	(72,056.91)	-	-	72,056.91	(72,056.91)	-	-
226122002	RCTC 2021 SER B SR BDS RES ACCT	02/15/2022			34531KAD4	INTEREST EARNED ON FORD CREDIT AUTO 1.870% 3/15/24 $1 PV ON 821.4400 SHARES DUE 2/15/2022 $0.00156/PV ON 527,129.47 PV DUE 2/15/22	-	-	-	821.44	-	-	-
226122002	RCTC 2021 SER B SR BDS RES ACCT	02/15/2022	02/15/2022	02/15/2022	34531KAD4	PAID DOWN PAR VALUE OF FORD CREDIT AUTO 1.870% 3/15/24	(50,647.47)	-	-	50,647.47	(50,948.19)	(300.72)	-
226122002	RCTC 2021 SER B SR BDS RES ACCT	02/15/2022			34531RAD9	INTEREST EARNED ON FORD CREDIT AUTO LS 0.620% 8/15/23 $1 PV ON 72.3000 SHARES DUE 2/15/2022 $0.00052/PV ON 139,951.35 PV DUE 2/15/22	-	-	-	72.30	-	-	-
226122002	RCTC 2021 SER B SR BDS RES ACCT	02/15/2022	02/15/2022	02/15/2022	34531RAD9	PAID DOWN PAR VALUE OF FORD CREDIT AUTO LS 0.620% 8/15/23	(19,052.01)	-	-	19,052.01	(19,049.03)	2.98	-
226122002	RCTC 2021 SER B SR BDS RES ACCT	02/15/2022			34531RAF4	INTEREST EARNED ON FORD CREDIT AUTO LS 1.000% 11/15/23 $1 PV ON 342.5000 SHARES DUE 2/15/2022 $0.00083/PV ON 411,000.00 PV DUE 2/15/22	-	-	-	342.50	-	-	-
226122002	RCTC 2021 SER B SR BDS RES ACCT	02/15/2022	02/15/2022	02/15/2022	36176XE21	PAID DOWN PAR VALUE OF G N M A #778953 3.000% 3/15/27 JANUARY GNMA DUE 2/15/22	(6,133.73)	-	-	6,133.73	(6,318.76)	-	(185.03)
226122002	RCTC 2021 SER B SR BDS RES ACCT	02/15/2022			36176XE21	INTEREST EARNED ON G N M A #778953 3.000% 3/15/27 $1 PV ON 247.4600 SHARES DUE 2/15/2022 JANUARY GNMA DUE 2/15/22	-	-	-	247.46	-	-	-
226122002	RCTC 2021 SER B SR BDS RES ACCT	02/15/2022			44891RAB6	INTEREST EARNED ON HYUNDAI AUTO RECV TR 0.260% 9/15/23 $1 PV ON 72.6200 SHARES DUE 2/15/2022 $0.00022/PV ON 335,184.67 PV DUE 2/15/22	-	-	-	72.62	-	-	-
226122002	RCTC 2021 SER B SR BDS RES ACCT	02/15/2022	02/15/2022	02/15/2022	44891RAB6	PAID DOWN PAR VALUE OF HYUNDAI AUTO RECV TR 0.260% 9/15/23	(72,648.44)	-	-	72,648.44	(72,637.09)	11.35	-
226122002	RCTC 2021 SER B SR BDS RES ACCT	02/15/2022			477870AC3	INTEREST EARNED ON JOHN DEERE OWNER 2.210% 12/15/23 $1 PV ON 1051.6100 SHARES DUE 2/15/2022 $0.00184/PV ON 571,011.63 PV DUE 2/15/22	-	-	-	1,051.61	-	-	-
226122002	RCTC 2021 SER B SR BDS RES ACCT	02/15/2022	02/15/2022	02/15/2022	477870AC3	PAID DOWN PAR VALUE OF JOHN DEERE OWNER 2.210% 12/15/23	(109,809.87)	-	-	109,809.87	(110,496.18)	(686.31)	-
226122002	RCTC 2021 SER B SR BDS RES ACCT	02/15/2022			65479HAC1	INTEREST EARNED ON NISSAN AUTO 2.500% 11/15/23 $1 PV ON 295.1100 SHARES DUE 2/15/2022 $0.00208/PV ON 141,653.79 PV DUE 2/15/22	-	-	-	295.11	-	-	-
226122002	RCTC 2021 SER B SR BDS RES ACCT	02/15/2022	02/15/2022	02/15/2022	65479HAC1	PAID DOWN PAR VALUE OF NISSAN AUTO 2.500% 11/15/23	(17,591.88)	-	-	17,591.88	(17,748.35)	(156.47)	-
226122002	RCTC 2021 SER B SR BDS RES ACCT	02/15/2022			80285RAE8	INTEREST EARNED ON SANTANDER DRIVE 0.960% 11/15/24 $1 PV ON 142.8500 SHARES DUE 2/15/2022 $0.00080/PV ON 178,571.13 PV DUE 2/15/22	-	-	-	142.85	-	-	-
226122002	RCTC 2021 SER B SR BDS RES ACCT	02/15/2022	02/15/2022	02/15/2022	80285RAE8	PAID DOWN PAR VALUE OF SANTANDER DRIVE 0.960% 11/15/24	(48,682.78)	-	-	48,682.78	(48,742.49)	(59.71)	-
226122002	RCTC 2021 SER B SR BDS RES ACCT	02/15/2022			98162HAC4	INTEREST EARNED ON WORLD OMNI 1.700% 1/15/23 $1 PV ON 236.5300 SHARES DUE 2/15/2022 $0.00142/PV ON 166,961.97 PV DUE 2/15/22	-	-	-	236.53	-	-	-
226122002	RCTC 2021 SER B SR BDS RES ACCT	02/15/2022	02/15/2022	02/15/2022	98162HAC4	PAID DOWN PAR VALUE OF WORLD OMNI 1.700% 1/15/23	(15,031.44)	-	-	15,031.44	(15,158.27)	(126.83)	-
226122002	RCTC 2021 SER B SR BDS RES ACCT	02/15/2022			98162VAD1	INTEREST EARNED ON WORLD OMNI AUTO 2.590% 7/15/24 $1 PV ON 511.4600 SHARES DUE 2/15/2022 $0.00216/PV ON 236,971.13 PV DUE 2/15/22	-	-	-	511.46	-	-	-
226122002	RCTC 2021 SER B SR BDS RES ACCT	02/15/2022	02/15/2022	02/15/2022	98162VAD1	PAID DOWN PAR VALUE OF WORLD OMNI AUTO 2.590% 7/15/24	(29,969.08)	-	-	29,969.08	(30,161.07)	(191.99)	-
226122002	RCTC 2021 SER B SR BDS RES ACCT	02/15/2022			98164EAB1	INTEREST EARNED ON WORLD OMNI AUTO 0.170% 2/15/24 $1 PV ON 31.7600 SHARES DUE 2/15/2022 $0.00014/PV ON 224,164.58 PV DUE 2/15/22	-	-	-	31.76	-	-	-
226122002	RCTC 2021 SER B SR BDS RES ACCT	02/15/2022	02/15/2022	02/15/2022	98164EAB1	PAID DOWN PAR VALUE OF WORLD OMNI AUTO 0.170% 2/15/24	(39,707.08)	-	-	39,707.08	(39,688.47)	18.61	-
226122002	RCTC 2021 SER B SR BDS RES ACCT	02/16/2022				CASH DISBURSEMENT TRANSFER TO PRINCIPAL 1	-	-	-	(1,242.37)	-	-	-
226122002	RCTC 2021 SER B SR BDS RES ACCT	02/16/2022				CASH RECEIPT TRANSFER FROM INCOME 1	-	-	-	1,242.37	-	-	-
226122002	RCTC 2021 SER B SR BDS RES ACCT	02/16/2022	02/14/2022	02/16/2022	14315PAD7	PURCHASED PAR VALUE OF CARMAX AUTO OWNER 2.180% 8/15/24 /TORONTO DOMINION SECURITIES (U/382,954.9 PAR VALUE AT 100.55078092 %	382,954.90	1.01	-	(385,064.14)	385,064.14	-	-
226122002	RCTC 2021 SER B SR BDS RES ACCT	02/16/2022		02/16/2022	14315PAD7	PAID ACCRUED INTEREST ON PURCHASE OF CARMAX AUTO OWNER 2.180% 8/15/24	-	-	-	(23.19)	-	-	-
226122002	RCTC 2021 SER B SR BDS RES ACCT	02/16/2022	02/16/2022	02/16/2022	31846V203	SOLD UNITS OF FIRST AM GOVT OB FD CL Y	(388,672.58)	1.00	-	388,672.58	(388,672.58)	-	-
226122002	RCTC 2021 SER B SR BDS RES ACCT	02/16/2022	02/16/2022	02/16/2022	31846V203	SOLD UNITS OF FIRST AM GOVT OB FD CL Y	(342,285.13)	1.00	-	342,285.13	(342,285.13)	-	-
226122002	RCTC 2021 SER B SR BDS RES ACCT	02/16/2022	02/16/2022	02/16/2022	380140AB9	PAID DOWN PAR VALUE OF GM FIN CONS AUTO 0.210% 8/16/24	(42,716.64)	-	-	42,716.64	(42,613.19)	103.45	-
226122002	RCTC 2021 SER B SR BDS RES ACCT	02/16/2022			380140AB9	INTEREST EARNED ON GM FIN CONS AUTO 0.210% 8/16/24 $1 PV ON 85.5600 SHARES DUE 2/16/2022 $0.00018/PV ON 488,922.21 PV DUE 2/16/22	-	-	-	85.56	-	-	-
226122002	RCTC 2021 SER B SR BDS RES ACCT	02/16/2022			38376V2E6	INTEREST EARNED ON G N M A GTD REMIC 4.000% 7/16/39 $1 PV ON 198.1200 SHARES DUE 2/16/2022 $0.00333/PV ON 59,435.77 PV DUE 2/16/22	-	-	-	198.12	-	-	-
226122002	RCTC 2021 SER B SR BDS RES ACCT	02/16/2022	02/16/2022	02/16/2022	38376V2E6	PAID DOWN PAR VALUE OF G N M A GTD REMIC 4.000% 7/16/39	(2,085.83)	-	-	2,085.83	(2,181.65)	(95.82)	-
226122002	RCTC 2021 SER B SR BDS RES ACCT	02/16/2022			38378XP62	INTEREST EARNED ON G N M A GTD REMIC 2.500% 5/16/55 $1 PV ON 241.8300 SHARES DUE 2/16/2022 $0.00208/PV ON 116,076.63 PV DUE 2/16/22	-	-	-	241.83	-	-	-
226122002	RCTC 2021 SER B SR BDS RES ACCT	02/16/2022	02/16/2022	02/16/2022	38378XP62	PAID DOWN PAR VALUE OF G N M A GTD REMIC 2.500% 5/16/55	(937.78)	-	-	937.78	(947.58)	-	(9.80)
226122002	RCTC 2021 SER B SR BDS RES ACCT	02/16/2022	02/16/2022	02/16/2022	63743DBG5	MATURED PAR VALUE OF NATIONAL RURAL UTILS C P 2/16/22 725,000 PAR VALUE AT 100 %	(725,000.00)	1.00	-	724,876.75	(724,876.75)	-	-
226122002	RCTC 2021 SER B SR BDS RES ACCT	02/16/2022			63743DBG5	INTEREST EARNED ON NATIONAL RURAL UTILS C P 2/16/22 $1 PV ON 725000.0000 SHARES DUE 2/16/2022 725,000 PAR VALUE AT 100 %	-	-	-	123.25	-	-	-

RIVERSIDE COUNTY TRANSPORTATION COMMISSION

91 CIP STAMP Portfolio Transaction Report by Account
Quarter ended March 31, 2022

Source Account	Account	Transaction Date	Trade Date	Settlement Date	CUSIP	Description	Units	Price	Miscellaneous Fees	Net Cash Amount	Federal Tax Cost Amount	Short Term Gain/Loss Amount	Long Term Gain/Loss Amount
226122002	RCTC 2021 SER B SR BDS RES ACCT	02/16/2022	02/14/2022	02/16/2022	80285WAF4	PURCHASED PAR VALUE OF SANTANDER DRIVE 1.120% 12/15/25 /TORONTO DOMINION SECURITIES (U/350,000 PAR VALUE AT 99.85546857 %	350,000.00	1.00	-	(349,494.14)	349,494.14	-	-
226122002	RCTC 2021 SER B SR BDS RES ACCT	02/16/2022		02/16/2022	80285WAF4	PAID ACCRUED INTEREST ON PURCHASE OF SANTANDER DRIVE 1.120% 12/15/25	-	-	-	(10.89)	-	-	-
226122002	RCTC 2021 SER B SR BDS RES ACCT	02/16/2022	02/08/2022	02/16/2022	98164GAA8	PURCHASED PAR VALUE OF WORLD OMNI AUTO 0.39629% 2/15/23 /BARCUS3B BARCLAYS CAP WHIPPANY/350,000 PAR VALUE AT 100 %	350,000.00	1.00	-	(350,000.00)	350,000.00	-	-
226122002	RCTC 2021 SER B SR BDS RES ACCT	02/17/2022				CASH DISBURSEMENT TRANSFER TO PRINCIPAL 1	-	-	-	(331.12)	-	-	-
226122002	RCTC 2021 SER B SR BDS RES ACCT	02/17/2022				CASH RECEIPT TRANSFER FROM INCOME 1	-	-	-	331.12	-	-	-
226122002	RCTC 2021 SER B SR BDS RES ACCT	02/17/2022			02530KBH2	INTEREST EARNED ON AMERICAN CRYSTAL SUGAR C P 2/17/22 $1 PV ON 750000.0000 SHARES DUE 2/17/2022 750,000 PAR VALUE AT 100 %	-	-	-	268.75	-	-	-
226122002	RCTC 2021 SER B SR BDS RES ACCT	02/17/2022	02/17/2022	02/17/2022	02530KBH2	MATURED PAR VALUE OF AMERICAN CRYSTAL SUGAR C P 2/17/22 750,000 PAR VALUE AT 100 %	(750,000.00)	1.00	-	749,731.25	(749,731.25)	-	-
226122002	RCTC 2021 SER B SR BDS RES ACCT	02/17/2022	02/17/2022	02/17/2022	31846V203	PURCHASED UNITS OF FIRST AM GOVT OB FD CL Y	417,631.11	1.00	-	(417,631.11)	417,631.11	-	-
226122002	RCTC 2021 SER B SR BDS RES ACCT	02/17/2022	02/17/2022	02/17/2022	31846V203	PURCHASED UNITS OF FIRST AM GOVT OB FD CL Y	750,000.00	1.00	-	(750,000.00)	750,000.00	-	-
226122002	RCTC 2021 SER B SR BDS RES ACCT	02/18/2022				CASH DISBURSEMENT TRANSFER TO PRINCIPAL 1	-	-	-	(25.15)	-	-	-
226122002	RCTC 2021 SER B SR BDS RES ACCT	02/18/2022				CASH RECEIPT TRANSFER FROM INCOME 1	-	-	-	25.15	-	-	-
226122002	RCTC 2021 SER B SR BDS RES ACCT	02/18/2022			03066NAD6	INTEREST EARNED ON AMERICREDIT 2.06001% 4/18/24 $1 PV ON 972.3500 SHARES DUE 2/18/2022 $0.00172/PV ON 566,412.56 PV DUE 2/18/22	-	-	-	972.35	-	-	-
226122002	RCTC 2021 SER B SR BDS RES ACCT	02/18/2022	02/18/2022	02/18/2022	03066NAD6	PAID DOWN PAR VALUE OF AMERICREDIT 2.06001% 4/18/24	(124,211.89)	-	-	124,211.89	(124,619.46)	(407.57)	-
226122002	RCTC 2021 SER B SR BDS RES ACCT	02/18/2022	02/18/2022	02/18/2022	31846V203	PURCHASED UNITS OF FIRST AM GOVT OB FD CL Y	125,184.24	1.00	-	(125,184.24)	125,184.24	-	-
226122002	RCTC 2021 SER B SR BDS RES ACCT	02/22/2022				CASH DISBURSEMENT TRANSFER TO PRINCIPAL 1	-	-	-	(2,067.49)	-	-	-
226122002	RCTC 2021 SER B SR BDS RES ACCT	02/22/2022				CASH RECEIPT TRANSFER FROM INCOME 1	-	-	-	2,067.49	-	-	-
226122002	RCTC 2021 SER B SR BDS RES ACCT	02/22/2022		02/22/2022	14314QAC8	PAID ACCRUED INTEREST ON PURCHASE OF CARMAX AUTO OWN 0.520% 2/17/26	-	-	-	(25.28)	-	-	-
226122002	RCTC 2021 SER B SR BDS RES ACCT	02/22/2022	02/17/2022	02/22/2022	14314QAC8	PURCHASED PAR VALUE OF CARMAX AUTO OWN 0.520% 2/17/26 /MTGSUS6SFIC BOFA SECS NEW YORK/250,000 PAR VALUE AT 98.441408 %	250,000.00	0.98	-	(246,103.52)	246,103.52	-	-
226122002	RCTC 2021 SER B SR BDS RES ACCT	02/22/2022	02/17/2022	02/22/2022	17305EGM1	PURCHASED PAR VALUE OF CITIBANK CREDIT CARD 3.290% 5/23/25 /MTGSUS6SFIC BOFA SECS NEW YORK/200,000 PAR VALUE AT 102.222655 %	200,000.00	1.02	-	(204,445.31)	204,445.31	-	-
226122002	RCTC 2021 SER B SR BDS RES ACCT	02/22/2022		02/22/2022	17305EGM1	PAID ACCRUED INTEREST ON PURCHASE OF CITIBANK CREDIT CARD 3.290% 5/23/25	-	-	-	(1,626.72)	-	-	-
226122002	RCTC 2021 SER B SR BDS RES ACCT	02/22/2022	02/16/2022	02/22/2022	3137BQBZ9	PURCHASED PAR VALUE OF F H L M C MLTCL MTG 2.406% 3/25/23 /HILLTOP SECURITIES INC./149,000 PAR VALUE AT 100.78124832 %	149,000.00	1.01	-	(150,164.06)	150,164.06	-	-
226122002	RCTC 2021 SER B SR BDS RES ACCT	02/22/2022		02/22/2022	3137BQBZ9	PAID ACCRUED INTEREST ON PURCHASE OF F H L M C MLTCL MTG 2.406% 3/25/23	-	-	-	(209.12)	-	-	-
226122002	RCTC 2021 SER B SR BDS RES ACCT	02/22/2022	02/22/2022	02/22/2022	31846V203	SOLD UNITS OF FIRST AM GOVT OB FD CL Y	(510,539.81)	1.00	-	510,539.81	(510,539.81)	-	-
226122002	RCTC 2021 SER B SR BDS RES ACCT	02/22/2022	02/22/2022	02/22/2022	31846V203	PURCHASED UNITS OF FIRST AM GOVT OB FD CL Y	3,395.02	1.00	-	(3,395.02)	3,395.02	-	-
226122002	RCTC 2021 SER B SR BDS RES ACCT	02/22/2022	02/20/2022	02/22/2022	36179MU32	PAID DOWN PAR VALUE OF G N M A I I #MA0602 3.000% 12/20/27 JANUARY GNMA DUE 2/20/22	(2,030.63)	-	-	2,030.63	(2,102.12)	-	(71.49)
226122002	RCTC 2021 SER B SR BDS RES ACCT	02/22/2022			36179MU32	INTEREST EARNED ON G N M A I I #MA0602 3.000% 12/20/27 $1 PV ON 146.5100 SHARES DUE 2/20/2022 JANUARY GNMA DUE 2/20/22	-	-	-	146.51	-	-	-
226122002	RCTC 2021 SER B SR BDS RES ACCT	02/22/2022			36179NAH1	INTEREST EARNED ON G N M A I I #MA0908 2.500% 4/20/28 $1 PV ON 196.3400 SHARES DUE 2/20/2022 P & I DUE 2/20/22	-	-	-	196.34	-	-	-
226122002	RCTC 2021 SER B SR BDS RES ACCT	02/22/2022	02/20/2022	02/22/2022	36179NAH1	PAID DOWN PAR VALUE OF G N M A I I #MA0908 2.500% 4/20/28 P & I DUE 2/20/22	(2,474.94)	-	-	2,474.94	(2,560.02)	(85.08)	-
226122002	RCTC 2021 SER B SR BDS RES ACCT	02/22/2022	02/20/2022	02/22/2022	36179NHK7	PAID DOWN PAR VALUE OF G N M A I I #MA1134 3.000% 7/20/28 JANUARY GNMA DUE 2/20/22	(2,562.90)	-	-	2,562.90	(2,632.61)	-	(69.71)
226122002	RCTC 2021 SER B SR BDS RES ACCT	02/22/2022			36179NHK7	INTEREST EARNED ON G N M A I I #MA1134 3.000% 7/20/28 $1 PV ON 256.3900 SHARES DUE 2/20/2022 JANUARY GNMA DUE 2/20/22	-	-	-	256.39	-	-	-
226122002	RCTC 2021 SER B SR BDS RES ACCT	02/22/2022	02/20/2022	02/22/2022	36179RHM4	PAID DOWN PAR VALUE OF G N M A I I #MA2936 3.500% 7/20/30 JANUARY GNMA DUE 2/20/22	(1,095.74)	-	-	1,095.74	(1,145.70)	-	(49.96)
226122002	RCTC 2021 SER B SR BDS RES ACCT	02/22/2022			36179RHM4	INTEREST EARNED ON G N M A I I #MA2936 3.500% 7/20/30 $1 PV ON 158.9100 SHARES DUE 2/20/2022 JANUARY GNMA DUE 2/20/22	-	-	-	158.91	-	-	-
226122002	RCTC 2021 SER B SR BDS RES ACCT	02/22/2022	02/20/2022	02/22/2022	36179TF83	PAID DOWN PAR VALUE OF G N M A I I #MA4691 3.500% 9/20/32 JANUARY GNMA DUE 2/20/22	(1,085.99)	-	-	1,085.99	(1,141.27)	-	(55.28)
226122002	RCTC 2021 SER B SR BDS RES ACCT	02/22/2022			36179TF83	INTEREST EARNED ON G N M A I I #MA4691 3.500% 9/20/32 $1 PV ON 152.1600 SHARES DUE 2/20/2022 JANUARY GNMA DUE 2/20/22	-	-	-	152.16	-	-	-
226122002	RCTC 2021 SER B SR BDS RES ACCT	02/22/2022			36259PAD8	INTEREST EARNED ON GM FIN AUTO LEASE 0.800% 7/20/23 $1 PV ON 150.0400 SHARES DUE 2/20/2022 $0.00067/PV ON 225,058.26 PV DUE 2/20/22	-	-	-	150.04	-	-	-
226122002	RCTC 2021 SER B SR BDS RES ACCT	02/22/2022	02/20/2022	02/22/2022	36259PAD8	PAID DOWN PAR VALUE OF GM FIN AUTO LEASE 0.800% 7/20/23	(20,828.79)	-	-	20,828.79	(20,846.69)	(17.90)	-
226122002	RCTC 2021 SER B SR BDS RES ACCT	02/22/2022			38376WA62	INTEREST EARNED ON G N M A GTD REMIC 4.000% 10/20/39 $1 PV ON 257.6300 SHARES DUE 2/20/2022 $0.00333/PV ON 77,291.42 PV DUE 2/20/22	-	-	-	257.63	-	-	-
226122002	RCTC 2021 SER B SR BDS RES ACCT	02/22/2022	02/20/2022	02/22/2022	38376WA62	PAID DOWN PAR VALUE OF G N M A GTD REMIC 4.000% 10/20/39	(2,897.77)	-	-	2,897.77	(2,440.17)	-	457.60
226122002	RCTC 2021 SER B SR BDS RES ACCT	02/22/2022			38378FRB8	INTEREST EARNED ON G N M A GTD REMIC 2.000% 7/20/42 $1 PV ON 174.8500 SHARES DUE 2/20/2022 $0.00167/PV ON 104,907.15 PV DUE 2/20/22	-	-	-	174.85	-	-	-
226122002	RCTC 2021 SER B SR BDS RES ACCT	02/22/2022	02/20/2022	02/22/2022	38378FRB8	PAID DOWN PAR VALUE OF G N M A GTD REMIC 2.000% 7/20/42	(2,515.41)	-	-	2,515.41	(2,478.47)	-	36.94
226122002	RCTC 2021 SER B SR BDS RES ACCT	02/22/2022			404280CZ0	INTEREST EARNED ON HSBC HLDGS PLC 0.00001% 11/22/24 $1 PV ON 450000.0000 SHARES DUE 2/22/2022	-	-	-	723.74	-	-	-
226122002	RCTC 2021 SER B SR BDS RES ACCT	02/22/2022			92347YAA2	INTEREST EARNED ON VERIZON OWNER TRUST 2.930% 9/20/23 $1 PV ON 577.6000 SHARES DUE 2/20/2022 $0.00244/PV ON 236,561.46 PV DUE 2/20/22	-	-	-	577.60	-	-	-
226122002	RCTC 2021 SER B SR BDS RES ACCT	02/22/2022	02/20/2022	02/22/2022	92347YAA2	PAID DOWN PAR VALUE OF VERIZON OWNER TRUST 2.930% 9/20/23	(56,060.71)	-	-	56,060.71	(56,376.05)	(315.34)	-

RIVERSIDE COUNTY TRANSPORTATION COMMISSION

91 CIP STAMP Portfolio Transaction Report by Account
Quarter ended March 31, 2022

Source Account	Account	Transaction Date	Trade Date	Settlement Date	CUSIP	Description	Units	Price	Miscellaneous Fees	Net Cash Amount	Federal Tax Cost Amount	Short Term Gain/Loss Amount	Long Term Gain/Loss Amount
226122002	RCTC 2021 SER B SR BDS RES ACCT	02/22/2022			92347YAC8	INTEREST EARNED ON VERIZON OWNER TRUST 3.020% 9/20/23 $1 PV ON 1082.1700 SHARES DUE 2/20/2022 $0.00252/PV ON 430,000.00 PV DUE 2/20/22	-	-	-	1,082.17	-	-	-
226122002	RCTC 2021 SER B SR BDS RES ACCT	02/23/2022				CASH DISBURSEMENT TRANSFER TO PRINCIPAL 1	-	-	-	(920.08)	-	-	-
226122002	RCTC 2021 SER B SR BDS RES ACCT	02/23/2022				CASH RECEIPT TRANSFER FROM INCOME 1	-	-	-	920.08	-	-	-
226122002	RCTC 2021 SER B SR BDS RES ACCT	02/23/2022	02/23/2022	02/23/2022	31846V203	SOLD UNITS OF FIRST AM GOVT OB FD CL Y	(775,000.00)	1.00	-	775,000.00	(775,000.00)	-	-
226122002	RCTC 2021 SER B SR BDS RES ACCT	02/23/2022	02/15/2022	02/23/2022	36265MAA3	PURCHASED PAR VALUE OF GM FIN AUTO LSNG 0.57055% 2/21/23 /BARCUS3B BARCLAYS CAP WHIPPANY/375,000 PAR VALUE AT 100 %	375,000.00	1.00	-	(375,000.00)	375,000.00	-	-
226122002	RCTC 2021 SER B SR BDS RES ACCT	02/23/2022	02/16/2022	02/23/2022	65479QAA5	PURCHASED PAR VALUE OF NISSAN AT REC OWNR 0.00001% 3/15/23 /MHSCUS33 MIZUHO SECS USA NY/400,000 PAR VALUE AT 100 %	400,000.00	1.00	-	(400,000.00)	400,000.00	-	-
226122002	RCTC 2021 SER B SR BDS RES ACCT	02/25/2022				CASH DISBURSEMENT TRANSFER TO PRINCIPAL 1	-	-	-	(2,857.97)	-	-	-
226122002	RCTC 2021 SER B SR BDS RES ACCT	02/25/2022				CASH RECEIPT TRANSFER FROM INCOME 1	-	-	-	2,857.97	-	-	-
226122002	RCTC 2021 SER B SR BDS RES ACCT	02/25/2022	02/25/2022	02/25/2022	3132A9T64	PAID DOWN PAR VALUE OF F H L M C #ZS8673 3.000% 10/01/32 JANUARY FHLMC DUE 2/25/22	(2,591.86)	-	-	2,591.86	(2,700.89)	-	(109.03)
226122002	RCTC 2021 SER B SR BDS RES ACCT	02/25/2022			3132A9T64	INTEREST EARNED ON F H L M C #ZS8673 3.000% 10/01/32 $1 PV ON 236.7500 SHARES DUE 2/25/2022 JANUARY FHLMC DUE 2/25/22	-	-	-	236.75	-	-	-
226122002	RCTC 2021 SER B SR BDS RES ACCT	02/25/2022	02/25/2022	02/25/2022	3132AEF68	PAID DOWN PAR VALUE OF F H L M C #ZT1989 3.500% 1/01/33 JANUARY FHLMC DUE 2/25/22	(2,697.25)	-	-	2,697.25	(2,898.22)	(90.32)	(110.65)
226122002	RCTC 2021 SER B SR BDS RES ACCT	02/25/2022			3132AEF68	INTEREST EARNED ON F H L M C #ZT1989 3.500% 1/01/33 $1 PV ON 337.0500 SHARES DUE 2/25/2022 JANUARY FHLMC DUE 2/25/22	-	-	-	337.05	-	-	-
226122002	RCTC 2021 SER B SR BDS RES ACCT	02/25/2022			3132D9C93	INTEREST EARNED ON F H L M C #SC0096 3.000% 10/01/40 $1 PV ON 360.6600 SHARES DUE 2/25/2022 JANUARY FHLMC DUE 2/25/22	-	-	-	360.66	-	-	-
226122002	RCTC 2021 SER B SR BDS RES ACCT	02/25/2022	02/25/2022	02/25/2022	3132D9C93	PAID DOWN PAR VALUE OF F H L M C #SC0096 3.000% 10/01/40 JANUARY FHLMC DUE 2/25/22	(1,953.91)	-	-	1,953.91	(2,071.86)	(117.95)	-
226122002	RCTC 2021 SER B SR BDS RES ACCT	02/25/2022			3136ADZA0	INTEREST EARNED ON F N M A GTD REMIC 1.250% 4/25/28 $1 PV ON 82.4800 SHARES DUE 2/25/2022 $0.00104/PV ON 79,179.04 PV DUE 2/25/22	-	-	-	82.48	-	-	-
226122002	RCTC 2021 SER B SR BDS RES ACCT	02/25/2022	02/25/2022	02/25/2022	3136ADZA0	PAID DOWN PAR VALUE OF F N M A GTD REMIC 1.250% 4/25/28	(1,631.71)	-	-	1,631.71	(1,647.69)	-	(15.98)
226122002	RCTC 2021 SER B SR BDS RES ACCT	02/25/2022			3136AQZK9	INTEREST EARNED ON F N M A GTD REMIC 2.000% 11/25/31 $1 PV ON 95.9600 SHARES DUE 2/25/2022 $0.00167/PV ON 57,575.39 PV DUE 2/25/22	-	-	-	95.96	-	-	-
226122002	RCTC 2021 SER B SR BDS RES ACCT	02/25/2022	02/25/2022	02/25/2022	3136AQZK9	PAID DOWN PAR VALUE OF F N M A GTD REMIC 2.000% 11/25/31	(1,537.41)	-	-	1,537.41	(1,579.06)	(41.65)	-
226122002	RCTC 2021 SER B SR BDS RES ACCT	02/25/2022			3137AUPE3	INTEREST EARNED ON F H L M C MLTCL MT 2.396% 6/25/22 $1 PV ON 275.8000 SHARES DUE 2/25/2022 $0.00200/PV ON 138,129.08 PV DUE 2/25/22	-	-	-	275.80	-	-	-
226122002	RCTC 2021 SER B SR BDS RES ACCT	02/25/2022	02/25/2022	02/25/2022	3137AUPE3	PAID DOWN PAR VALUE OF F H L M C MLTCL MT 2.396% 6/25/22	(9,536.96)	-	-	9,536.96	(9,276.88)	-	260.08
226122002	RCTC 2021 SER B SR BDS RES ACCT	02/25/2022	02/22/2022	02/25/2022	3137B1UG5	PURCHASED PAR VALUE OF F H L M C MLTCL MTG 2.637% 1/25/23 /TORONTO DOMINION SECURITIES (U/175,000 PAR VALUE AT 100.94531429 %	175,000.00	1.01	-	(176,654.30)	176,654.30	-	-
226122002	RCTC 2021 SER B SR BDS RES ACCT	02/25/2022		02/25/2022	3137B1UG5	PAID ACCRUED INTEREST ON PURCHASE OF F H L M C MLTCL MTG 2.637% 1/25/23	-	-	-	(307.65)	-	-	-
226122002	RCTC 2021 SER B SR BDS RES ACCT	02/25/2022			3137BLUR7	INTEREST EARNED ON F H L M C MLTCL MT 2.716% 6/25/22 $1 PV ON 780.4300 SHARES DUE 2/25/2022 $0.00226/PV ON 344,813.73 PV DUE 2/25/22	-	-	-	780.43	-	-	-
226122002	RCTC 2021 SER B SR BDS RES ACCT	02/25/2022	02/25/2022	02/25/2022	3137BLUR7	PAID DOWN PAR VALUE OF F H L M C MLTCL MT 2.716% 6/25/22	(76,470.58)	7.85	-	76,470.58	(77,062.03)	(591.45)	-
226122002	RCTC 2021 SER B SR BDS RES ACCT	02/25/2022			3137FBAB2	INTEREST EARNED ON F H L M C MLTCL MT 2.77704% 8/25/27 $1 PV ON 303.8000 SHARES DUE 2/25/2022 $0.00253/PV ON 120,000.00 PV DUE 2/25/22	-	-	-	303.80	-	-	-
226122002	RCTC 2021 SER B SR BDS RES ACCT	02/25/2022			3137FBAJ5	INTEREST EARNED ON F H L M C MLTCL MT 3.52704% 8/25/27 $1 PV ON 546.8300 SHARES DUE 2/25/2022 $0.00273/PV ON 200,000.00 PV DUE 2/25/22	-	-	-	546.83	-	-	-
226122002	RCTC 2021 SER B SR BDS RES ACCT	02/25/2022	02/25/2022	02/25/2022	3137FMD66	PAID DOWN PAR VALUE OF F H L M C MLTCL MT 2.283% 5/25/26	(198.27)	-	-	198.27	(269.67)	-	(71.40)
226122002	RCTC 2021 SER B SR BDS RES ACCT	02/25/2022			3137FMD66	INTEREST EARNED ON F H L M C MLTCL MT 2.283% 5/25/26 $1 PV ON 35.9700 SHARES DUE 2/25/2022 $0.00190/PV ON 18,905.63 PV DUE 2/25/22	-	-	-	35.97	-	-	-
226122002	RCTC 2021 SER B SR BDS RES ACCT	02/25/2022			3137FNAD2	INTEREST EARNED ON F H L M C MLTCL MT 2.87496% 11/25/28 $1 PV ON 284.3200 SHARES DUE 2/25/2022 $0.00219/PV ON 129,677.98 PV DUE 2/25/22	-	-	-	284.32	-	-	-
226122002	RCTC 2021 SER B SR BDS RES ACCT	02/25/2022	02/25/2022	02/25/2022	3137FNAD2	PAID DOWN PAR VALUE OF F H L M C MLTCL MT 2.87496% 11/25/28	(170.09)	-	-	170.09	(172.94)	-	(2.85)
226122002	RCTC 2021 SER B SR BDS RES ACCT	02/25/2022			3137FPJF3	INTEREST EARNED ON F H L M C MLTCL MT 2.258% 6/25/29 $1 PV ON 332.1000 SHARES DUE 2/25/2022 $0.00188/PV ON 176,493.14 PV DUE 2/25/22	-	-	-	332.10	-	-	-
226122002	RCTC 2021 SER B SR BDS RES ACCT	02/25/2022	02/25/2022	02/25/2022	3137FPJF3	PAID DOWN PAR VALUE OF F H L M C MLTCL MT 2.258% 6/25/29	(385.95)	-	-	385.95	(388.27)	-	(2.32)
226122002	RCTC 2021 SER B SR BDS RES ACCT	02/25/2022			3137FQ3Y7	INTEREST EARNED ON F H L M C MLTCL MT 2.51196% 7/25/29 $1 PV ON 323.1500 SHARES DUE 2/25/2022 $0.00183/PV ON 177,069.57 PV DUE 2/25/22	-	-	-	323.15	-	-	-
226122002	RCTC 2021 SER B SR BDS RES ACCT	02/25/2022	02/25/2022	02/25/2022	3137FQ3Y7	PAID DOWN PAR VALUE OF F H L M C MLTCL MT 2.51196% 7/25/29	(438.23)	-	-	438.23	(439.36)	-	(1.13)
226122002	RCTC 2021 SER B SR BDS RES ACCT	02/25/2022			3137FWHY9	INTEREST EARNED ON F H L M C MLTCL 0.826% 9/25/30 $1 PV ON 127.1400 SHARES DUE 2/25/2022 $0.00069/PV ON 184,628.79 PV DUE 2/25/22	-	-	-	127.14	-	-	-
226122002	RCTC 2021 SER B SR BDS RES ACCT	02/25/2022	02/25/2022	02/25/2022	3137FWHY9	PAID DOWN PAR VALUE OF F H L M C MLTCL 0.826% 9/25/30	(1,000.90)	-	-	1,000.90	(995.90)	-	5.00
226122002	RCTC 2021 SER B SR BDS RES ACCT	02/25/2022	02/25/2022	02/25/2022	3138LFGP7	PAID DOWN PAR VALUE OF F N M A #AN2905 2.550% 10/01/28 JANUARY FNMA DUE 2/25/22	(389.74)	-	-	389.74	(400.44)	-	(10.70)
226122002	RCTC 2021 SER B SR BDS RES ACCT	02/25/2022			3138LFGP7	INTEREST EARNED ON F N M A #AN2905 2.550% 10/01/28 $1 PV ON 590.8500 SHARES DUE 2/25/2022 JANUARY FNMA DUE 2/25/22	-	-	-	590.85	-	-	-
226122002	RCTC 2021 SER B SR BDS RES ACCT	02/25/2022	02/25/2022	02/25/2022	3140J6FU6	PAID DOWN PAR VALUE OF F N M A #BM1978 3.000% 10/01/32 JANUARY FNMA DUE 2/25/22	(1,425.89)	-	-	1,425.89	(1,504.54)	-	(78.65)
226122002	RCTC 2021 SER B SR BDS RES ACCT	02/25/2022			3140J6FU6	INTEREST EARNED ON F N M A #BM1978 3.000% 10/01/32 $1 PV ON 175.3300 SHARES DUE 2/25/2022 JANUARY FNMA DUE 2/25/22	-	-	-	175.33	-	-	-
226122002	RCTC 2021 SER B SR BDS RES ACCT	02/25/2022	02/25/2022	02/25/2022	3140X4H90	PAID DOWN PAR VALUE OF F N M A #FM1155 2.500% 6/01/32 JANUARY FNMA DUE 2/25/22	(2,766.42)	-	-	2,766.42	(2,899.34)	-	(132.92)

RIVERSIDE COUNTY TRANSPORTATION COMMISSION

91 CIP STAMP Portfolio Transaction Report by Account
Quarter ended March 31, 2022

Source Account	Account	Transaction Date	Trade Date	Settlement Date	CUSIP	Description	Units	Price	Miscellaneous Fees	Net Cash Amount	Federal Tax Cost Amount	Short Term Gain/Loss Amount	Long Term Gain/Loss Amount
226122002	RCTC 2021 SER B SR BDS RES ACCT	02/25/2022			3140X4H90	INTEREST EARNED ON F N M A #FM1155 2.500% 6/01/32 $1 PV ON 231.7000 SHARES DUE 2/25/2022 JANUARY FNMA DUE 2/25/22	-	-	-	231.70	-	-	-
226122002	RCTC 2021 SER B SR BDS RES ACCT	02/25/2022	02/25/2022	02/25/2022	3140X7LS6	PAID DOWN PAR VALUE OF F N M A #FM3936 2.500% 8/01/35 JANUARY FNMA DUE 2/25/22	(2,064.91)	-	-	2,064.91	(2,161.14)	(96.23)	-
226122002	RCTC 2021 SER B SR BDS RES ACCT	02/25/2022			3140X7LS6	INTEREST EARNED ON F N M A #FM3936 2.500% 8/01/35 $1 PV ON 209.7100 SHARES DUE 2/25/2022 JANUARY FNMA DUE 2/25/22	-	-	-	209.71	-	-	-
226122002	RCTC 2021 SER B SR BDS RES ACCT	02/25/2022	02/25/2022	02/25/2022	31417YKF3	PAID DOWN PAR VALUE OF F N M A #MA0293 4.500% 1/01/30 JANUARY FNMA DUE 2/25/22	(982.23)	-	-	982.23	(512.88)	-	469.35
226122002	RCTC 2021 SER B SR BDS RES ACCT	02/25/2022			31417YKF3	INTEREST EARNED ON F N M A #MA0293 4.500% 1/01/30 $1 PV ON 245.1000 SHARES DUE 2/25/2022 JANUARY FNMA DUE 2/25/22	-	-	-	245.10	-	-	-
226122002	RCTC 2021 SER B SR BDS RES ACCT	02/25/2022			31418DQ47	INTEREST EARNED ON F N M A #MA4074 2.000% 6/01/35 $1 PV ON 260.1600 SHARES DUE 2/25/2022 P & I DUE 02/25/22	-	-	-	260.16	-	-	-
226122002	RCTC 2021 SER B SR BDS RES ACCT	02/25/2022	02/25/2022	02/25/2022	31418DQ47	PAID DOWN PAR VALUE OF F N M A #MA4074 2.000% 6/01/35 P & I DUE 02/25/22	(2,739.13)	-	-	2,739.13	(2,826.24)	(14.82)	(72.29)
226122002	RCTC 2021 SER B SR BDS RES ACCT	02/25/2022	02/25/2022	02/25/2022	31418DVU3	PAID DOWN PAR VALUE OF F N M A #MA4226 2.000% 12/01/30 JANUARY FNMA DUE 2/25/22	(3,338.43)	-	-	3,338.43	(3,465.36)	-	(126.93)
226122002	RCTC 2021 SER B SR BDS RES ACCT	02/25/2022			31418DVU3	INTEREST EARNED ON F N M A #MA4226 2.000% 12/01/30 $1 PV ON 223.7700 SHARES DUE 2/25/2022 JANUARY FNMA DUE 2/25/22	-	-	-	223.77	-	-	-
226122002	RCTC 2021 SER B SR BDS RES ACCT	02/25/2022	02/25/2022	02/25/2022	31418DXH0	PAID DOWN PAR VALUE OF F N M A #MA4279 2.000% 3/01/36 JANUARY FNMA DUE 2/25/22	(2,096.35)	-	-	2,096.35	(2,166.21)	-	(69.86)
226122002	RCTC 2021 SER B SR BDS RES ACCT	02/25/2022			31418DXH0	INTEREST EARNED ON F N M A #MA4279 2.000% 3/01/36 $1 PV ON 249.1200 SHARES DUE 2/25/2022 JANUARY FNMA DUE 2/25/22	-	-	-	249.12	-	-	-
226122002	RCTC 2021 SER B SR BDS RES ACCT	02/25/2022	02/25/2022	02/25/2022	31846V203	SOLD UNITS OF FIRST AM GOVT OB FD CL Y	(149,319.32)	1.00	-	149,319.32	(149,319.32)	-	-
226122002	RCTC 2021 SER B SR BDS RES ACCT	02/25/2022	02/25/2022	02/25/2022	31846V203	PURCHASED UNITS OF FIRST AM GOVT OB FD CL Y	93,081.77	1.00	-	(93,081.77)	93,081.77	-	-
226122002	RCTC 2021 SER B SR BDS RES ACCT	02/28/2022				CASH DISBURSEMENT TRANSFER TO PRINCIPAL 1	-	-	-	(3,142.56)	-	-	-
226122002	RCTC 2021 SER B SR BDS RES ACCT	02/28/2022				CASH RECEIPT TRANSFER FROM INCOME 1	-	-	-	3,142.56	-	-	-
226122002	RCTC 2021 SER B SR BDS RES ACCT	02/28/2022	02/15/2022	02/28/2022	3130AR2C4	PURCHASED PAR VALUE OF F H L B DEB 2.200% 2/28/25 /WFSLUS33 WELLS FARGO CHARL NC/410,000 PAR VALUE AT 100 %	410,000.00	1.00	-	(410,000.00)	410,000.00	-	-
226122002	RCTC 2021 SER B SR BDS RES ACCT	02/28/2022	02/28/2022	02/28/2022	31846V203	SOLD UNITS OF FIRST AM GOVT OB FD CL Y	(410,000.00)	1.00	-	410,000.00	(410,000.00)	-	-
226122002	RCTC 2021 SER B SR BDS RES ACCT	03/01/2022				CASH DISBURSEMENT TRANSFER TO PRINCIPAL 1	-	-	-	(3,237.35)	-	-	-
226122002	RCTC 2021 SER B SR BDS RES ACCT	03/01/2022				CASH RECEIPT TRANSFER FROM INCOME 1	-	-	-	3,237.35	-	-	-
226122002	RCTC 2021 SER B SR BDS RES ACCT	03/01/2022			172967KX8	INTEREST EARNED ON CITIGROUP INC 1.60088% 9/01/23 $1 PV ON 500000.0000 SHARES DUE 3/1/2022	-	-	-	2,001.10	-	-	-
226122002	RCTC 2021 SER B SR BDS RES ACCT	03/01/2022	03/01/2022	03/01/2022	31846V203	PURCHASED UNITS OF FIRST AM GOVT OB FD CL Y	3,237.35	1.00	-	(3,237.35)	3,237.35	-	-
226122002	RCTC 2021 SER B SR BDS RES ACCT	03/01/2022			31846V203	INTEREST EARNED ON FIRST AM GOVT OB FD CL Y UNIT ON 0.0000 SHARES DUE 2/28/2022 INTEREST FROM 2/1/22 TO 2/28/22	-	-	-	6.27	-	-	-
226122002	RCTC 2021 SER B SR BDS RES ACCT	03/01/2022			64966QJD3	INTEREST EARNED ON NEW YORK NY 1.150% 3/01/23 $1 PV ON 215000.0000 SHARES DUE 3/1/2022	-	-	-	1,236.25	-	-	-
226122002	RCTC 2021 SER B SR BDS RES ACCT	03/02/2022				CASH DISBURSEMENT TRANSFER TO PRINCIPAL 1	-	-	-	(6.27)	-	-	-
226122002	RCTC 2021 SER B SR BDS RES ACCT	03/02/2022				CASH RECEIPT TRANSFER FROM INCOME 1	-	-	-	6.27	-	-	-
226122002	RCTC 2021 SER B SR BDS RES ACCT	03/02/2022	03/02/2022	03/02/2022	31846V203	PURCHASED UNITS OF FIRST AM GOVT OB FD CL Y	6.27	1.00	-	(6.27)	6.27	-	-
226122002	RCTC 2021 SER B SR BDS RES ACCT	03/08/2022				CASH DISBURSEMENT TRANSFER TO PRINCIPAL 1	-	-	-	(715.85)	-	-	-
226122002	RCTC 2021 SER B SR BDS RES ACCT	03/08/2022				CASH RECEIPT TRANSFER FROM INCOME 1	-	-	-	715.85	-	-	-
226122002	RCTC 2021 SER B SR BDS RES ACCT	03/08/2022			14687AAM0	INTEREST EARNED ON CARVANA AUTO REC 0.280% 11/08/23 $1 PV ON 2.4300 SHARES DUE 3/8/2022 $0.00023/PV ON 10,434.37 PV DUE 3/8/22	-	-	-	2.43	-	-	-
226122002	RCTC 2021 SER B SR BDS RES ACCT	03/08/2022	03/08/2022	03/08/2022	14687AAM0	PAID DOWN PAR VALUE OF CARVANA AUTO REC 0.280% 11/08/23 CMO FINAL PAYDOWN	(10,434.37)	-	-	10,434.37	(10,434.37)	-	-
226122002	RCTC 2021 SER B SR BDS RES ACCT	03/08/2022	03/08/2022	03/08/2022	31846V203	PURCHASED UNITS OF FIRST AM GOVT OB FD CL Y	10,436.80	1.00	-	(10,436.80)	10,436.80	-	-
226122002	RCTC 2021 SER B SR BDS RES ACCT	03/08/2022	03/08/2022	03/08/2022	31846V203	SOLD UNITS OF FIRST AM GOVT OB FD CL Y	(244,284.15)	1.00	-	244,284.15	(244,284.15)	-	-
226122002	RCTC 2021 SER B SR BDS RES ACCT	03/08/2022			38141GXW9	INTEREST EARNED ON GOLDMAN SACHS 0.62926% 3/08/24 $1 PV ON 455000.0000 SHARES DUE 3/8/2022	-	-	-	715.85	-	-	-
226122002	RCTC 2021 SER B SR BDS RES ACCT	03/08/2022	02/16/2022	03/08/2022	91523NWT9	PURCHASED PAR VALUE OF UNIVERSITY WA 1.470% 7/01/23 /SBSIUS33 CITIGROUP GLOBAL NY/245,000 PAR VALUE AT 100 %	245,000.00	1.00	-	(245,000.00)	245,000.00	-	-
226122002	RCTC 2021 SER B SR BDS RES ACCT	03/09/2022				CASH DISBURSEMENT TRANSFER TO PRINCIPAL 1	-	-	-	(2.43)	-	-	-
226122002	RCTC 2021 SER B SR BDS RES ACCT	03/09/2022				CASH RECEIPT TRANSFER FROM INCOME 1	-	-	-	2.43	-	-	-
226122002	RCTC 2021 SER B SR BDS RES ACCT	03/10/2022			14687KAA4	INTEREST EARNED ON CARVANA AUTO REC 0.3264% 1/10/23 $1 PV ON 97.9600 SHARES DUE 3/10/2022 $0.00024/PV ON 411,605.77 PV DUE 3/10/22	-	-	-	97.96	-	-	-
226122002	RCTC 2021 SER B SR BDS RES ACCT	03/10/2022	03/10/2022	03/10/2022	14687KAA4	PAID DOWN PAR VALUE OF CARVANA AUTO REC 0.3264% 1/10/23	(173,008.13)	-	-	173,008.13	(173,001.37)	6.76	-
226122002	RCTC 2021 SER B SR BDS RES ACCT	03/10/2022	03/10/2022	03/10/2022	31846V203	PURCHASED UNITS OF FIRST AM GOVT OB FD CL Y	173,106.09	1.00	-	(173,106.09)	173,106.09	-	-
226122002	RCTC 2021 SER B SR BDS RES ACCT	03/11/2022				CASH RECEIPT TRANSFER FROM INCOME 1	-	-	-	1,286.93	-	-	-
226122002	RCTC 2021 SER B SR BDS RES ACCT	03/11/2022				CASH DISBURSEMENT TRANSFER TO PRINCIPAL 1	-	-	-	(1,286.93)	-	-	-
226122002	RCTC 2021 SER B SR BDS RES ACCT	03/11/2022	03/11/2022	03/11/2022	31846V203	PURCHASED UNITS OF FIRST AM GOVT OB FD CL Y	1,188.97	1.00	-	(1,188.97)	1,188.97	-	-
226122002	RCTC 2021 SER B SR BDS RES ACCT	03/11/2022			60687YAN9	INTEREST EARNED ON MIZUHO FINANCIAL 1.62588% 9/11/22 $1 PV ON 450000.0000 SHARES DUE 3/11/2022	-	-	-	1,188.97	-	-	-
226122002	RCTC 2021 SER B SR BDS RES ACCT	03/15/2022				CASH DISBURSEMENT TRANSFER TO PRINCIPAL 1	-	-	-	(12,569.97)	-	-	-
226122002	RCTC 2021 SER B SR BDS RES ACCT	03/15/2022				CASH RECEIPT TRANSFER FROM INCOME 1	-	-	-	12,569.97	-	-	-
226122002	RCTC 2021 SER B SR BDS RES ACCT	03/15/2022			02582JHS2	INTEREST EARNED ON AMERICAN EXPRESS 0.47706% 10/15/25 $1 PV ON 198.7800 SHARES DUE 3/15/2022 $0.00040/PV ON 500,000.00 PV DUE 3/15/22	-	-	-	198.78	-	-	-
226122002	RCTC 2021 SER B SR BDS RES ACCT	03/15/2022			02588NAB1	INTEREST EARNED ON AMERICAN EXPRESS 0.71973% 2/18/25 $1 PV ON 216.5200 SHARES DUE 3/15/2022 $0.00060/PV ON 361,000.00 PV DUE 3/15/22	-	-	-	216.52	-	-	-
226122002	RCTC 2021 SER B SR BDS RES ACCT	03/15/2022			02588QAB4	INTEREST EARNED ON AMERICAN EXPRESS 2.870% 10/15/24 $1 PV ON 657.7100 SHARES DUE 3/15/2022 $0.00239/PV ON 275,000.00 PV DUE 3/15/22	-	-	-	657.71	-	-	-
226122002	RCTC 2021 SER B SR BDS RES ACCT	03/15/2022	03/15/2022	03/15/2022	02588QAB4	PAID DOWN PAR VALUE OF AMERICAN EXPRESS 2.870% 10/15/24 CMO FINAL PAYDOWN	(275,000.00)	-	-	275,000.00	(276,160.16)	(1,160.16)	-

RIVERSIDE COUNTY TRANSPORTATION COMMISSION

91 CIP STAMP Portfolio Transaction Report by Account
Quarter ended March 31, 2022

Source Account	Account	Transaction Date	Trade Date	Settlement Date	CUSIP	Description	Units	Price	Miscellaneous Fees	Net Cash Amount	Federal Tax Cost Amount	Short Term Gain/Loss Amount	Long Term Gain/Loss Amount
226122002	RCTC 2021 SER B SR BDS RES ACCT	03/15/2022			12596JAC7	INTEREST EARNED ON CNH EQUIPMENT TRUST 3.010% 4/15/24 $1 PV ON 126.7800 SHARES DUE 3/15/2022 $0.00251/PV ON 50,541.92 PV DUE 3/15/22	-	-	-	126.78	-	-	-
226122002	RCTC 2021 SER B SR BDS RES ACCT	03/15/2022	03/15/2022	03/15/2022	12596JAC7	PAID DOWN PAR VALUE OF CNH EQUIPMENT TRUST 3.010% 4/15/24	(5,310.17)	-	-	5,310.17	(5,346.26)	(36.09)	-
226122002	RCTC 2021 SER B SR BDS RES ACCT	03/15/2022			14042WAC4	INTEREST EARNED ON CAPITAL ONE PRIME 2.510% 11/15/23 $1 PV ON 125.2700 SHARES DUE 3/15/2022 $0.00209/PV ON 59,891.82 PV DUE 3/15/22	-	-	-	125.27	-	-	-
226122002	RCTC 2021 SER B SR BDS RES ACCT	03/15/2022	03/15/2022	03/15/2022	14042WAC4	PAID DOWN PAR VALUE OF CAPITAL ONE PRIME 2.510% 11/15/23	(10,139.90)	-	-	10,139.90	(10,216.14)	(76.24)	-
226122002	RCTC 2021 SER B SR BDS RES ACCT	03/15/2022			14314AAF6	INTEREST EARNED ON CARMAX AUTO OWNER 2.950% 11/15/23 $1 PV ON 860.4200 SHARES DUE 3/15/2022 $0.00246/PV ON 350,000.00 PV DUE 3/15/22	-	-	-	860.42	-	-	-
226122002	RCTC 2021 SER B SR BDS RES ACCT	03/15/2022	03/15/2022	03/15/2022	14314AAF6	PAID DOWN PAR VALUE OF CARMAX AUTO OWNER 2.950% 11/15/23 CMO FINAL PAYDOWN	(350,000.00)	-	-	350,000.00	(350,984.37)	(984.37)	-
226122002	RCTC 2021 SER B SR BDS RES ACCT	03/15/2022			14314QAC8	INTEREST EARNED ON CARMAX AUTO OWN 0.520% 2/17/26 $1 PV ON 108.3300 SHARES DUE 3/15/2022 $0.00043/PV ON 250,000.00 PV DUE 3/15/22	-	-	-	108.33	-	-	-
226122002	RCTC 2021 SER B SR BDS RES ACCT	03/15/2022			14315NAC4	INTEREST EARNED ON CARMAX AUTO OWNER 3.050% 3/15/24 $1 PV ON 457.1700 SHARES DUE 3/15/2022 $0.00254/PV ON 179,868.39 PV DUE 3/15/22	-	-	-	457.17	-	-	-
226122002	RCTC 2021 SER B SR BDS RES ACCT	03/15/2022	03/15/2022	03/15/2022	14315NAC4	PAID DOWN PAR VALUE OF CARMAX AUTO OWNER 3.050% 3/15/24	(28,780.24)	-	-	28,780.24	(29,000.59)	(220.35)	-
226122002	RCTC 2021 SER B SR BDS RES ACCT	03/15/2022			14315PAD7	INTEREST EARNED ON CARMAX AUTO OWNER 2.180% 8/15/24 $1 PV ON 695.7000 SHARES DUE 3/15/2022 $0.00182/PV ON 382,954.90 PV DUE 3/15/22	-	-	-	695.70	-	-	-
226122002	RCTC 2021 SER B SR BDS RES ACCT	03/15/2022	03/15/2022	03/15/2022	14315PAD7	PAID DOWN PAR VALUE OF CARMAX AUTO OWNER 2.180% 8/15/24	(32,442.12)	-	-	32,442.12	(32,620.80)	(178.68)	-
226122002	RCTC 2021 SER B SR BDS RES ACCT	03/15/2022			14316LAC7	INTEREST EARNED ON CARMAX AUTO OWNER 2.680% 3/15/24 $1 PV ON 574.6900 SHARES DUE 3/15/2022 $0.00223/PV ON 257,322.47 PV DUE 3/15/22	-	-	-	574.69	-	-	-
226122002	RCTC 2021 SER B SR BDS RES ACCT	03/15/2022	03/15/2022	03/15/2022	14316LAC7	PAID DOWN PAR VALUE OF CARMAX AUTO OWNER 2.680% 3/15/24	(31,547.45)	-	-	31,547.45	(31,908.52)	(361.07)	-
226122002	RCTC 2021 SER B SR BDS RES ACCT	03/15/2022			14316NAC3	INTEREST EARNED ON CARMAX AUTO OWNER 0.340% 12/15/25 $1 PV ON 110.5000 SHARES DUE 3/15/2022 $0.00028/PV ON 390,000.00 PV DUE 3/15/22	-	-	-	110.50	-	-	-
226122002	RCTC 2021 SER B SR BDS RES ACCT	03/15/2022			14317CAA0	INTEREST EARNED ON CARMAX AUTO OWNER 0.29197% 2/15/23 $1 PV ON 69.2800 SHARES DUE 3/15/2022 $0.00024/PV ON 284,745.99 PV DUE 3/15/22	-	-	-	69.28	-	-	-
226122002	RCTC 2021 SER B SR BDS RES ACCT	03/15/2022	03/15/2022	03/15/2022	14317CAA0	PAID DOWN PAR VALUE OF CARMAX AUTO OWNER 0.29197% 2/15/23	(67,904.04)	-	-	67,904.04	(67,904.04)	-	-
226122002	RCTC 2021 SER B SR BDS RES ACCT	03/15/2022			161571HK3	INTEREST EARNED ON CHASE ISSUANCE 0.55173% 3/15/24 $1 PV ON 126.4400 SHARES DUE 3/15/2022 $0.00046/PV ON 275,000.00 PV DUE 3/15/22	-	-	-	126.44	-	-	-
226122002	RCTC 2021 SER B SR BDS RES ACCT	03/15/2022	03/15/2022	03/15/2022	161571HK3	PAID DOWN PAR VALUE OF CHASE ISSUANCE 0.55173% 3/15/24 CMO FINAL PAYDOWN	(275,000.00)	-	-	275,000.00	(275,085.94)	(85.94)	-
226122002	RCTC 2021 SER B SR BDS RES ACCT	03/15/2022	03/15/2022	03/15/2022	3128MMT52	PAID DOWN PAR VALUE OF F H L M C GD G18571 2.500% 10/01/30 FEBRUARY FHLMC DUE 3/15/22	(1,569.51)	-	-	1,569.51	(1,633.48)	-	(63.97)
226122002	RCTC 2021 SER B SR BDS RES ACCT	03/15/2022			3128MMT52	INTEREST EARNED ON F H L M C GD G18571 2.500% 10/01/30 $1 PV ON 162.8900 SHARES DUE 3/15/2022 FEBRUARY FHLMC DUE 3/15/22	-	-	-	162.89	-	-	-
226122002	RCTC 2021 SER B SR BDS RES ACCT	03/15/2022	03/15/2022	03/15/2022	3128MMUL5	PAID DOWN PAR VALUE OF F H L M C GD G18586 2.500% 2/01/31 FEBRUARY FHLMC DUE 3/15/22	(2,120.18)	-	-	2,120.18	(2,194.36)	-	(74.18)
226122002	RCTC 2021 SER B SR BDS RES ACCT	03/15/2022			3128MMUL5	INTEREST EARNED ON F H L M C GD G18586 2.500% 2/01/31 $1 PV ON 158.9000 SHARES DUE 3/15/2022 FEBRUARY FHLMC DUE 3/15/22	-	-	-	158.90	-	-	-
226122002	RCTC 2021 SER B SR BDS RES ACCT	03/15/2022	03/15/2022	03/15/2022	31307NP40	PAID DOWN PAR VALUE OF F H L M C GD J32243 3.000% 7/01/30 FEBRUARY FHLMC DUE 3/15/22	(3,780.82)	-	-	3,780.82	(4,012.35)	-	(231.53)
226122002	RCTC 2021 SER B SR BDS RES ACCT	03/15/2022			31307NP40	INTEREST EARNED ON F H L M C GD J32243 3.000% 7/01/30 $1 PV ON 361.8700 SHARES DUE 3/15/2022 FEBRUARY FHLMC DUE 3/15/22	-	-	-	361.87	-	-	-
226122002	RCTC 2021 SER B SR BDS RES ACCT	03/15/2022			3137AQQE1	INTEREST EARNED ON F H L M C MLTCL MTG 1.500% 5/15/27 $1 PV ON 82.7000 SHARES DUE 3/15/2022 $0.00125/PV ON 66,164.20 PV DUE 3/15/22	-	-	-	82.70	-	-	-
226122002	RCTC 2021 SER B SR BDS RES ACCT	03/15/2022	03/15/2022	03/15/2022	3137AQQE1	PAID DOWN PAR VALUE OF F H L M C MLTCL MTG 1.500% 5/15/27	(1,924.58)	-	-	1,924.58	(1,952.13)	-	(27.55)
226122002	RCTC 2021 SER B SR BDS RES ACCT	03/15/2022			3137AYSH5	INTEREST EARNED ON F H L M C MLTCL MTG 1.750% 12/15/42 $1 PV ON 165.0200 SHARES DUE 3/15/2022 $0.00146/PV ON 113,158.46 PV DUE 3/15/22	-	-	-	165.02	-	-	-
226122002	RCTC 2021 SER B SR BDS RES ACCT	03/15/2022	03/15/2022	03/15/2022	3137AYSH5	PAID DOWN PAR VALUE OF F H L M C MLTCL MTG 1.750% 12/15/42	(2,739.01)	-	-	2,739.01	(2,795.99)	(56.98)	-
226122002	RCTC 2021 SER B SR BDS RES ACCT	03/15/2022			3137B6DF5	INTEREST EARNED ON F H L M C MLTCL MTG 2.000% 11/15/26 $1 PV ON 81.4300 SHARES DUE 3/15/2022 $0.00167/PV ON 48,860.05 PV DUE 3/15/22	-	-	-	81.43	-	-	-
226122002	RCTC 2021 SER B SR BDS RES ACCT	03/15/2022	03/15/2022	03/15/2022	3137B6DF5	PAID DOWN PAR VALUE OF F H L M C MLTCL MTG 2.000% 11/15/26	(2,522.68)	-	-	2,522.68	(2,564.40)	-	(41.72)
226122002	RCTC 2021 SER B SR BDS RES ACCT	03/15/2022			3137B9RN7	INTEREST EARNED ON F H L M C MLTCL MTG 2.500% 12/15/27 $1 PV ON 138.4300 SHARES DUE 3/15/2022 $0.00208/PV ON 66,449.51 PV DUE 3/15/22	-	-	-	138.43	-	-	-
226122002	RCTC 2021 SER B SR BDS RES ACCT	03/15/2022	03/15/2022	03/15/2022	3137B9RN7	PAID DOWN PAR VALUE OF F H L M C MLTCL MTG 2.500% 12/15/27	(3,583.73)	-	-	3,583.73	(3,642.81)	(36.08)	(23.00)
226122002	RCTC 2021 SER B SR BDS RES ACCT	03/15/2022	03/15/2022	03/15/2022	31846V203	PURCHASED UNITS OF FIRST AM GOVT OB FD CL Y	646,587.53	1.00	-	(646,587.53)	646,587.53	-	-
226122002	RCTC 2021 SER B SR BDS RES ACCT	03/15/2022	03/15/2022	03/15/2022	31846V203	PURCHASED UNITS OF FIRST AM GOVT OB FD CL Y	1,078,037.09	1.00	-	(1,078,037.09)	1,078,037.09	-	-
226122002	RCTC 2021 SER B SR BDS RES ACCT	03/15/2022	03/15/2022	03/15/2022	345286AA6	PAID DOWN PAR VALUE OF FORD CR AUTO OWN 0.23886% 2/15/23	(70,878.08)	-	-	70,878.08	(70,878.08)	-	-
226122002	RCTC 2021 SER B SR BDS RES ACCT	03/15/2022			345286AA6	INTEREST EARNED ON FORD CR AUTO OWN 0.23886% 2/15/23 $1 PV ON 51.6400 SHARES DUE 3/15/2022 $0.00019/PV ON 277,943.09 PV DUE 3/15/22	-	-	-	51.64	-	-	-
226122002	RCTC 2021 SER B SR BDS RES ACCT	03/15/2022			34531KAD4	INTEREST EARNED ON FORD CREDIT AUTO 1.870% 3/15/24 $1 PV ON 742.5200 SHARES DUE 3/15/2022 $0.00156/PV ON 476,482.00 PV DUE 3/15/22	-	-	-	742.52	-	-	-
226122002	RCTC 2021 SER B SR BDS RES ACCT	03/15/2022	03/15/2022	03/15/2022	34531KAD4	PAID DOWN PAR VALUE OF FORD CREDIT AUTO 1.870% 3/15/24	(51,478.11)	-	-	51,478.11	(51,783.76)	(305.65)	-

RIVERSIDE COUNTY TRANSPORTATION COMMISSION

91 CIP STAMP Portfolio Transaction Report by Account
Quarter ended March 31, 2022

Source Account	Account	Transaction Date	Trade Date	Settlement Date	CUSIP	Description	Units	Price	Miscellaneous Fees	Net Cash Amount	Federal Tax Cost Amount	Short Term Gain/Loss Amount	Long Term Gain/Loss Amount
226122002	RCTC 2021 SER B SR BDS RES ACCT	03/15/2022			34531RAD9	INTEREST EARNED ON FORD CREDIT AUTO LS 0.620% 8/15/23 $1 PV ON 62.4700 SHARES DUE 3/15/2022 $0.00052/PV ON 120,899.34 PV DUE 3/15/22	-	-	-	62.47	-	-	-
226122002	RCTC 2021 SER B SR BDS RES ACCT	03/15/2022	03/15/2022	03/15/2022	34531RAD9	PAID DOWN PAR VALUE OF FORD CREDIT AUTO LS 0.620% 8/15/23	(19,506.44)	-	-	19,506.44	(19,503.39)	3.05	-
226122002	RCTC 2021 SER B SR BDS RES ACCT	03/15/2022			34531RAF4	INTEREST EARNED ON FORD CREDIT AUTO LS 1.000% 11/15/23 $1 PV ON 342.5000 SHARES DUE 3/15/2022 $0.00083/PV ON 411,000.00 PV DUE 3/15/22	-	-	-	342.50	-	-	-
226122002	RCTC 2021 SER B SR BDS RES ACCT	03/15/2022	03/15/2022	03/15/2022	36176XE21	PAID DOWN PAR VALUE OF G N M A #778953 3.000% 3/15/27 FEBRUARY GNMA DUE 3/15/22	(5,373.18)	-	-	5,373.18	(5,535.27)	-	(162.09)
226122002	RCTC 2021 SER B SR BDS RES ACCT	03/15/2022			36176XE21	INTEREST EARNED ON G N M A #778953 3.000% 3/15/27 $1 PV ON 232.1300 SHARES DUE 3/15/2022 FEBRUARY GNMA DUE 3/15/22	-	-	-	232.13	-	-	-
226122002	RCTC 2021 SER B SR BDS RES ACCT	03/15/2022			44891RAB6	INTEREST EARNED ON HYUNDAI AUTO RECV TR 0.260% 9/15/23 $1 PV ON 56.8800 SHARES DUE 3/15/2022 $0.00022/PV ON 262,536.23 PV DUE 3/15/22	-	-	-	56.88	-	-	-
226122002	RCTC 2021 SER B SR BDS RES ACCT	03/15/2022	03/15/2022	03/15/2022	44891RAB6	PAID DOWN PAR VALUE OF HYUNDAI AUTO RECV TR 0.260% 9/15/23	(69,395.91)	-	-	69,395.91	(69,385.06)	10.85	-
226122002	RCTC 2021 SER B SR BDS RES ACCT	03/15/2022			477870AC3	INTEREST EARNED ON JOHN DEERE OWNER 2.210% 12/15/23 $1 PV ON 849.3800 SHARES DUE 3/15/2022 $0.00184/PV ON 461,201.76 PV DUE 3/15/22	-	-	-	849.38	-	-	-
226122002	RCTC 2021 SER B SR BDS RES ACCT	03/15/2022	03/15/2022	03/15/2022	477870AC3	PAID DOWN PAR VALUE OF JOHN DEERE OWNER 2.210% 12/15/23	(74,147.07)	-	-	74,147.07	(74,610.49)	(463.42)	-
226122002	RCTC 2021 SER B SR BDS RES ACCT	03/15/2022	03/15/2022	03/15/2022	6500356Z6	MATURED PAR VALUE OF NEW YORK ST URBAN 2.550% 3/15/22 360,000 PAR VALUE AT 100 %	(360,000.00)	1.00	-	360,000.00	(362,700.00)	(2,700.00)	-
226122002	RCTC 2021 SER B SR BDS RES ACCT	03/15/2022			6500356Z6	INTEREST EARNED ON NEW YORK ST URBAN 2.550% 3/15/22 $1 PV ON 360000.0000 SHARES DUE 3/15/2022	-	-	-	4,590.00	-	-	-
226122002	RCTC 2021 SER B SR BDS RES ACCT	03/15/2022			65479HAC1	INTEREST EARNED ON NISSAN AUTO 2.500% 11/15/23 $1 PV ON 258.4600 SHARES DUE 3/15/2022 $0.00208/PV ON 124,061.91 PV DUE 3/15/22	-	-	-	258.46	-	-	-
226122002	RCTC 2021 SER B SR BDS RES ACCT	03/15/2022	03/15/2022	03/15/2022	65479HAC1	PAID DOWN PAR VALUE OF NISSAN AUTO 2.500% 11/15/23	(16,173.60)	-	-	16,173.60	(16,317.45)	(143.85)	-
226122002	RCTC 2021 SER B SR BDS RES ACCT	03/15/2022			80285RAE8	INTEREST EARNED ON SANTANDER DRIVE 0.960% 11/15/24 $1 PV ON 103.9100 SHARES DUE 3/15/2022 $0.00080/PV ON 129,888.35 PV DUE 3/15/22	-	-	-	103.91	-	-	-
226122002	RCTC 2021 SER B SR BDS RES ACCT	03/15/2022	03/15/2022	03/15/2022	80285RAE8	PAID DOWN PAR VALUE OF SANTANDER DRIVE 0.960% 11/15/24	(48,812.16)	-	-	48,812.16	(48,872.03)	(59.87)	-
226122002	RCTC 2021 SER B SR BDS RES ACCT	03/15/2022			80285WAF4	INTEREST EARNED ON SANTANDER DRIVE 1.120% 12/15/25 $1 PV ON 326.6700 SHARES DUE 3/15/2022 $0.00093/PV ON 350,000.00 PV DUE 3/15/22	-	-	-	326.67	-	-	-
226122002	RCTC 2021 SER B SR BDS RES ACCT	03/15/2022			98162HAC4	INTEREST EARNED ON WORLD OMNI 1.700% 1/15/23 $1 PV ON 215.2300 SHARES DUE 3/15/2022 $0.00142/PV ON 151,930.53 PV DUE 3/15/22	-	-	-	215.23	-	-	-
226122002	RCTC 2021 SER B SR BDS RES ACCT	03/15/2022	03/15/2022	03/15/2022	98162HAC4	PAID DOWN PAR VALUE OF WORLD OMNI 1.700% 1/15/23	(15,737.99)	-	-	15,737.99	(15,870.78)	(132.79)	-
226122002	RCTC 2021 SER B SR BDS RES ACCT	03/15/2022			98162VAD1	INTEREST EARNED ON WORLD OMNI AUTO 2.590% 7/15/24 $1 PV ON 446.7800 SHARES DUE 3/15/2022 $0.00216/PV ON 207,002.05 PV DUE 3/15/22	-	-	-	446.78	-	-	-
226122002	RCTC 2021 SER B SR BDS RES ACCT	03/15/2022	03/15/2022	03/15/2022	98162VAD1	PAID DOWN PAR VALUE OF WORLD OMNI AUTO 2.590% 7/15/24	(27,970.14)	-	-	27,970.14	(28,149.32)	(179.18)	-
226122002	RCTC 2021 SER B SR BDS RES ACCT	03/15/2022			98164EAB1	INTEREST EARNED ON WORLD OMNI AUTO 0.170% 2/15/24 $1 PV ON 26.1300 SHARES DUE 3/15/2022 $0.00014/PV ON 184,457.50 PV DUE 3/15/22	-	-	-	**26.13**	-	-	-
226122002	RCTC 2021 SER B SR BDS RES ACCT	03/15/2022	03/15/2022	03/15/2022	98164EAB1	PAID DOWN PAR VALUE OF WORLD OMNI AUTO 0.170% 2/15/24	(35,798.38)	-	-	35,798.38	(35,781.60)	16.78	-
226122002	RCTC 2021 SER B SR BDS RES ACCT	03/15/2022			98164GAA8	INTEREST EARNED ON WORLD OMNI AUTO 0.39629% 2/15/23 $1 PV ON 104.0300 SHARES DUE 3/15/2022 $0.00030/PV ON 350,000.00 PV DUE 3/15/22	-	-	-	104.03	-	-	-
226122002	RCTC 2021 SER B SR BDS RES ACCT	03/15/2022	03/15/2022	03/15/2022	98164GAA8	PAID DOWN PAR VALUE OF WORLD OMNI AUTO 0.39629% 2/15/23	(104,611.87)	-	-	104,611.87	(104,611.87)	-	-
226122002	RCTC 2021 SER B SR BDS RES ACCT	03/16/2022				CASH RECEIPT TRANSFER FROM INCOME 1	-	-	-	2,460.90	-	-	-
226122002	RCTC 2021 SER B SR BDS RES ACCT	03/16/2022				CASH DISBURSEMENT TRANSFER TO PRINCIPAL 1	-	-	-	(2,460.90)	-	-	-
226122002	RCTC 2021 SER B SR BDS RES ACCT	03/16/2022	03/14/2022	03/16/2022	14041NFS5	PURCHASED PAR VALUE OF CAPITAL ONE MULTI 0.50506% 3/16/26 /TORONTO DOMINION SECURITIES (U/350,000 PAR VALUE AT 100.15234286 %	350,000.00	1.00	-	(350,533.20)	350,533.20	-	-
226122002	RCTC 2021 SER B SR BDS RES ACCT	03/16/2022		03/16/2022	14041NFS5	PAID ACCRUED INTEREST ON PURCHASE OF CAPITAL ONE MULTI 0.50506% 3/16/26	-	-	-	(7.26)	-	-	-
226122002	RCTC 2021 SER B SR BDS RES ACCT	03/16/2022	03/14/2022	03/16/2022	254683CC7	PURCHASED PAR VALUE OF DISCOVER CARD 0.5144% 4/15/25 /BARCUS3B BARCLAYS CAP WHIPPANY/350,000 PAR VALUE AT 100.125 %	350,000.00	1.00	-	(350,437.50)	350,437.50	-	-
226122002	RCTC 2021 SER B SR BDS RES ACCT	03/16/2022		03/16/2022	254683CC7	PAID ACCRUED INTEREST ON PURCHASE OF DISCOVER CARD 0.5144% 4/15/25	-	-	-	(7.36)	-	-	-
226122002	RCTC 2021 SER B SR BDS RES ACCT	03/16/2022	03/16/2022	03/16/2022	31846V203	PURCHASED UNITS OF FIRST AM GOVT OB FD CL Y	43,806.21	1.00	-	(43,806.21)	43,806.21	-	-
226122002	RCTC 2021 SER B SR BDS RES ACCT	03/16/2022	03/16/2022	03/16/2022	31846V203	SOLD UNITS OF FIRST AM GOVT OB FD CL Y	(345,363.41)	1.00	-	345,363.41	(345,363.41)	-	-
226122002	RCTC 2021 SER B SR BDS RES ACCT	03/16/2022			380140AB9	INTEREST EARNED ON GM FIN CONS AUTO 0.210% 8/16/24 $1 PV ON 78.0900 SHARES DUE 3/16/2022 $0.00018/PV ON 446,205.57 PV DUE 3/16/22	-	-	-	78.09	-	-	-
226122002	RCTC 2021 SER B SR BDS RES ACCT	03/16/2022	03/16/2022	03/16/2022	380140AB9	PAID DOWN PAR VALUE OF GM FIN CONS AUTO 0.210% 8/16/24	(43,628.92)	-	-	43,628.92	(43,523.26)	105.66	-
226122002	RCTC 2021 SER B SR BDS RES ACCT	03/16/2022	03/16/2022	03/16/2022	38376V2E6	PAID DOWN PAR VALUE OF G N M A GTD REMIC 4.000% 7/16/39	(2,048.11)	-	-	2,048.11	(2,142.19)	(94.08)	-
226122002	RCTC 2021 SER B SR BDS RES ACCT	03/16/2022			38376V2E6	INTEREST EARNED ON G N M A GTD REMIC 4.000% 7/16/39 $1 PV ON 191.1700 SHARES DUE 3/16/2022 $0.00333/PV ON 57,349.94 PV DUE 3/16/22	-	-	-	191.17	-	-	-
226122002	RCTC 2021 SER B SR BDS RES ACCT	03/16/2022	03/16/2022	03/16/2022	38378XP62	PAID DOWN PAR VALUE OF G N M A GTD REMIC 2.500% 5/16/55	(2,426.89)	-	-	2,426.89	(2,452.24)	-	(25.35)
226122002	RCTC 2021 SER B SR BDS RES ACCT	03/16/2022			38378XP62	INTEREST EARNED ON G N M A GTD REMIC 2.500% 5/16/55 $1 PV ON 239.8700 SHARES DUE 3/16/2022 $0.00208/PV ON 115,138.85 PV DUE 3/16/22	-	-	-	239.87	-	-	-
226122002	RCTC 2021 SER B SR BDS RES ACCT	03/16/2022			46647PCA2	INTEREST EARNED ON JPMORGAN CHASE CO 0.62934% 3/16/24 $1 PV ON 455000.0000 SHARES DUE 3/16/2022	-	-	-	715.87	-	-	-
226122002	RCTC 2021 SER B SR BDS RES ACCT	03/16/2022			65479QAA5	INTEREST EARNED ON NISSAN AT REC OWNR 0.00001% 3/15/23 $1 PV ON 110.2200 SHARES DUE 3/15/2022 $0.00003/PV ON 400,000.00 PV DUE 3/15/22	-	-	-	110.22	-	-	-
226122002	RCTC 2021 SER B SR BDS RES ACCT	03/16/2022	03/15/2022	03/16/2022	65479QAA5	PAID DOWN PAR VALUE OF NISSAN AT REC OWNR 0.00001% 3/15/23	(66,478.68)	-	-	66,478.68	(66,478.68)	-	-
226122002	RCTC 2021 SER B SR BDS RES ACCT	03/17/2022				CASH DISBURSEMENT TRANSFER TO PRINCIPAL 1	-	-	-	(163.16)	-	-	-

RIVERSIDE COUNTY TRANSPORTATION COMMISSION

91 CIP STAMP Portfolio Transaction Report by Account
Quarter ended March 31, 2022

Source Account	Account	Transaction Date	Trade Date	Settlement Date	CUSIP	Description	Units	Price	Miscellaneous Fees	Net Cash Amount	Federal Tax Cost Amount	Short Term Gain/Loss Amount	Long Term Gain/Loss Amount
226122002	RCTC 2021 SER B SR BDS RES ACCT	03/17/2022				CASH RECEIPT TRANSFER FROM INCOME 1	-	-	-	163.16	-	-	-
226122002	RCTC 2021 SER B SR BDS RES ACCT	03/17/2022	03/15/2022	03/17/2022	254683CE3	PURCHASED PAR VALUE OF DISCOVER CARD 0.4864% 8/15/25 /JPMSUS3X JP MORGAN SEC NY/350,000 PAR VALUE AT 100.11718857 %	350,000.00	1.00	-	(350,410.16)	350,410.16	-	-
226122002	RCTC 2021 SER B SR BDS RES ACCT	03/17/2022		03/17/2022	254683CE3	PAID ACCRUED INTEREST ON PURCHASE OF DISCOVER CARD 0.4864% 8/15/25	-	-	-	(14.13)	-	-	-
226122002	RCTC 2021 SER B SR BDS RES ACCT	03/17/2022	03/17/2022	03/17/2022	31846V203	SOLD UNITS OF FIRST AM GOVT OB FD CL Y	(350,424.29)	1.00	-	350,424.29	(350,424.29)	-	-
226122002	RCTC 2021 SER B SR BDS RES ACCT	03/18/2022			03066NAD6	INTEREST EARNED ON AMERICREDIT 2.06001% 4/18/24 $1 PV ON 759.1200 SHARES DUE 3/18/2022 $0.00172/PV ON 442,200.67 PV DUE 3/18/22	-	-	-	759.12	-	-	-
226122002	RCTC 2021 SER B SR BDS RES ACCT	03/18/2022	03/18/2022	03/18/2022	03066NAD6	PAID DOWN PAR VALUE OF AMERICREDIT 2.06001% 4/18/24	(128,123.69)	-	-	128,123.69	(128,544.10)	(420.41)	-
226122002	RCTC 2021 SER B SR BDS RES ACCT	03/18/2022	03/18/2022	03/18/2022	31846V203	PURCHASED UNITS OF FIRST AM GOVT OB FD CL Y	128,882.81	1.00	-	(128,882.81)	128,882.81	-	-
226122002	RCTC 2021 SER B SR BDS RES ACCT	03/21/2022				CASH DISBURSEMENT TRANSFER TO PRINCIPAL 1	-	-	-	(3,532.92)	-	-	-
226122002	RCTC 2021 SER B SR BDS RES ACCT	03/21/2022				CASH RECEIPT TRANSFER FROM INCOME 1	-	-	-	3,532.92	-	-	-
226122002	RCTC 2021 SER B SR BDS RES ACCT	03/21/2022	03/21/2022	03/21/2022	31846V203	PURCHASED UNITS OF FIRST AM GOVT OB FD CL Y	119,205.62	1.00	-	(119,205.62)	119,205.62	-	-
226122002	RCTC 2021 SER B SR BDS RES ACCT	03/21/2022	03/21/2022	03/21/2022	31846V203	PURCHASED UNITS OF FIRST AM GOVT OB FD CL Y	92,864.17	1.00	-	(92,864.17)	92,864.17	-	-
226122002	RCTC 2021 SER B SR BDS RES ACCT	03/21/2022	03/20/2022	03/21/2022	36179MU32	PAID DOWN PAR VALUE OF G N M A I I #MA0602 3.000% 12/20/27 FEBRUARY GNMA DUE 3/20/22	(2,250.55)	-	-	2,250.55	(2,329.79)	-	(79.24)
226122002	RCTC 2021 SER B SR BDS RES ACCT	03/21/2022			36179MU32	INTEREST EARNED ON G N M A I I #MA0602 3.000% 12/20/27 $1 PV ON 141.4300 SHARES DUE 3/20/2022 FEBRUARY GNMA DUE 3/20/22	-	-	-	141.43	-	-	-
226122002	RCTC 2021 SER B SR BDS RES ACCT	03/21/2022	03/20/2022	03/21/2022	36179NAH1	PAID DOWN PAR VALUE OF G N M A I I #MA0908 2.500% 4/20/28 P & I DUE 03/20/22	(2,303.93)	-	-	2,303.93	(2,383.13)	(79.20)	-
226122002	RCTC 2021 SER B SR BDS RES ACCT	03/21/2022			36179NAH1	INTEREST EARNED ON G N M A I I #MA0908 2.500% 4/20/28 $1 PV ON 191.1800 SHARES DUE 3/20/2022 P & I DUE 03/20/22	-	-	-	191.18	-	-	-
226122002	RCTC 2021 SER B SR BDS RES ACCT	03/21/2022	03/20/2022	03/21/2022	36179NHK7	PAID DOWN PAR VALUE OF G N M A I I #MA1134 3.000% 7/20/28 FEBRUARY GNMA DUE 3/20/22	(2,362.76)	-	-	2,362.76	(2,427.02)	-	(64.26)
226122002	RCTC 2021 SER B SR BDS RES ACCT	03/21/2022			36179NHK7	INTEREST EARNED ON G N M A I I #MA1134 3.000% 7/20/28 $1 PV ON 249.9900 SHARES DUE 3/20/2022 FEBRUARY GNMA DUE 3/20/22	-	-	-	249.99	-	-	-
226122002	RCTC 2021 SER B SR BDS RES ACCT	03/21/2022	03/20/2022	03/21/2022	36179RHM4	PAID DOWN PAR VALUE OF G N M A I I #MA2936 3.500% 7/20/30 FEBRUARY GNMA DUE 3/20/22	(1,050.41)	-	-	1,050.41	(1,098.30)	-	(47.89)
226122002	RCTC 2021 SER B SR BDS RES ACCT	03/21/2022			36179RHM4	INTEREST EARNED ON G N M A I I #MA2936 3.500% 7/20/30 $1 PV ON 155.7200 SHARES DUE 3/20/2022 FEBRUARY GNMA DUE 3/20/22	-	-	-	155.72	-	-	-
226122002	RCTC 2021 SER B SR BDS RES ACCT	03/21/2022	03/20/2022	03/21/2022	36179TF83	PAID DOWN PAR VALUE OF G N M A I I #MA4691 3.500% 9/20/32 FEBRUARY GNMA DUE 3/20/22	(1,842.54)	-	-	1,842.54	(1,936.32)	-	(93.78)
226122002	RCTC 2021 SER B SR BDS RES ACCT	03/21/2022			36179TF83	INTEREST EARNED ON G N M A I I #MA4691 3.500% 9/20/32 $1 PV ON 148.9900 SHARES DUE 3/20/2022 FEBRUARY GNMA DUE 3/20/22	-	-	-	148.99	-	-	-
226122002	RCTC 2021 SER B SR BDS RES ACCT	03/21/2022			36259PAD8	INTEREST EARNED ON GM FIN AUTO LEASE 0.800% 7/20/23 $1 PV ON 136.1500 SHARES DUE 3/20/2022 $0.00067/PV ON 204,229.47 PV DUE 3/20/22	-	-	-	136.15	-	-	-
226122002	RCTC 2021 SER B SR BDS RES ACCT	03/21/2022	03/20/2022	03/21/2022	36259PAD8	PAID DOWN PAR VALUE OF GM FIN AUTO LEASE 0.800% 7/20/23	(31,329.76)	-	-	31,329.76	(31,356.68)	(26.92)	-
226122002	RCTC 2021 SER B SR BDS RES ACCT	03/21/2022			36265MAA3	INTEREST EARNED ON GM FIN AUTO LSNG 0.57055% 2/21/23 $1 PV ON 154.5300 SHARES DUE 3/20/2022 $0.00049/PV ON 375,000.00 PV DUE 3/20/22	-	-	-	154.53	-	-	-
226122002	RCTC 2021 SER B SR BDS RES ACCT	03/21/2022	03/20/2022	03/21/2022	36265MAA3	PAID DOWN PAR VALUE OF GM FIN AUTO LSNG 0.57055% 2/21/23	(116,555.98)	2.36	-	116,555.98	(116,555.98)	-	-
226122002	RCTC 2021 SER B SR BDS RES ACCT	03/21/2022			38376WA62	INTEREST EARNED ON G N M A GTD REMIC 4.000% 10/20/39 $1 PV ON 247.9800 SHARES DUE 3/20/2022 $0.00333/PV ON 74,393.65 PV DUE 3/20/22	-	-	-	247.98	-	-	-
226122002	RCTC 2021 SER B SR BDS RES ACCT	03/21/2022	03/20/2022	03/21/2022	38376WA62	PAID DOWN PAR VALUE OF G N M A GTD REMIC 4.000% 10/20/39	(2,100.38)	-	-	2,100.38	(1,768.70)	-	331.68
226122002	RCTC 2021 SER B SR BDS RES ACCT	03/21/2022	03/20/2022	03/21/2022	38378FRB8	PAID DOWN PAR VALUE OF G N M A GTD REMIC 2.000% 7/20/42	(1,749.69)	-	-	1,749.69	(1,723.99)	-	25.70
226122002	RCTC 2021 SER B SR BDS RES ACCT	03/21/2022			38378FRB8	INTEREST EARNED ON G N M A GTD REMIC 2.000% 7/20/42 $1 PV ON 170.6500 SHARES DUE 3/20/2022 $0.00167/PV ON 102,391.74 PV DUE 3/20/22	-	-	-	170.65	-	-	-
226122002	RCTC 2021 SER B SR BDS RES ACCT	03/21/2022			92347YAA2	INTEREST EARNED ON VERIZON OWNER TRUST 2.930% 9/20/23 $1 PV ON 440.7200 SHARES DUE 3/20/2022 $0.00244/PV ON 180,500.75 PV DUE 3/20/22	-	-	-	440.72	-	-	-
226122002	RCTC 2021 SER B SR BDS RES ACCT	03/21/2022	03/20/2022	03/21/2022	92347YAA2	PAID DOWN PAR VALUE OF VERIZON OWNER TRUST 2.930% 9/20/23	(47,404.28)	-	-	47,404.28	(47,670.93)	(266.65)	-
226122002	RCTC 2021 SER B SR BDS RES ACCT	03/21/2022			92347YAC8	INTEREST EARNED ON VERIZON OWNER TRUST 3.020% 9/20/23 $1 PV ON 1082.1700 SHARES DUE 3/20/2022 $0.00252/PV ON 430,000.00 PV DUE 3/20/22	-	-	-	1,082.17	-	-	-
226122002	RCTC 2021 SER B SR BDS RES ACCT	03/22/2022				CASH DISBURSEMENT TRANSFER TO PRINCIPAL 1	-	-	-	(345.71)	-	-	-
226122002	RCTC 2021 SER B SR BDS RES ACCT	03/22/2022				CASH RECEIPT TRANSFER FROM INCOME 1	-	-	-	345.71	-	-	-
226122002	RCTC 2021 SER B SR BDS RES ACCT	03/25/2022				CASH DISBURSEMENT TRANSFER TO PRINCIPAL 1	-	-	-	(6,510.66)	-	-	-
226122002	RCTC 2021 SER B SR BDS RES ACCT	03/25/2022				CASH RECEIPT TRANSFER FROM INCOME 1	-	-	-	6,510.66	-	-	-
226122002	RCTC 2021 SER B SR BDS RES ACCT	03/25/2022	03/25/2022	03/25/2022	3132A9T64	PAID DOWN PAR VALUE OF F H L M C #ZS8673 3.000% 10/01/32 FEBRUARY FHLMC DUE 3/25/22	(2,280.39)	-	-	2,280.39	(2,376.31)	-	(95.92)
226122002	RCTC 2021 SER B SR BDS RES ACCT	03/25/2022			3132A9T64	INTEREST EARNED ON F H L M C #ZS8673 3.000% 10/01/32 $1 PV ON 230.2700 SHARES DUE 3/25/2022 FEBRUARY FHLMC DUE 3/25/22	-	-	-	230.27	-	-	-
226122002	RCTC 2021 SER B SR BDS RES ACCT	03/25/2022	03/25/2022	03/25/2022	3132AEF68	PAID DOWN PAR VALUE OF F H L M C #ZT1989 3.500% 1/01/33 FEBRUARY FHLMC DUE 3/25/22	(2,543.03)	-	-	2,543.03	(2,732.52)	(85.16)	(104.33)
226122002	RCTC 2021 SER B SR BDS RES ACCT	03/25/2022			3132AEF68	INTEREST EARNED ON F H L M C #ZT1989 3.500% 1/01/33 $1 PV ON 329.2000 SHARES DUE 3/25/2022 FEBRUARY FHLMC DUE 3/25/22	-	-	-	329.20	-	-	-
226122002	RCTC 2021 SER B SR BDS RES ACCT	03/25/2022	03/25/2022	03/25/2022	3132D9C93	PAID DOWN PAR VALUE OF F H L M C #SC0096 3.000% 10/01/40 FEBRUARY FHLMC DUE 3/25/22	(2,110.67)	-	-	2,110.67	(2,238.08)	(127.41)	-
226122002	RCTC 2021 SER B SR BDS RES ACCT	03/25/2022			3132D9C93	INTEREST EARNED ON F H L M C #SC0096 3.000% 10/01/40 $1 PV ON 355.7700 SHARES DUE 3/25/2022 FEBRUARY FHLMC DUE 3/25/22	-	-	-	355.77	-	-	-
226122002	RCTC 2021 SER B SR BDS RES ACCT	03/25/2022			3136ADZA0	INTEREST EARNED ON F N M A GTD REMIC 1.250% 4/25/28 $1 PV ON 80.7800 SHARES DUE 3/25/2022 $0.00104/PV ON 77,547.33 PV DUE 3/25/22	-	-	-	80.78	-	-	-
226122002	RCTC 2021 SER B SR BDS RES ACCT	03/25/2022	03/25/2022	03/25/2022	3136ADZA0	PAID DOWN PAR VALUE OF F N M A GTD REMIC 1.250% 4/25/28	(2,470.81)	-	-	2,470.81	(2,495.00)	-	(24.19)

RIVERSIDE COUNTY TRANSPORTATION COMMISSION

91 CIP STAMP Portfolio Transaction Report by Account
Quarter ended March 31, 2022

Source Account	Account	Transaction Date	Trade Date	Settlement Date	CUSIP	Description	Units	Price	Miscellaneous Fees	Net Cash Amount	Federal Tax Cost Amount	Short Term Gain/Loss Amount	Long Term Gain/Loss Amount
226122002	RCTC 2021 SER B SR BDS RES ACCT	03/25/2022			3136AQZK9	INTEREST EARNED ON F N M A GTD REMIC 2.000% 11/25/31 $1 PV ON 93.4000 SHARES DUE 3/25/2022 $0.00167/PV ON 56,037.98 PV DUE 3/25/22	-	-	-	93.40	-	-	-
226122002	RCTC 2021 SER B SR BDS RES ACCT	03/25/2022	03/25/2022	03/25/2022	3136AQZK9	PAID DOWN PAR VALUE OF F N M A GTD REMIC 2.000% 11/25/31	(1,340.37)	-	-	1,340.37	(1,376.68)	-	(36.31)
226122002	RCTC 2021 SER B SR BDS RES ACCT	03/25/2022			3137AUPE3	INTEREST EARNED ON F H L M C MLTCL MT 2.396% 6/25/22 $1 PV ON 256.7600 SHARES DUE 3/25/2022 $0.00200/PV ON 128,592.12 PV DUE 3/25/22	-	-	-	256.76	-	-	-
226122002	RCTC 2021 SER B SR BDS RES ACCT	03/25/2022	03/25/2022	03/25/2022	3137AUPE3	PAID DOWN PAR VALUE OF F H L M C MLTCL MT 2.396% 6/25/22	(13,446.85)	-	-	13,446.85	(13,080.15)	-	366.70
226122002	RCTC 2021 SER B SR BDS RES ACCT	03/25/2022			3137B1UG5	INTEREST EARNED ON F H L M C MLTCL MTG 2.637% 1/25/23 $1 PV ON 384.5600 SHARES DUE 3/25/2022 $0.00220/PV ON 175,000.00 PV DUE 3/25/22	-	-	-	384.56	-	-	-
226122002	RCTC 2021 SER B SR BDS RES ACCT	03/25/2022			3137BLUR7	INTEREST EARNED ON F H L M C MLTCL MT 2.716% 6/25/22 $1 PV ON 607.3500 SHARES DUE 3/25/2022 $0.00226/PV ON 268,343.15 PV DUE 3/25/22	-	-	-	607.35	-	-	-
226122002	RCTC 2021 SER B SR BDS RES ACCT	03/25/2022	03/25/2022	03/25/2022	3137BLUR7	PAID DOWN PAR VALUE OF F H L M C MLTCL MT 2.716% 6/25/22	(67,565.38)	-	-	67,565.38	(68,087.96)	(522.58)	-
226122002	RCTC 2021 SER B SR BDS RES ACCT	03/25/2022			3137BQBZ9	INTEREST EARNED ON F H L M C MLTCL MTG 2.406% 3/25/23 $1 PV ON 298.7500 SHARES DUE 3/25/2022 $0.00201/PV ON 149,000.00 PV DUE 3/25/22	-	-	-	298.75	-	-	-
226122002	RCTC 2021 SER B SR BDS RES ACCT	03/25/2022	03/25/2022	03/25/2022	3137BQBZ9	PAID DOWN PAR VALUE OF F H L M C MLTCL MTG 2.406% 3/25/23	(10,825.23)	-	-	10,825.23	(10,909.80)	(84.57)	-
226122002	RCTC 2021 SER B SR BDS RES ACCT	03/25/2022			3137FBAB2	INTEREST EARNED ON F H L M C MLTCL MT 2.77704% 8/25/27 $1 PV ON 303.8000 SHARES DUE 3/25/2022 $0.00253/PV ON 120,000.00 PV DUE 3/25/22	-	-	-	303.80	-	-	-
226122002	RCTC 2021 SER B SR BDS RES ACCT	03/25/2022			3137FBAJ5	INTEREST EARNED ON F H L M C MLTCL MT 3.52704% 8/25/27 $1 PV ON 546.8300 SHARES DUE 3/25/2022 $0.00273/PV ON 200,000.00 PV DUE 3/25/22	-	-	-	546.83	-	-	-
226122002	RCTC 2021 SER B SR BDS RES ACCT	03/25/2022			3137FMD66	INTEREST EARNED ON F H L M C MLTCL MT 2.283% 5/25/26 $1 PV ON 117.8200 SHARES DUE 3/25/2022 $0.00630/PV ON 18,707.36 PV DUE 3/25/22	-	-	-	117.82	-	-	-
226122002	RCTC 2021 SER B SR BDS RES ACCT	03/25/2022	03/25/2022	03/25/2022	3137FMD66	PAID DOWN PAR VALUE OF F H L M C MLTCL MT 2.283% 5/25/26	(4,282.34)	-	-	4,282.34	(5,824.57)	-	(1,542.23)
226122002	RCTC 2021 SER B SR BDS RES ACCT	03/25/2022	03/25/2022	03/25/2022	3137FNAD2	PAID DOWN PAR VALUE OF F H L M C MLTCL MT 2.87496% 11/25/28	(212.00)	-	-	212.00	(215.56)	-	(3.56)
226122002	RCTC 2021 SER B SR BDS RES ACCT	03/25/2022			3137FNAD2	INTEREST EARNED ON F H L M C MLTCL MT 2.87496% 11/25/28 $1 PV ON 283.9500 SHARES DUE 3/25/2022 $0.00219/PV ON 129,507.89 PV DUE 3/25/22	-	-	-	283.95	-	-	-
226122002	RCTC 2021 SER B SR BDS RES ACCT	03/25/2022			3137FPJF3	INTEREST EARNED ON F H L M C MLTCL MT 2.258% 6/25/29 $1 PV ON 331.3700 SHARES DUE 3/25/2022 $0.00188/PV ON 176,107.19 PV DUE 3/25/22	-	-	-	331.37	-	-	-
226122002	RCTC 2021 SER B SR BDS RES ACCT	03/25/2022	03/25/2022	03/25/2022	3137FPJF3	PAID DOWN PAR VALUE OF F H L M C MLTCL MT 2.258% 6/25/29	(471.32)	-	-	471.32	(474.16)	-	(2.84)
226122002	RCTC 2021 SER B SR BDS RES ACCT	03/25/2022			3137FQ3Y7	INTEREST EARNED ON F H L M C MLTCL MT 2.51196% 7/25/29 $1 PV ON 322.3500 SHARES DUE 3/25/2022 $0.00183/PV ON 176,631.34 PV DUE 3/25/22	-	-	-	322.35	-	-	-
226122002	RCTC 2021 SER B SR BDS RES ACCT	03/25/2022	03/25/2022	03/25/2022	3137FQ3Y7	PAID DOWN PAR VALUE OF F H L M C MLTCL MT 2.51196% 7/25/29	(535.29)	-	-	535.29	(536.67)	-	(1.38)
226122002	RCTC 2021 SER B SR BDS RES ACCT	03/25/2022			3137FWHY9	INTEREST EARNED ON F H L M C MLTCL 0.826% 9/25/30 $1 PV ON 126.4600 SHARES DUE 3/25/2022 $0.00069/PV ON 183,627.89 PV DUE 3/25/22	-	-	-	126.46	-	-	-
226122002	RCTC 2021 SER B SR BDS RES ACCT	03/25/2022	03/25/2022	03/25/2022	3137FWHY9	PAID DOWN PAR VALUE OF F H L M C MLTCL 0.826% 9/25/30	(1,005.76)	-	-	1,005.76	(1,000.73)	-	5.03
226122002	RCTC 2021 SER B SR BDS RES ACCT	03/25/2022	03/25/2022	03/25/2022	3138LFGP7	PAID DOWN PAR VALUE OF F N M A #AN2905 2.550% 10/01/28 FEBRUARY FNMA DUE 3/25/22	(479.51)	-	-	479.51	(492.67)	-	(13.16)
226122002	RCTC 2021 SER B SR BDS RES ACCT	03/25/2022			3138LFGP7	INTEREST EARNED ON F N M A #AN2905 2.550% 10/01/28 $1 PV ON 532.9000 SHARES DUE 3/25/2022 FEBRUARY FNMA DUE 3/25/22	-	-	-	532.90	-	-	-
226122002	RCTC 2021 SER B SR BDS RES ACCT	03/25/2022	03/25/2022	03/25/2022	3140J6FU6	PAID DOWN PAR VALUE OF F N M A #BM1978 3.000% 10/01/32 FEBRUARY FNMA DUE 3/25/22	(888.10)	-	-	888.10	(937.09)	-	(48.99)
226122002	RCTC 2021 SER B SR BDS RES ACCT	03/25/2022			3140J6FU6	INTEREST EARNED ON F N M A #BM1978 3.000% 10/01/32 $1 PV ON 171.7600 SHARES DUE 3/25/2022 FEBRUARY FNMA DUE 3/25/22	-	-	-	171.76	-	-	-
226122002	RCTC 2021 SER B SR BDS RES ACCT	03/25/2022	03/25/2022	03/25/2022	3140X4H90	PAID DOWN PAR VALUE OF F N M A #FM1155 2.500% 6/01/32 FEBRUARY FNMA DUE 3/25/22	(2,466.46)	-	-	2,466.46	(2,584.97)	-	(118.51)
226122002	RCTC 2021 SER B SR BDS RES ACCT	03/25/2022			3140X4H90	INTEREST EARNED ON F N M A #FM1155 2.500% 6/01/32 $1 PV ON 225.9300 SHARES DUE 3/25/2022 FEBRUARY FNMA DUE 3/25/22	-	-	-	225.93	-	-	-
226122002	RCTC 2021 SER B SR BDS RES ACCT	03/25/2022			3140X7LS6	INTEREST EARNED ON F N M A #FM3936 2.500% 8/01/35 $1 PV ON 205.4100 SHARES DUE 3/25/2022 FEBRUARY FNMA DUE 3/25/22	-	-	-	205.41	-	-	-
226122002	RCTC 2021 SER B SR BDS RES ACCT	03/25/2022	03/25/2022	03/25/2022	3140X7LS6	PAID DOWN PAR VALUE OF F N M A #FM3936 2.500% 8/01/35 FEBRUARY FNMA DUE 3/25/22	(2,213.01)	-	-	2,213.01	(2,316.14)	(103.13)	-
226122002	RCTC 2021 SER B SR BDS RES ACCT	03/25/2022	03/25/2022	03/25/2022	31417YKF3	PAID DOWN PAR VALUE OF F N M A #MA0293 4.500% 1/01/30 FEBRUARY FNMA DUE 3/25/22	(1,813.31)	-	-	1,813.31	(946.83)	-	866.48
226122002	RCTC 2021 SER B SR BDS RES ACCT	03/25/2022			31417YKF3	INTEREST EARNED ON F N M A #MA0293 4.500% 1/01/30 $1 PV ON 241.4100 SHARES DUE 3/25/2022 FEBRUARY FNMA DUE 3/25/22	-	-	-	241.41	-	-	-
226122002	RCTC 2021 SER B SR BDS RES ACCT	03/25/2022	03/25/2022	03/25/2022	31418DQ47	PAID DOWN PAR VALUE OF F N M A #MA4074 2.000% 6/01/35 P & I DUE 03/25/22	(2,545.81)	-	-	2,545.81	(2,626.77)	(13.77)	(67.19)
226122002	RCTC 2021 SER B SR BDS RES ACCT	03/25/2022			31418DQ47	INTEREST EARNED ON F N M A #MA4074 2.000% 6/01/35 $1 PV ON 255.6000 SHARES DUE 3/25/2022 P & I DUE 03/25/22	-	-	-	255.60	-	-	-
226122002	RCTC 2021 SER B SR BDS RES ACCT	03/25/2022	03/25/2022	03/25/2022	31418DVU3	PAID DOWN PAR VALUE OF F N M A #MA4226 2.000% 12/01/30 FEBRUARY FNMA DUE 3/25/22	(2,344.06)	-	-	2,344.06	(2,433.18)	-	(89.12)
226122002	RCTC 2021 SER B SR BDS RES ACCT	03/25/2022			31418DVU3	INTEREST EARNED ON F N M A #MA4226 2.000% 12/01/30 $1 PV ON 218.2000 SHARES DUE 3/25/2022 FEBRUARY FNMA DUE 3/25/22	-	-	-	218.20	-	-	-
226122002	RCTC 2021 SER B SR BDS RES ACCT	03/25/2022	03/25/2022	03/25/2022	31418DXH0	PAID DOWN PAR VALUE OF F N M A #MA4279 2.000% 3/01/36 FEBRUARY FNMA DUE 3/25/22	(1,729.88)	-	-	1,729.88	(1,787.53)	-	(57.65)
226122002	RCTC 2021 SER B SR BDS RES ACCT	03/25/2022			31418DXH0	INTEREST EARNED ON F N M A #MA4279 2.000% 3/01/36 $1 PV ON 245.6300 SHARES DUE 3/25/2022 FEBRUARY FNMA DUE 3/25/22	-	-	-	245.63	-	-	-
226122002	RCTC 2021 SER B SR BDS RES ACCT	03/25/2022	03/25/2022	03/25/2022	31846V203	PURCHASED UNITS OF FIRST AM GOVT OB FD CL Y	2,801.41	1.00	-	(2,801.41)	2,801.41	-	-
226122002	RCTC 2021 SER B SR BDS RES ACCT	03/25/2022	03/25/2022	03/25/2022	31846V203	PURCHASED UNITS OF FIRST AM GOVT OB FD CL Y	127,534.43	1.00	-	(127,534.43)	127,534.43	-	-
226122002	RCTC 2021 SER B SR BDS RES ACCT	03/28/2022				CASH DISBURSEMENT TRANSFER TO PRINCIPAL 1	-	-	-	(255.60)	-	-	-
226122002	RCTC 2021 SER B SR BDS RES ACCT	03/28/2022				CASH RECEIPT TRANSFER FROM INCOME 1	-	-	-	255.60	-	-	-

RIVERSIDE COUNTY TRANSPORTATION COMMISSION

91 CIP STAMP Portfolio Transaction Report by Account
Quarter ended March 31, 2022

Source Account	Account	Transaction Date	Trade Date	Settlement Date	CUSIP	Description	Units	Price	Miscellaneous Fees	Net Cash Amount	Federal Tax Cost Amount	Short Term Gain/Loss Amount	Long Term Gain/Loss Amount
226122002	RCTC 2021 SER B SR BDS RES ACCT	03/29/2022	03/25/2022	03/29/2022	14041NFU0	PURCHASED PAR VALUE OF CAPITAL ONE MULTI 1.720% 8/15/24 /MTGSUS6SFIC BOFA SECS NEW YORK/175,000 PAR VALUE AT 100.09374857 %	175,000.00	1.00	-	(175,164.06)	175,164.06	-	-
226122002	RCTC 2021 SER B SR BDS RES ACCT	03/29/2022		03/29/2022	14041NFU0	PAID ACCRUED INTEREST ON PURCHASE OF CAPITAL ONE MULTI 1.720% 8/15/24	-	-	-	(117.06)	-	-	-
226122002	RCTC 2021 SER B SR BDS RES ACCT	03/29/2022	03/29/2022	03/29/2022	31846V203	SOLD UNITS OF FIRST AM GOVT OB FD CL Y	(175,281.12)	1.00	-	175,281.12	(175,281.12)	-	-
226122002	RCTC 2021 SER B SR BDS RES ACCT	03/31/2022	03/31/2022	03/31/2022	31846V203	SOLD UNITS OF FIRST AM GOVT OB FD CL Y	(500,612.08)	1.00	-	500,612.08	(500,612.08)	-	-
226122002	RCTC 2021 SER B SR BDS RES ACCT	03/31/2022	03/29/2022	03/31/2022	34528QHB3	PURCHASED PAR VALUE OF FORD CREDIT 0.7384% 9/15/24 /BARCUS3B BARCLAYS CAP WHIPPANY/500,000 PAR VALUE AT 100.078124 %	500,000.00	1.00	-	(500,390.62)	500,390.62	-	-
226122002	RCTC 2021 SER B SR BDS RES ACCT	03/31/2022		03/31/2022	34528QHB3	PAID ACCRUED INTEREST ON PURCHASE OF FORD CREDIT 0.7384% 9/15/24	-	-	-	(221.46)	-	-	-
										(0.00)	**41,369.01**	**(16,765.30)**	**(6,475.01)**
238302001	RCTC 2021 C SEC LIEN BDS RES ACCT	01/03/2022				CASH RECEIPT PRINCIPAL DUE	-	-	-	(2,149.49)	-	-	-
238302001	RCTC 2021 C SEC LIEN BDS RES ACCT	01/03/2022				CASH RECEIPT TRANSFER FROM INCOME 1	-	-	-	114.76	-	-	-
238302001	RCTC 2021 C SEC LIEN BDS RES ACCT	01/03/2022				CASH DISBURSEMENT TRANSFER TO PRINCIPAL 1	-	-	-	(114.76)	-	-	-
238302001	RCTC 2021 C SEC LIEN BDS RES ACCT	01/03/2022	01/03/2022	01/03/2022	3137B7YX1	DISTRIBUTED PAR VALUE OF F H L M C MLTCL MTG 2.592% 4/25/23 VALUED AT 6211.22 TO REMOVE	(6,134.11)	-	-	-	(6,235.05)	-	-
238302001	RCTC 2021 C SEC LIEN BDS RES ACCT	01/03/2022	11/25/2021	01/03/2022	3137BVZ74	PAID DOWN PAR VALUE OF F H L M C MLTCL MTG 3.045% 8/25/26	(2,149.49)	-	-	2,149.49	(2,271.18)	-	(121.69)
238302001	RCTC 2021 C SEC LIEN BDS RES ACCT	01/03/2022	01/03/2022	01/03/2022	3137BVZ74	DISTRIBUTED PAR VALUE OF F H L M C MLTCL MTG 3.045% 8/25/26 VALUED AT 2285.29 TO REMOVE POSITION	(2,192.71)	-	-	-	(2,316.84)	-	-
238302001	RCTC 2021 C SEC LIEN BDS RES ACCT	01/03/2022	01/03/2022	01/03/2022	31846V203	PURCHASED UNITS OF FIRST AM GOVT OB FD CL Y	350,146.08	1.00	-	(350,146.08)	350,146.08	-	-
238302001	RCTC 2021 C SEC LIEN BDS RES ACCT	01/03/2022			31846V203	INTEREST EARNED ON FIRST AM GOVT OB FD CL Y UNIT ON 0.0000 SHARES DUE 12/31/2021 INTEREST FROM 12/1/21 TO 12/31/21	-	-	-	1.72	-	-	-
238302001	RCTC 2021 C SEC LIEN BDS RES ACCT	01/03/2022	01/03/2022	01/03/2022	31846V203	PURCHASED UNITS OF FIRST AM GOVT OB FD CL Y	48,688.32	1.00	-	(48,688.32)	48,688.32	-	-
238302001	RCTC 2021 C SEC LIEN BDS RES ACCT	01/03/2022			575625AT5	INTEREST EARNED ON MASSACHUSETTS CLEAN 0.576% 7/01/22 $1 PV ON 85000.0000 SHARES DUE 1/1/2022	-	-	-	40.80	-	-	-
238302001	RCTC 2021 C SEC LIEN BDS RES ACCT	01/03/2022			842400HC0	INTEREST EARNED ON SOUTHERN CA EDISON 0.91346% 4/01/24 $1 PV ON 90000.0000 SHARES DUE 1/1/2022	-	-	-	202.20	-	-	-
238302001	RCTC 2021 C SEC LIEN BDS RES ACCT	01/03/2022	12/30/2021	12/31/2021	91282CCQ2	PURCHASE-REV PAR VALUE OF U S TREASURY NT 0.00001% 7/31/23 /DEUTSCHE BANK SECURITIES, INC./350,000 PAR VALUE AT 100.02241714 %	(350,000.00)	(1.00)	-	350,078.46	(350,078.46)	-	-
238302001	RCTC 2021 C SEC LIEN BDS RES ACCT	01/03/2022		12/31/2021	91282CCQ2	PAID ACCRUED INTEREST ON PURCHASE OF U S TREASURY NT 0.00001% 7/31/23	-	-	-	67.62	-	-	-
238302001	RCTC 2021 C SEC LIEN BDS RES ACCT	01/04/2022				CASH RECEIPT TRANSFER FROM INCOME 1	-	-	-	69.34	-	-	-
238302001	RCTC 2021 C SEC LIEN BDS RES ACCT	01/04/2022				CASH DISBURSEMENT TRANSFER TO PRINCIPAL 1	-	-	-	(69.34)	-	-	-
238302001	RCTC 2021 C SEC LIEN BDS RES ACCT	01/04/2022	01/04/2022	01/04/2022	31846V203	PURCHASED UNITS OF FIRST AM GOVT OB FD CL Y	1.72	1.00	-	(1.72)	1.72	-	-
238302001	RCTC 2021 C SEC LIEN BDS RES ACCT	01/04/2022	01/04/2022	01/04/2022	31846V203	SOLD UNITS OF FIRST AM GOVT OB FD CL Y	(350,128.14)	1.00	-	350,128.14	(350,128.14)	-	-
238302001	RCTC 2021 C SEC LIEN BDS RES ACCT	01/04/2022		12/31/2021	91282CCQ2	PAID ACCRUED INTEREST ON PURCHASE OF U S TREASURY NT 0.00001% 7/31/23	-	-	-	(49.68)	-	-	-
238302001	RCTC 2021 C SEC LIEN BDS RES ACCT	01/04/2022	12/30/2021	12/31/2021	91282CCQ2	PURCHASED PAR VALUE OF U S TREASURY NT 0.00001% 7/31/23 /DEUTSCHE BANK SECURITIES, INC./350,000 PAR VALUE AT 100.02241714 %	350,000.00	1.00	-	(350,078.46)	350,078.46	-	-
238302001	RCTC 2021 C SEC LIEN BDS RES ACCT	01/05/2022	01/04/2022	01/05/2022	02530KBH2	PURCHASED PAR VALUE OF AMERICAN CRYSTAL SUGAR C P 2/17/22 /WFSLUS33 WELLS FARGO CHARL NC/150,000 PAR VALUE AT 99.96416667 %	150,000.00	1.00	-	(149,946.25)	149,946.25	-	-
238302001	RCTC 2021 C SEC LIEN BDS RES ACCT	01/05/2022			3137B3NW4	PAR VALUE OF F H L M C MLTCL MTG 2.778% 9/25/22 ADJUSTED BY -1441.2800 LOSSES	(1,441.28)	-	-	-	-	-	-
238302001	RCTC 2021 C SEC LIEN BDS RES ACCT	01/05/2022			3137FMD66	PAR VALUE OF F H L M C MLTCL MT 2.283% 5/25/26 ADJUSTED BY -9712.2800 LOSSES	(9,712.28)	-	-	-	-	-	-
238302001	RCTC 2021 C SEC LIEN BDS RES ACCT	01/05/2022			3137FNAD2	PAR VALUE OF F H L M C MLTCL MT 2.87496% 11/25/28 ADJUSTED BY -201.5500 LOSSES	(201.55)	-	-	-	-	-	-
238302001	RCTC 2021 C SEC LIEN BDS RES ACCT	01/05/2022			3137FPJF3	PAR VALUE OF F H L M C MLTCL MT 2.258% 6/25/29 ADJUSTED BY -441.9800 LOSSES	(441.98)	-	-	-	-	-	-
238302001	RCTC 2021 C SEC LIEN BDS RES ACCT	01/05/2022			3137FQ3Y7	PAR VALUE OF F H L M C MLTCL MT 2.51196% 7/25/29 ADJUSTED BY -438.0800 LOSSES	(438.08)	-	-	-	-	-	-
238302001	RCTC 2021 C SEC LIEN BDS RES ACCT	01/05/2022	01/05/2022	01/05/2022	31846V203	SOLD UNITS OF FIRST AM GOVT OB FD CL Y	(149,946.25)	1.00	-	149,946.25	(149,946.25)	-	-
238302001	RCTC 2021 C SEC LIEN BDS RES ACCT	01/05/2022	01/05/2022	01/05/2022	31846V203	PURCHASED UNITS OF FIRST AM GOVT OB FD CL Y	145,167.70	1.00	-	(145,167.70)	145,167.70	-	-
238302001	RCTC 2021 C SEC LIEN BDS RES ACCT	01/05/2022	01/04/2022	01/05/2022	69350BBE5	PURCHASED PAR VALUE OF PPG INDUSTRIES C P 2/14/22 /MIZUHO SECURITIES USA INC./150,000 PAR VALUE AT 99.97222 %	150,000.00	1.00	-	(149,958.33)	149,958.33	-	-
238302001	RCTC 2021 C SEC LIEN BDS RES ACCT	01/05/2022		01/05/2022	91282CCQ2	RECEIVED ACCRUED INTEREST ON SALE OF U S TREASURY NT 0.00001% 7/31/23	-	-	-	22.90	-	-	-
238302001	RCTC 2021 C SEC LIEN BDS RES ACCT	01/05/2022	01/04/2022	01/05/2022	91282CCQ2	SOLD PAR VALUE OF U S TREASURY NT 0.00001% 7/31/23 /JCSIUS33 HSBC SECS USA NY/145,000 PAR VALUE AT 100.03015862 %	(145,000.00)	1.00	-	145,043.73	(145,032.50)	11.23	-
238302001	RCTC 2021 C SEC LIEN BDS RES ACCT	01/05/2022		01/05/2022	91282CCQ2	RECEIVED ACCRUED INTEREST ON SALE OF U S TREASURY NT 0.00001% 7/31/23	-	-	-	23.69	-	-	-
238302001	RCTC 2021 C SEC LIEN BDS RES ACCT	01/05/2022	01/04/2022	01/05/2022	91282CCQ2	SOLD PAR VALUE OF U S TREASURY NT 0.00001% 7/31/23 /JCSIUS33 HSBC SECS USA NY/150,000 PAR VALUE AT 100.02380667 %	(150,000.00)	1.00	-	150,035.71	(150,033.63)	2.08	-
238302001	RCTC 2021 C SEC LIEN BDS RES ACCT	01/10/2022	01/10/2022	01/10/2022	31846V203	PURCHASED UNITS OF FIRST AM GOVT OB FD CL Y	50,190.16	1.00	-	(50,190.16)	50,190.16	-	-
238302001	RCTC 2021 C SEC LIEN BDS RES ACCT	01/10/2022		01/10/2022	91282CDE8	RECEIVED ACCRUED INTEREST ON SALE OF U S TREASURY NT 0.325% 10/31/23	-	-	-	37.14	-	-	-
238302001	RCTC 2021 C SEC LIEN BDS RES ACCT	01/10/2022	01/10/2022	01/10/2022	91282CDE8	SOLD PAR VALUE OF U S TREASURY NT 0.325% 10/31/23 /WELLS FARGO SECURITIES, LLC/200,000 PAR VALUE AT 100.06401 %	(200,000.00)	1.00	-	200,128.02	(200,044.55)	83.47	-
238302001	RCTC 2021 C SEC LIEN BDS RES ACCT	01/10/2022	01/10/2022	01/10/2022	93884FB35	PURCHASED PAR VALUE OF WASHINGTON GAS C P 2/03/22 /BOFA SECURITIES, INC./FXD INC/150,000 PAR VALUE AT 99.98333333 %	150,000.00	1.00	-	(149,975.00)	149,975.00	-	-
238302001	RCTC 2021 C SEC LIEN BDS RES ACCT	01/11/2022				CASH DISBURSEMENT TRANSFER TO PRINCIPAL 1	-	-	-	(34.05)	-	-	-
238302001	RCTC 2021 C SEC LIEN BDS RES ACCT	01/11/2022				CASH RECEIPT TRANSFER FROM INCOME 1	-	-	-	34.05	-	-	-
238302001	RCTC 2021 C SEC LIEN BDS RES ACCT	01/11/2022	01/08/2022	01/11/2022	14687AAM0	PAID DOWN PAR VALUE OF CARVANA AUTO REC 0.280% 11/08/23	(2,641.41)	-	-	2,641.41	(2,641.41)	-	-
238302001	RCTC 2021 C SEC LIEN BDS RES ACCT	01/11/2022			14687AAM0	INTEREST EARNED ON CARVANA AUTO REC 0.280% 11/08/23 $1 PV ON 1.6600 SHARES DUE 1/8/2022 $0.00023/PV ON 7,110.13 PV DUE 1/8/22	-	-	-	1.66	-	-	-
238302001	RCTC 2021 C SEC LIEN BDS RES ACCT	01/11/2022	01/11/2022	01/11/2022	31846V203	PURCHASED UNITS OF FIRST AM GOVT OB FD CL Y	2,643.07	1.00	-	(2,643.07)	2,643.07	-	-

RIVERSIDE COUNTY TRANSPORTATION COMMISSION

91 CIP STAMP Portfolio Transaction Report by Account
Quarter ended March 31, 2022

Source Account	Account	Transaction Date	Trade Date	Settlement Date	CUSIP	Description	Units	Price	Miscellaneous Fees	Net Cash Amount	Federal Tax Cost Amount	Short Term Gain/Loss Amount	Long Term Gain/Loss Amount
238302001	RCTC 2021 C SEC LIEN BDS RES ACCT	01/11/2022	01/11/2022	01/11/2022	31846V203	SOLD UNITS OF FIRST AM GOVT OB FD CL Y	(30,000.00)	1.00	-	30,000.00	(30,000.00)	-	-
238302001	RCTC 2021 C SEC LIEN BDS RES ACCT	01/11/2022	01/04/2022	01/11/2022	828807DR5	PURCHASED PAR VALUE OF SIMON PPTY L P 0.53523% 1/11/24 /JPMSUS3X JP MORGAN SEC NY/30,000 PAR VALUE AT 100 %	30,000.00	1.00	-	(30,000.00)	30,000.00	-	-
238302001	RCTC 2021 C SEC LIEN BDS RES ACCT	01/12/2022				CASH DISBURSEMENT TRANSFER TO PRINCIPAL 1	-	-	-	(1.66)	-	-	-
238302001	RCTC 2021 C SEC LIEN BDS RES ACCT	01/12/2022				CASH RECEIPT TRANSFER FROM INCOME 1	-	-	-	1.66	-	-	-
238302001	RCTC 2021 C SEC LIEN BDS RES ACCT	01/13/2022	01/13/2022	01/13/2022	31846V203	SOLD UNITS OF FIRST AM GOVT OB FD CL Y	(39,872.66)	1.00	-	39,872.66	(39,872.66)	-	-
238302001	RCTC 2021 C SEC LIEN BDS RES ACCT	01/13/2022	01/13/2022	01/13/2022	63743DBG5	PURCHASED PAR VALUE OF NATIONAL RURAL UTILS C P 2/16/22 /MIZUHO SECURITIES USA INC./150,000 PAR VALUE AT 99.983 %	150,000.00	1.00	-	(149,974.50)	149,974.50	-	-
238302001	RCTC 2021 C SEC LIEN BDS RES ACCT	01/13/2022		01/13/2022	91282CDE8	RECEIVED ACCRUED INTEREST ON SALE OF U S TREASURY NT 0.325% 10/31/23	-	-	-	21.76	-	-	-
238302001	RCTC 2021 C SEC LIEN BDS RES ACCT	01/13/2022	01/13/2022	01/13/2022	91282CDE8	SOLD PAR VALUE OF U S TREASURY NT 0.325% 10/31/23 /BARCLAYS CAPITAL INC. FIXED IN/110,000 PAR VALUE AT 100.0728 %	(110,000.00)	1.00	-	110,080.08	(110,024.50)	55.58	-
238302001	RCTC 2021 C SEC LIEN BDS RES ACCT	01/14/2022				CASH RECEIPT TRANSFER FROM INCOME 1	-	-	-	21.76	-	-	-
238302001	RCTC 2021 C SEC LIEN BDS RES ACCT	01/14/2022				CASH DISBURSEMENT TRANSFER TO PRINCIPAL 1	-	-	-	(21.76)	-	-	-
238302001	RCTC 2021 C SEC LIEN BDS RES ACCT	01/18/2022				CASH RECEIPT TRANSFER FROM INCOME 1	-	-	-	2,054.95	-	-	-
238302001	RCTC 2021 C SEC LIEN BDS RES ACCT	01/18/2022				CASH DISBURSEMENT TRANSFER TO PRINCIPAL 1	-	-	-	(2,054.95)	-	-	-
238302001	RCTC 2021 C SEC LIEN BDS RES ACCT	01/18/2022			02582JHS2	INTEREST EARNED ON AMERICAN EXPRESS 0.47706% 10/15/25 $1 PV ON 40.5900 SHARES DUE 1/15/2022 $0.00041/PV ON 100,000.00 PV DUE 1/15/22	-	-	-	40.59	-	-	-
238302001	RCTC 2021 C SEC LIEN BDS RES ACCT	01/18/2022		01/18/2022	02588QAB4	PAID ACCRUED INTEREST ON PURCHASE OF AMERICAN EXPRESS 2.870% 10/15/24	-	-	-	(23.92)	-	-	-
238302001	RCTC 2021 C SEC LIEN BDS RES ACCT	01/18/2022	01/11/2022	01/18/2022	02588QAB4	PURCHASED PAR VALUE OF AMERICAN EXPRESS 2.870% 10/15/24 /TORONTO DOMINION SECURITIES (U/100,000 PAR VALUE AT 100.42188 %	100,000.00	1.00	-	(100,421.88)	100,421.88	-	-
238302001	RCTC 2021 C SEC LIEN BDS RES ACCT	01/18/2022	01/15/2022	01/18/2022	14042WAC4	PAID DOWN PAR VALUE OF CAPITAL ONE PRIME 2.510% 11/15/23	(2,254.37)	-	-	2,254.37	(2,271.30)	(16.93)	-
238302001	RCTC 2021 C SEC LIEN BDS RES ACCT	01/18/2022			14042WAC4	INTEREST EARNED ON CAPITAL ONE PRIME 2.510% 11/15/23 $1 PV ON 34.2100 SHARES DUE 1/15/2022 $0.00209/PV ON 16,357.32 PV DUE 1/15/22	-	-	-	34.21	-	-	-
238302001	RCTC 2021 C SEC LIEN BDS RES ACCT	01/18/2022	01/15/2022	01/18/2022	14316LAC7	PAID DOWN PAR VALUE OF CARMAX AUTO OWNER 2.680% 3/15/24	(7,129.19)	-	-	7,129.19	(7,210.78)	(81.59)	-
238302001	RCTC 2021 C SEC LIEN BDS RES ACCT	01/18/2022			14316LAC7	INTEREST EARNED ON CARMAX AUTO OWNER 2.680% 3/15/24 $1 PV ON 149.4400 SHARES DUE 1/15/2022 $0.00223/PV ON 66,915.45 PV DUE 1/15/22	-	-	-	149.44	-	-	-
238302001	RCTC 2021 C SEC LIEN BDS RES ACCT	01/18/2022			31307NP40	INTEREST EARNED ON F H L M C GD J32243 3.000% 7/01/30 $1 PV ON 442.9700 SHARES DUE 1/15/2022 DECEMBER FHLMC DUE 1/15/22	-	-	-	442.97	-	-	-
238302001	RCTC 2021 C SEC LIEN BDS RES ACCT	01/18/2022	01/15/2022	01/18/2022	31307NP40	PAID DOWN PAR VALUE OF F H L M C GD J32243 3.000% 7/01/30 DECEMBER FHLMC DUE 1/15/22	(3,349.02)	-	-	3,349.02	(3,554.11)	(205.09)	-
238302001	RCTC 2021 C SEC LIEN BDS RES ACCT	01/18/2022	01/15/2022	01/18/2022	3137AQQE1	PAID DOWN PAR VALUE OF F H L M C MLTCL MTG 1.500% 5/15/27	(2,315.92)	-	-	2,315.92	(2,349.08)	(33.16)	-
238302001	RCTC 2021 C SEC LIEN BDS RES ACCT	01/18/2022			3137AQQE1	INTEREST EARNED ON F H L M C MLTCL MTG 1.500% 5/15/27 $1 PV ON 101.5000 SHARES DUE 1/15/2022 $0.00125/PV ON 81,198.94 PV DUE 1/15/22	-	-	-	101.50	-	-	-
238302001	RCTC 2021 C SEC LIEN BDS RES ACCT	01/18/2022	01/15/2022	01/18/2022	3137AYSH5	PAID DOWN PAR VALUE OF F H L M C MLTCL MTG 1.750% 12/15/42	(3,346.82)	-	-	3,346.82	(3,415.98)	(69.16)	-
238302001	RCTC 2021 C SEC LIEN BDS RES ACCT	01/18/2022			3137AYSH5	INTEREST EARNED ON F H L M C MLTCL MTG 1.750% 12/15/42 $1 PV ON 202.7700 SHARES DUE 1/15/2022 $0.00146/PV ON 139,041.53 PV DUE 1/15/22	-	-	-	202.77	-	-	-
238302001	RCTC 2021 C SEC LIEN BDS RES ACCT	01/18/2022	01/15/2022	01/18/2022	3137B5A60	PAID DOWN PAR VALUE OF F H L M C MLTCL MTG 2.500% 10/15/28	(373.64)	-	-	373.64	(375.68)	-	(2.04)
238302001	RCTC 2021 C SEC LIEN BDS RES ACCT	01/18/2022			3137B5A60	INTEREST EARNED ON F H L M C MLTCL MTG 2.500% 10/15/28 $1 PV ON 16.8700 SHARES DUE 1/15/2022 $0.00208/PV ON 8,099.36 PV DUE 1/15/22	-	-	-	16.87	-	-	-
238302001	RCTC 2021 C SEC LIEN BDS RES ACCT	01/18/2022	01/15/2022	01/18/2022	3137B6DF5	PAID DOWN PAR VALUE OF F H L M C MLTCL MTG 2.000% 11/15/26	(4,133.94)	-	-	4,133.94	(4,090.99)	-	42.95
238302001	RCTC 2021 C SEC LIEN BDS RES ACCT	01/18/2022			3137B6DF5	INTEREST EARNED ON F H L M C MLTCL MTG 2.000% 11/15/26 $1 PV ON 113.4100 SHARES DUE 1/15/2022 $0.00167/PV ON 68,044.52 PV DUE 1/15/22	-	-	-	113.41	-	-	-
238302001	RCTC 2021 C SEC LIEN BDS RES ACCT	01/18/2022	01/15/2022	01/18/2022	3137B9RN7	PAID DOWN PAR VALUE OF F H L M C MLTCL MTG 2.500% 12/15/27	(4,657.28)	-	-	4,657.28	(4,734.01)	(76.73)	-
238302001	RCTC 2021 C SEC LIEN BDS RES ACCT	01/18/2022			3137B9RN7	INTEREST EARNED ON F H L M C MLTCL MTG 2.500% 12/15/27 $1 PV ON 180.3700 SHARES DUE 1/15/2022 $0.00208/PV ON 86,579.34 PV DUE 1/15/22	-	-	-	180.37	-	-	-
238302001	RCTC 2021 C SEC LIEN BDS RES ACCT	01/18/2022	01/18/2022	01/18/2022	31846V203	PURCHASED UNITS OF FIRST AM GOVT OB FD CL Y	14,156.13	1.00	-	(14,156.13)	14,156.13	-	-
238302001	RCTC 2021 C SEC LIEN BDS RES ACCT	01/18/2022	01/18/2022	01/18/2022	31846V203	PURCHASED UNITS OF FIRST AM GOVT OB FD CL Y	85,731.01	1.00	-	(85,731.01)	85,731.01	-	-
238302001	RCTC 2021 C SEC LIEN BDS RES ACCT	01/18/2022			36176XE21	INTEREST EARNED ON G N M A #778953 3.000% 3/15/27 $1 PV ON 275.3900 SHARES DUE 1/15/2022 DECEMBER GNMA DUE 1/15/22	-	-	-	275.39	-	-	-
238302001	RCTC 2021 C SEC LIEN BDS RES ACCT	01/18/2022	01/15/2022	01/18/2022	36176XE21	PAID DOWN PAR VALUE OF G N M A #778953 3.000% 3/15/27 DECEMBER GNMA DUE 1/15/22	(2,509.15)	-	-	2,509.15	(2,584.84)	-	(75.69)
238302001	RCTC 2021 C SEC LIEN BDS RES ACCT	01/18/2022			36176XQB8	INTEREST EARNED ON G N M A #779250 3.000% 5/15/27 $1 PV ON 90.8200 SHARES DUE 1/15/2022 DECEMBER GNMA DUE 1/15/22	-	-	-	90.82	-	-	-
238302001	RCTC 2021 C SEC LIEN BDS RES ACCT	01/18/2022	01/15/2022	01/18/2022	36176XQB8	PAID DOWN PAR VALUE OF G N M A #779250 3.000% 5/15/27 DECEMBER GNMA DUE 1/15/22	(1,396.92)	-	-	1,396.92	(1,447.81)	(50.89)	-
238302001	RCTC 2021 C SEC LIEN BDS RES ACCT	01/18/2022			36297GCD0	INTEREST EARNED ON G N M A #711168 4.500% 2/15/25 $1 PV ON 149.3900 SHARES DUE 1/15/2022 DECEMBER GNMA DUE 1/15/22	-	-	-	149.39	-	-	-
238302001	RCTC 2021 C SEC LIEN BDS RES ACCT	01/18/2022	01/15/2022	01/18/2022	36297GCD0	PAID DOWN PAR VALUE OF G N M A #711168 4.500% 2/15/25 DECEMBER GNMA DUE 1/15/22	(1,122.36)	-	-	1,122.36	(1,138.20)	-	(15.84)
238302001	RCTC 2021 C SEC LIEN BDS RES ACCT	01/18/2022	01/16/2022	01/18/2022	38376V2E6	PAID DOWN PAR VALUE OF G N M A GTD REMIC 4.000% 7/16/39	(1,940.90)	-	-	1,940.90	(1,990.39)	-	(49.49)
238302001	RCTC 2021 C SEC LIEN BDS RES ACCT	01/18/2022			38376V2E6	INTEREST EARNED ON G N M A GTD REMIC 4.000% 7/16/39 $1 PV ON 187.4900 SHARES DUE 1/16/2022 $0.00333/PV ON 56,247.67 PV DUE 1/16/22	-	-	-	187.49	-	-	-
238302001	RCTC 2021 C SEC LIEN BDS RES ACCT	01/18/2022			60678NAJ3	INTEREST EARNED ON MITSUBISHI HC CAP AMER C P 1/18/22 $1 PV ON 146000.0000 SHARES DUE 1/18/2022 146,000 PAR VALUE AT 100 %	-	-	-	30.82	-	-	-
238302001	RCTC 2021 C SEC LIEN BDS RES ACCT	01/18/2022	01/18/2022	01/18/2022	60678NAJ3	MATURED PAR VALUE OF MITSUBISHI HC CAP AMER C P 1/18/22 146,000 PAR VALUE AT 100 %	(146,000.00)	1.00	-	145,969.18	(145,969.18)	-	-
238302001	RCTC 2021 C SEC LIEN BDS RES ACCT	01/18/2022	01/15/2022	01/18/2022	65479HAC1	PAID DOWN PAR VALUE OF NISSAN AUTO 2.500% 11/15/23	(3,599.25)	-	-	3,599.25	(3,631.31)	(32.06)	-

RIVERSIDE COUNTY TRANSPORTATION COMMISSION

91 CIP STAMP Portfolio Transaction Report by Account
Quarter ended March 31, 2022

Source Account	Account	Transaction Date	Trade Date	Settlement Date	CUSIP	Description	Units	Price	Miscellaneous Fees	Net Cash Amount	Federal Tax Cost Amount	Short Term Gain/Loss Amount	Long Term Gain/Loss Amount
238302001	RCTC 2021 C SEC LIEN BDS RES ACCT	01/18/2022			65479HAC1	INTEREST EARNED ON NISSAN AUTO 2.500% 11/15/23 $1 PV ON 62.8300 SHARES DUE 1/15/2022 $0.00208/PV ON 30,159.33 PV DUE 1/15/22	-	-	-	62.83	-	-	-
238302001	RCTC 2021 C SEC LIEN BDS RES ACCT	01/18/2022	01/15/2022	01/18/2022	80285RAE8	PAID DOWN PAR VALUE OF SANTANDER DRIVE 0.960% 11/15/24	(11,533.58)	-	-	11,533.58	(11,547.55)	(13.97)	-
238302001	RCTC 2021 C SEC LIEN BDS RES ACCT	01/18/2022			80285RAE8	INTEREST EARNED ON SANTANDER DRIVE 0.960% 11/15/24 $1 PV ON 37.8000 SHARES DUE 1/15/2022 $0.00080/PV ON 47,247.80 PV DUE 1/15/22	-	-	-	37.80	-	-	-
238302001	RCTC 2021 C SEC LIEN BDS RES ACCT	01/18/2022	01/15/2022	01/18/2022	98162HAC4	PAID DOWN PAR VALUE OF WORLD OMNI 1.700% 1/15/23	(2,535.17)	-	-	2,535.17	(2,556.56)	(21.39)	-
238302001	RCTC 2021 C SEC LIEN BDS RES ACCT	01/18/2022			98162HAC4	INTEREST EARNED ON WORLD OMNI 1.700% 1/15/23 $1 PV ON 49.5800 SHARES DUE 1/15/2022 $0.00142/PV ON 35,000.00 PV DUE 1/15/22	-	-	-	49.58	-	-	-
238302001	RCTC 2021 C SEC LIEN BDS RES ACCT	01/19/2022	01/19/2022	01/19/2022	31846V203	SOLD UNITS OF FIRST AM GOVT OB FD CL Y	(51,339.22)	1.00	-	51,339.22	(51,339.22)	-	-
238302001	RCTC 2021 C SEC LIEN BDS RES ACCT	01/19/2022		01/19/2022	912828XB1	PAID ACCRUED INTEREST ON PURCHASE OF U S TREASURY NT 2.125% 5/15/25	-	-	-	(190.78)	-	-	-
238302001	RCTC 2021 C SEC LIEN BDS RES ACCT	01/19/2022	01/18/2022	01/19/2022	912828XB1	PURCHASED PAR VALUE OF U S TREASURY NT 2.125% 5/15/25 /CITADEL SECURITIES LLC/50,000 PAR VALUE AT 102.29688 %	50,000.00	1.02	-	(51,148.44)	51,148.44	-	-
238302001	RCTC 2021 C SEC LIEN BDS RES ACCT	01/20/2022				CASH RECEIPT TRANSFER FROM INCOME 1	-	-	-	1,950.00	-	-	-
238302001	RCTC 2021 C SEC LIEN BDS RES ACCT	01/20/2022				CASH DISBURSEMENT TRANSFER TO PRINCIPAL 1	-	-	-	(1,950.00)	-	-	-
238302001	RCTC 2021 C SEC LIEN BDS RES ACCT	01/20/2022		01/20/2022	3132A8GL7	RECEIVED ACCRUED INTEREST ON SALE OF F H L M C #ZS7403 3.000% 5/01/31	-	-	-	124.27	-	-	-
238302001	RCTC 2021 C SEC LIEN BDS RES ACCT	01/20/2022	01/18/2022	01/20/2022	3132A8GL7	SOLD PAR VALUE OF F H L M C #ZS7403 3.000% 5/01/31 /STONEX FINANCIAL INC./BD RATES/78,488.8 PAR VALUE AT 103.62500457 %	(78,488.80)	1.04	-	81,334.02	(83,063.23)	(1,729.21)	-
238302001	RCTC 2021 C SEC LIEN BDS RES ACCT	01/20/2022	01/20/2022	01/20/2022	31846V203	PURCHASED UNITS OF FIRST AM GOVT OB FD CL Y	65,345.41	1.00	-	(65,345.41)	65,345.41	-	-
238302001	RCTC 2021 C SEC LIEN BDS RES ACCT	01/20/2022	01/20/2022	01/20/2022	31846V203	SOLD UNITS OF FIRST AM GOVT OB FD CL Y	(61,701.53)	1.00	-	61,701.53	(61,701.53)	-	-
238302001	RCTC 2021 C SEC LIEN BDS RES ACCT	01/20/2022			36179MU32	INTEREST EARNED ON G N M A I I #MA0602 3.000% 12/20/27 $1 PV ON 163.5100 SHARES DUE 1/20/2022 DECEMBER GNMA DUE 1/20/22	-	-	-	163.51	-	-	-
238302001	RCTC 2021 C SEC LIEN BDS RES ACCT	01/20/2022	01/20/2022	01/20/2022	36179MU32	PAID DOWN PAR VALUE OF G N M A I I #MA0602 3.000% 12/20/27 DECEMBER GNMA DUE 1/20/22	(1,916.78)	-	-	1,916.78	(1,984.27)	-	(67.49)
238302001	RCTC 2021 C SEC LIEN BDS RES ACCT	01/20/2022			36179NAJ7	INTEREST EARNED ON G N M A I I #MA0909 3.000% 4/20/28 $1 PV ON 62.1600 SHARES DUE 1/20/2022 DECEMBER GNMA DUE 1/20/22	-	-	-	62.16	-	-	-
238302001	RCTC 2021 C SEC LIEN BDS RES ACCT	01/20/2022	01/20/2022	01/20/2022	36179NAJ7	PAID DOWN PAR VALUE OF G N M A I I #MA0909 3.000% 4/20/28 DECEMBER GNMA DUE 1/20/22	(686.88)	-	-	686.88	(712.48)	-	(25.60)
238302001	RCTC 2021 C SEC LIEN BDS RES ACCT	01/20/2022			36179NHK7	INTEREST EARNED ON G N M A I I #MA1134 3.000% 7/20/28 $1 PV ON 178.2300 SHARES DUE 1/20/2022 DECEMBER GNMA DUE 1/20/22	-	-	-	178.23	-	-	-
238302001	RCTC 2021 C SEC LIEN BDS RES ACCT	01/20/2022	01/20/2022	01/20/2022	36179NHK7	PAID DOWN PAR VALUE OF G N M A I I #MA1134 3.000% 7/20/28 DECEMBER GNMA DUE 1/20/22	(2,920.42)	-	-	2,920.42	(3,048.00)	(127.58)	-
238302001	RCTC 2021 C SEC LIEN BDS RES ACCT	01/20/2022			36179RHM4	INTEREST EARNED ON G N M A I I #MA2936 3.500% 7/20/30 $1 PV ON 190.8400 SHARES DUE 1/20/2022 DECEMBER GNMA DUE 1/20/22	-	-	-	190.84	-	-	-
238302001	RCTC 2021 C SEC LIEN BDS RES ACCT	01/20/2022	01/20/2022	01/20/2022	36179RHM4	PAID DOWN PAR VALUE OF G N M A I I #MA2936 3.500% 7/20/30 DECEMBER GNMA DUE 1/20/22	(1,867.25)	-	-	1,867.25	(1,952.38)	-	(85.13)
238302001	RCTC 2021 C SEC LIEN BDS RES ACCT	01/20/2022			36179TF83	INTEREST EARNED ON G N M A I I #MA4691 3.500% 9/20/32 $1 PV ON 177.3600 SHARES DUE 1/20/2022 DECEMBER GNMA DUE 1/20/22	-	-	-	177.36	-	-	-
238302001	RCTC 2021 C SEC LIEN BDS RES ACCT	01/20/2022	01/20/2022	01/20/2022	36179TF83	PAID DOWN PAR VALUE OF G N M A I I #MA4691 3.500% 9/20/32 DECEMBER GNMA DUE 1/20/22	(2,120.76)	-	-	2,120.76	(2,228.71)	-	(107.95)
238302001	RCTC 2021 C SEC LIEN BDS RES ACCT	01/20/2022			36202F3H7	INTEREST EARNED ON G N M A I I #005300 3.000% 2/20/27 $1 PV ON 135.4900 SHARES DUE 1/20/2022 DECEMBER GNMA DUE 1/20/22	-	-	-	135.49	-	-	-
238302001	RCTC 2021 C SEC LIEN BDS RES ACCT	01/20/2022	01/20/2022	01/20/2022	36202F3H7	PAID DOWN PAR VALUE OF G N M A I I #005300 3.000% 2/20/27 DECEMBER GNMA DUE 1/20/22	(1,836.36)	-	-	1,836.36	(1,899.76)	(63.40)	-
238302001	RCTC 2021 C SEC LIEN BDS RES ACCT	01/20/2022	01/20/2022	01/20/2022	38376TTT9	PAID DOWN PAR VALUE OF G N M A GTD REMIC 3.000% 11/20/39	(673.07)	-	-	673.07	(683.72)	-	(10.65)
238302001	RCTC 2021 C SEC LIEN BDS RES ACCT	01/20/2022			38376TTT9	INTEREST EARNED ON G N M A GTD REMIC 3.000% 11/20/39 $1 PV ON 49.6000 SHARES DUE 1/20/2022 $0.00250/PV ON 19,841.23 PV DUE 1/20/22	-	-	-	49.60	-	-	-
238302001	RCTC 2021 C SEC LIEN BDS RES ACCT	01/20/2022	01/20/2022	01/20/2022	38376WA62	PAID DOWN PAR VALUE OF G N M A GTD REMIC 4.000% 10/20/39	(1,566.36)	-	-	1,566.36	(1,617.70)	-	(51.34)
238302001	RCTC 2021 C SEC LIEN BDS RES ACCT	01/20/2022			38376WA62	INTEREST EARNED ON G N M A GTD REMIC 4.000% 10/20/39 $1 PV ON 148.4900 SHARES DUE 1/20/2022 $0.00333/PV ON 44,545.84 PV DUE 1/20/22	-	-	-	148.49	-	-	-
238302001	RCTC 2021 C SEC LIEN BDS RES ACCT	01/20/2022	01/20/2022	01/20/2022	38377LFC7	PAID DOWN PAR VALUE OF G N M A GTD REMIC 2.500% 12/20/39	(2,978.79)	-	-	2,978.79	(3,005.77)	(26.98)	-
238302001	RCTC 2021 C SEC LIEN BDS RES ACCT	01/20/2022			38377LFC7	INTEREST EARNED ON G N M A GTD REMIC 2.500% 12/20/39 $1 PV ON 22.3200 SHARES DUE 1/20/2022 $0.00208/PV ON 10,713.54 PV DUE 1/20/22	-	-	-	22.32	-	-	-
238302001	RCTC 2021 C SEC LIEN BDS RES ACCT	01/20/2022	01/20/2022	01/20/2022	38377QKH9	PAID DOWN PAR VALUE OF G N M A GTD REMIC 3.000% 8/20/40	(939.43)	-	-	939.43	(950.12)	-	(10.69)
238302001	RCTC 2021 C SEC LIEN BDS RES ACCT	01/20/2022			38377QKH9	INTEREST EARNED ON G N M A GTD REMIC 3.000% 8/20/40 $1 PV ON 33.5500 SHARES DUE 1/20/2022 $0.00250/PV ON 13,419.15 PV DUE 1/20/22	-	-	-	33.55	-	-	-
238302001	RCTC 2021 C SEC LIEN BDS RES ACCT	01/20/2022	01/20/2022	01/20/2022	38377RVK8	PAID DOWN PAR VALUE OF G N M A GTD REMIC 3.000% 4/20/39	(1,411.51)	-	-	1,411.51	(1,439.10)	(27.59)	-
238302001	RCTC 2021 C SEC LIEN BDS RES ACCT	01/20/2022			38377RVK8	INTEREST EARNED ON G N M A GTD REMIC 3.000% 4/20/39 $1 PV ON 104.3800 SHARES DUE 1/20/2022 $0.00250/PV ON 41,753.32 PV DUE 1/20/22	-	-	-	104.38	-	-	-
238302001	RCTC 2021 C SEC LIEN BDS RES ACCT	01/20/2022	01/20/2022	01/20/2022	38377YTL4	PAID DOWN PAR VALUE OF G N M A GTD REMIC 2.000% 5/20/40	(2,050.24)	-	-	2,050.24	(2,025.25)	-	24.99
238302001	RCTC 2021 C SEC LIEN BDS RES ACCT	01/20/2022			38377YTL4	INTEREST EARNED ON G N M A GTD REMIC 2.000% 5/20/40 $1 PV ON 70.7600 SHARES DUE 1/20/2022 $0.00167/PV ON 42,456.59 PV DUE 1/20/22	-	-	-	70.76	-	-	-
238302001	RCTC 2021 C SEC LIEN BDS RES ACCT	01/20/2022	01/20/2022	01/20/2022	38378AU90	PAID DOWN PAR VALUE OF G N M A GTD REMIC 3.000% 10/20/26	(2,531.22)	-	-	2,531.22	(2,571.14)	-	(39.92)
238302001	RCTC 2021 C SEC LIEN BDS RES ACCT	01/20/2022			38378AU90	INTEREST EARNED ON G N M A GTD REMIC 3.000% 10/20/26 $1 PV ON 106.2300 SHARES DUE 1/20/2022 $0.00250/PV ON 42,490.67 PV DUE 1/20/22	-	-	-	106.23	-	-	-
238302001	RCTC 2021 C SEC LIEN BDS RES ACCT	01/20/2022	01/20/2022	01/20/2022	38378FRB8	PAID DOWN PAR VALUE OF G N M A GTD REMIC 2.000% 7/20/42	(2,519.33)	-	-	2,519.33	(2,482.33)	-	37.00
238302001	RCTC 2021 C SEC LIEN BDS RES ACCT	01/20/2022			38378FRB8	INTEREST EARNED ON G N M A GTD REMIC 2.000% 7/20/42 $1 PV ON 188.7600 SHARES DUE 1/20/2022 $0.00167/PV ON 113,254.68 PV DUE 1/20/22	-	-	-	188.76	-	-	-
238302001	RCTC 2021 C SEC LIEN BDS RES ACCT	01/20/2022	01/20/2022	01/20/2022	38378HAU0	PAID DOWN PAR VALUE OF G N M A GTD REMIC 1.500% 8/20/27	(2,045.68)	-	-	2,045.68	(2,073.21)	(27.53)	-

RIVERSIDE COUNTY TRANSPORTATION COMMISSION

91 CIP STAMP Portfolio Transaction Report by Account
Quarter ended March 31, 2022

Source Account	Account	Transaction Date	Trade Date	Settlement Date	CUSIP	Description	Units	Price	Miscellaneous Fees	Net Cash Amount	Federal Tax Cost Amount	Short Term Gain/Loss Amount	Long Term Gain/Loss Amount
238302001	RCTC 2021 C SEC LIEN BDS RES ACCT	01/20/2022			38378HAU0	INTEREST EARNED ON G N M A GTD REMIC 1.500% 8/20/27 $1 PV ON 63.6000 SHARES DUE 1/20/2022 $0.00125/PV ON 50,873.93 PV DUE 1/20/22	-	-	-	63.60	-	-	-
238302001	RCTC 2021 C SEC LIEN BDS RES ACCT	01/20/2022	01/20/2022	01/20/2022	38378JZD7	PAID DOWN PAR VALUE OF G N M A GTD REMIC 1.500% 12/20/40	(847.20)	-	-	847.20	(836.61)	-	10.59
238302001	RCTC 2021 C SEC LIEN BDS RES ACCT	01/20/2022			38378JZD7	INTEREST EARNED ON G N M A GTD REMIC 1.500% 12/20/40 $1 PV ON 22.5600 SHARES DUE 1/20/2022 $0.00125/PV ON 18,050.61 PV DUE 1/20/22	-	-	-	22.56	-	-	-
238302001	RCTC 2021 C SEC LIEN BDS RES ACCT	01/20/2022	01/20/2022	01/20/2022	38378TAF7	PAID DOWN PAR VALUE OF G N M A GTD REMIC 2.500% 7/20/41	(1,431.55)	-	-	1,431.55	(1,433.18)	-	(1.63)
238302001	RCTC 2021 C SEC LIEN BDS RES ACCT	01/20/2022			38378TAF7	INTEREST EARNED ON G N M A GTD REMIC 2.500% 7/20/41 $1 PV ON 123.2100 SHARES DUE 1/20/2022 $0.00208/PV ON 59,141.02 PV DUE 1/20/22	-	-	-	123.21	-	-	-
238302001	RCTC 2021 C SEC LIEN BDS RES ACCT	01/20/2022			92347YAC8	INTEREST EARNED ON VERIZON OWNER TRUST 3.020% 9/20/23 $1 PV ON 88.0800 SHARES DUE 1/20/2022 $0.00252/PV ON 35,000.00 PV DUE 1/20/22	-	-	-	88.08	-	-	-
238302001	RCTC 2021 C SEC LIEN BDS RES ACCT	01/21/2022				CASH RECEIPT TRANSFER FROM INCOME 1	-	-	-	12.21	-	-	-
238302001	RCTC 2021 C SEC LIEN BDS RES ACCT	01/21/2022				CASH DISBURSEMENT TRANSFER TO PRINCIPAL 1	-	-	-	(12.21)	-	-	-
238302001	RCTC 2021 C SEC LIEN BDS RES ACCT	01/21/2022	01/21/2022	01/21/2022	31846V203	PURCHASED UNITS OF FIRST AM GOVT OB FD CL Y	48,384.84	1.00	-	(48,384.84)	48,384.84	-	-
238302001	RCTC 2021 C SEC LIEN BDS RES ACCT	01/21/2022	01/21/2022	01/21/2022	31846V203	PURCHASED UNITS OF FIRST AM GOVT OB FD CL Y	55,046.99	1.00	-	(55,046.99)	55,046.99	-	-
238302001	RCTC 2021 C SEC LIEN BDS RES ACCT	01/21/2022		01/21/2022	91282CCQ2	RECEIVED ACCRUED INTEREST ON SALE OF U S TREASURY NT 0.00001% 7/31/23	-	-	-	12.21	-	-	-
238302001	RCTC 2021 C SEC LIEN BDS RES ACCT	01/21/2022	01/20/2022	01/21/2022	91282CCQ2	SOLD PAR VALUE OF U S TREASURY NT 0.00001% 7/31/23 /WFSLUS33 WELLS FARGO CHARL NC/55,000 PAR VALUE AT 100.06323636 %	(55,000.00)	1.00	-	55,034.78	(55,012.33)	22.45	-
238302001	RCTC 2021 C SEC LIEN BDS RES ACCT	01/24/2022				CASH RECEIPT TRANSFER FROM INCOME 1	-	-	-	401.70	-	-	-
238302001	RCTC 2021 C SEC LIEN BDS RES ACCT	01/24/2022				CASH DISBURSEMENT TRANSFER TO PRINCIPAL 1	-	-	-	(401.70)	-	-	-
238302001	RCTC 2021 C SEC LIEN BDS RES ACCT	01/24/2022			06051GGJ2	INTEREST EARNED ON BANK OF AMERICA 1.25886% 4/24/23 $1 PV ON 145000.0000 SHARES DUE 1/24/2022	-	-	-	411.93	-	-	-
238302001	RCTC 2021 C SEC LIEN BDS RES ACCT	01/24/2022		12/02/2021	31418DQ47	RECEIVED ACCRUED INTEREST ON SALE OF F N M A #MA4074 2.000% 6/01/35	-	-	-	8.70	-	-	-
238302001	RCTC 2021 C SEC LIEN BDS RES ACCT	01/24/2022	11/30/2021	12/02/2021	31418DQ47	SOLD PAR VALUE OF F N M A #MA4074 2.000% 6/01/35 /AMHERST PIERPONT SECURITIES/156,555.68 PAR VALUE AT 102.61719025 %	(156,555.68)	1.03	-	160,653.04	(161,604.51)	(951.47)	-
238302001	RCTC 2021 C SEC LIEN BDS RES ACCT	01/24/2022	11/30/2021	12/02/2021	31418DQ47	SOLD -REV PAR VALUE OF F N M A #MA4074 2.000% 6/01/35 /AMHERST PIERPONT SECURITIES/160,758.63 PAR VALUE AT 102.61718772 %	160,758.63	1.03	-	(164,965.98)	165,930.44	964.46	-
238302001	RCTC 2021 C SEC LIEN BDS RES ACCT	01/24/2022		12/02/2021	31418DQ47	RECEIVED ACCRUED INTEREST ON SALE OF F N M A #MA4074 2.000% 6/01/35	-	-	-	(8.93)	-	-	-
238302001	RCTC 2021 C SEC LIEN BDS RES ACCT	01/24/2022	01/24/2022	01/24/2022	31846V203	SOLD UNITS OF FIRST AM GOVT OB FD CL Y	(90,497.58)	1.00	-	90,497.58	(90,497.58)	-	-
238302001	RCTC 2021 C SEC LIEN BDS RES ACCT	01/24/2022	01/24/2022	01/24/2022	31846V203	SOLD UNITS OF FIRST AM GOVT OB FD CL Y	(4,313.17)	1.00	-	4,313.17	(4,313.17)	-	-
238302001	RCTC 2021 C SEC LIEN BDS RES ACCT	01/24/2022	01/19/2022	01/24/2022	345286AA6	PURCHASED PAR VALUE OF FORD CR AUTO OWN 0.23886% 2/15/23 /SIEBERT WILLIAMS SHANK & CO./75,000 PAR VALUE AT 100 %	75,000.00	1.00	-	(75,000.00)	75,000.00	-	-
238302001	RCTC 2021 C SEC LIEN BDS RES ACCT	01/24/2022		01/24/2022	98162VAD1	PAID ACCRUED INTEREST ON PURCHASE OF WORLD OMNI AUTO 2.590% 7/15/24	-	-	-	(10.23)	-	-	-
238302001	RCTC 2021 C SEC LIEN BDS RES ACCT	01/24/2022	01/20/2022	01/24/2022	98162VAD1	PURCHASED PAR VALUE OF WORLD OMNI AUTO 2.590% 7/15/24 /GOLDUS33 GOLDMAN SACHS NY/15,798.08 PAR VALUE AT 100.64061602 %	15,798.08	1.01	-	(15,899.28)	15,899.28	-	-
238302001	RCTC 2021 C SEC LIEN BDS RES ACCT	01/25/2022				CASH DISBURSEMENT TRANSFER TO PRINCIPAL 1	-	-	-	(2,521.32)	-	-	-
238302001	RCTC 2021 C SEC LIEN BDS RES ACCT	01/25/2022				CASH RECEIPT TRANSFER FROM INCOME 1	-	-	-	2,521.32	-	-	-
238302001	RCTC 2021 C SEC LIEN BDS RES ACCT	01/25/2022	01/25/2022	01/25/2022	3132A8GL7	PAID DOWN PAR VALUE OF F H L M C #ZS7403 3.000% 5/01/31 DECEMBER FHLMC DUE 1/25/22	(1,888.08)	-	-	1,888.08	(1,998.12)	(110.04)	-
238302001	RCTC 2021 C SEC LIEN BDS RES ACCT	01/25/2022			3132A8GL7	INTEREST EARNED ON F H L M C #ZS7403 3.000% 5/01/31 $1 PV ON 200.9400 SHARES DUE 1/25/2022 DECEMBER FHLMC DUE 1/25/22	-	-	-	200.94	-	-	-
238302001	RCTC 2021 C SEC LIEN BDS RES ACCT	01/25/2022	01/25/2022	01/25/2022	3132A9T64	PAID DOWN PAR VALUE OF F H L M C #ZS8673 3.000% 10/01/32 DECEMBER FHLMC DUE 1/25/22	(3,050.01)	-	-	3,050.01	(3,178.31)	-	(128.30)
238302001	RCTC 2021 C SEC LIEN BDS RES ACCT	01/25/2022			3132A9T64	INTEREST EARNED ON F H L M C #ZS8673 3.000% 10/01/32 $1 PV ON 262.5900 SHARES DUE 1/25/2022 DECEMBER FHLMC DUE 1/25/22	-	-	-	262.59	-	-	-
238302001	RCTC 2021 C SEC LIEN BDS RES ACCT	01/25/2022	01/25/2022	01/25/2022	3132D9C93	PAID DOWN PAR VALUE OF F H L M C #SC0096 3.000% 10/01/40 DECEMBER FHLMC DUE 1/25/22	(2,790.83)	-	-	2,790.83	(2,959.30)	(168.47)	-
238302001	RCTC 2021 C SEC LIEN BDS RES ACCT	01/25/2022			3132D9C93	INTEREST EARNED ON F H L M C #SC0096 3.000% 10/01/40 $1 PV ON 426.1200 SHARES DUE 1/25/2022 DECEMBER FHLMC DUE 1/25/22	-	-	-	426.12	-	-	-
238302001	RCTC 2021 C SEC LIEN BDS RES ACCT	01/25/2022			3136A8SX9	INTEREST EARNED ON F N M A GTD REMIC 1.500% 9/25/27 $1 PV ON 47.5900 SHARES DUE 1/25/2022 $0.00125/PV ON 38,072.60 PV DUE 1/25/22	-	-	-	47.59	-	-	-
238302001	RCTC 2021 C SEC LIEN BDS RES ACCT	01/25/2022	01/25/2022	01/25/2022	3136A8SX9	PAID DOWN PAR VALUE OF F N M A GTD REMIC 1.500% 9/25/27	(1,806.93)	-	-	1,806.93	(1,834.00)	(27.07)	-
238302001	RCTC 2021 C SEC LIEN BDS RES ACCT	01/25/2022			3136ABNZ2	INTEREST EARNED ON F N M A GTD REMIC 2.000% 11/25/42 $1 PV ON 73.7700 SHARES DUE 1/25/2022 $0.00167/PV ON 44,261.75 PV DUE 1/25/22	-	-	-	73.77	-	-	-
238302001	RCTC 2021 C SEC LIEN BDS RES ACCT	01/25/2022	01/25/2022	01/25/2022	3136ABNZ2	PAID DOWN PAR VALUE OF F N M A GTD REMIC 2.000% 11/25/42	(1,605.61)	-	-	1,605.61	(1,633.30)	(27.69)	-
238302001	RCTC 2021 C SEC LIEN BDS RES ACCT	01/25/2022			3136ADFF1	INTEREST EARNED ON F N M A GTD REMIC 1.500% 4/25/23 $1 PV ON 26.3600 SHARES DUE 1/25/2022 $0.00125/PV ON 21,089.77 PV DUE 1/25/22	-	-	-	26.36	-	-	-
238302001	RCTC 2021 C SEC LIEN BDS RES ACCT	01/25/2022	01/25/2022	01/25/2022	3136ADFF1	PAID DOWN PAR VALUE OF F N M A GTD REMIC 1.500% 4/25/23	(1,781.15)	-	-	1,781.15	(1,755.55)	-	25.60
238302001	RCTC 2021 C SEC LIEN BDS RES ACCT	01/25/2022			3136AEY84	INTEREST EARNED ON F N M A GTD REMIC 1.750% 7/25/28 $1 PV ON 63.0200 SHARES DUE 1/25/2022 $0.00146/PV ON 43,215.97 PV DUE 1/25/22	-	-	-	63.02	-	-	-
238302001	RCTC 2021 C SEC LIEN BDS RES ACCT	01/25/2022	01/25/2022	01/25/2022	3136AEY84	PAID DOWN PAR VALUE OF F N M A GTD REMIC 1.750% 7/25/28	(1,235.29)	-	-	1,235.29	(1,255.64)	(20.35)	-
238302001	RCTC 2021 C SEC LIEN BDS RES ACCT	01/25/2022			3136AHAE0	INTEREST EARNED ON F N M A GTD REMIC 2.623% 4/25/23 $1 PV ON 53.2300 SHARES DUE 1/25/2022 $0.00207/PV ON 25,748.03 PV DUE 1/25/22	-	-	-	53.23	-	-	-
238302001	RCTC 2021 C SEC LIEN BDS RES ACCT	01/25/2022	01/25/2022	01/25/2022	3136AHAE0	PAID DOWN PAR VALUE OF F N M A GTD REMIC 2.623% 4/25/23	(35.23)	-	-	35.23	(35.36)	-	(0.13)
238302001	RCTC 2021 C SEC LIEN BDS RES ACCT	01/25/2022			3136AQZK9	INTEREST EARNED ON F N M A GTD REMIC 2.000% 11/25/31 $1 PV ON 117.7900 SHARES DUE 1/25/2022 $0.00167/PV ON 70,675.50 PV DUE 1/25/22	-	-	-	117.79	-	-	-

RIVERSIDE COUNTY TRANSPORTATION COMMISSION

91 CIP STAMP Portfolio Transaction Report by Account
Quarter ended March 31, 2022

Source Account	Account	Transaction Date	Trade Date	Settlement Date	CUSIP	Description	Units	Price	Miscellaneous Fees	Net Cash Amount	Federal Tax Cost Amount	Short Term Gain/Loss Amount	Long Term Gain/Loss Amount
238302001	RCTC 2021 C SEC LIEN BDS RES ACCT	01/25/2022	01/25/2022	01/25/2022	3136AQZK9	PAID DOWN PAR VALUE OF F N M A GTD REMIC 2.000% 11/25/31	(2,736.54)	-	-	2,736.54	(2,810.67)	(74.13)	-
238302001	RCTC 2021 C SEC LIEN BDS RES ACCT	01/25/2022			3137B3NW4	INTEREST EARNED ON F H L M C MLTCL MTG 2.778% 9/25/22 $1 PV ON 29.0900 SHARES DUE 1/25/2022 $0.00232/PV ON 12,564.99 PV DUE 1/25/22	-	-	-	29.09	-	-	-
238302001	RCTC 2021 C SEC LIEN BDS RES ACCT	01/25/2022	01/25/2022	01/25/2022	3137B3NW4	PAID DOWN PAR VALUE OF F H L M C MLTCL MTG 2.778% 9/25/22	(1,396.89)	-	-	1,396.89	(1,571.37)	(174.48)	-
238302001	RCTC 2021 C SEC LIEN BDS RES ACCT	01/25/2022			3137BLAC2	INTEREST EARNED ON F H L M C MLTCL MT 3.284% 6/25/25 $1 PV ON 150000.0000 SHARES DUE 1/25/2022	-	-	-	410.50	-	-	-
238302001	RCTC 2021 C SEC LIEN BDS RES ACCT	01/25/2022			3137BP4K2	INTEREST EARNED ON F H L M C MLTCL MTG 2.849% 3/25/26 $1 PV ON 474.8300 SHARES DUE 1/25/2022 $0.00237/PV ON 200,000.00 PV DUE 1/25/22	-	-	-	474.83	-	-	-
238302001	RCTC 2021 C SEC LIEN BDS RES ACCT	01/25/2022			3137F4CY6	INTEREST EARNED ON F H L M C MLTCL MT 0.52896% 9/25/24 $1 PV ON 462.3300 SHARES DUE 1/25/2022 $0.00243/PV ON 190,000.00 PV DUE 1/25/22	-	-	-	462.33	-	-	-
238302001	RCTC 2021 C SEC LIEN BDS RES ACCT	01/25/2022	01/25/2022	01/25/2022	3137F4CY6	PAID DOWN PAR VALUE OF F H L M C MLTCL MT 0.52896% 9/25/24	(72.83)	-	-	72.83	(74.76)	-	(1.93)
238302001	RCTC 2021 C SEC LIEN BDS RES ACCT	01/25/2022			3137FBAB2	INTEREST EARNED ON F H L M C MLTCL MT 2.77704% 8/25/27 $1 PV ON 329.1200 SHARES DUE 1/25/2022 $0.00253/PV ON 130,000.00 PV DUE 1/25/22	-	-	-	329.12	-	-	-
238302001	RCTC 2021 C SEC LIEN BDS RES ACCT	01/25/2022			3137FBAJ5	INTEREST EARNED ON F H L M C MLTCL MT 3.52704% 8/25/27 $1 PV ON 546.8300 SHARES DUE 1/25/2022 $0.00273/PV ON 200,000.00 PV DUE 1/25/22	-	-	-	546.83	-	-	-
238302001	RCTC 2021 C SEC LIEN BDS RES ACCT	01/25/2022			3137FMD66	INTEREST EARNED ON F H L M C MLTCL MT 2.283% 5/25/26 $1 PV ON 661.3000 SHARES DUE 1/25/2022 $0.02081/PV ON 31,773.32 PV DUE 1/25/22	-	-	-	661.30	-	-	-
238302001	RCTC 2021 C SEC LIEN BDS RES ACCT	01/25/2022	01/25/2022	01/25/2022	3137FMD66	PAID DOWN PAR VALUE OF F H L M C MLTCL MT 2.283% 5/25/26	(12,867.69)	-	-	12,867.69	(17,501.81)	-	(4,634.12)
238302001	RCTC 2021 C SEC LIEN BDS RES ACCT	01/25/2022			3137FNAD2	INTEREST EARNED ON F H L M C MLTCL MT 2.87496% 11/25/28 $1 PV ON 316.3200 SHARES DUE 1/25/2022 $0.00219/PV ON 144,274.95 PV DUE 1/25/22	-	-	-	316.32	-	-	-
238302001	RCTC 2021 C SEC LIEN BDS RES ACCT	01/25/2022	01/25/2022	01/25/2022	3137FNAD2	PAID DOWN PAR VALUE OF F H L M C MLTCL MT 2.87496% 11/25/28	(188.30)	-	-	188.30	(191.46)	-	(3.16)
238302001	RCTC 2021 C SEC LIEN BDS RES ACCT	01/25/2022			3137FPJF3	INTEREST EARNED ON F H L M C MLTCL MT 2.258% 6/25/29 $1 PV ON 359.8100 SHARES DUE 1/25/2022 $0.00188/PV ON 191,219.24 PV DUE 1/25/22	-	-	-	359.81	-	-	-
238302001	RCTC 2021 C SEC LIEN BDS RES ACCT	01/25/2022	01/25/2022	01/25/2022	3137FPJF3	PAID DOWN PAR VALUE OF F H L M C MLTCL MT 2.258% 6/25/29	(415.84)	-	-	415.84	(418.34)	-	(2.50)
238302001	RCTC 2021 C SEC LIEN BDS RES ACCT	01/25/2022			3137FPJP1	INTEREST EARNED ON F H L M C MLTCL MT 2.21604% 7/25/29 $1 PV ON 174.5700 SHARES DUE 1/25/2022 $0.00186/PV ON 93,937.40 PV DUE 1/25/22	-	-	-	174.57	-	-	-
238302001	RCTC 2021 C SEC LIEN BDS RES ACCT	01/25/2022	01/25/2022	01/25/2022	3137FPJP1	PAID DOWN PAR VALUE OF F H L M C MLTCL MT 2.21604% 7/25/29	(387.53)	-	-	387.53	(406.55)	(19.02)	-
238302001	RCTC 2021 C SEC LIEN BDS RES ACCT	01/25/2022			3137FQ3Y7	INTEREST EARNED ON F H L M C MLTCL MT 2.51196% 7/25/29 $1 PV ON 350.2200 SHARES DUE 1/25/2022 $0.00183/PV ON 191,898.75 PV DUE 1/25/22	-	-	-	350.22	-	-	-
238302001	RCTC 2021 C SEC LIEN BDS RES ACCT	01/25/2022	01/25/2022	01/25/2022	3137FQ3Y7	PAID DOWN PAR VALUE OF F H L M C MLTCL MT 2.51196% 7/25/29	(472.18)	-	-	472.18	(473.39)	-	(1.21)
238302001	RCTC 2021 C SEC LIEN BDS RES ACCT	01/25/2022			3137FWHY9	INTEREST EARNED ON F H L M C MLTCL 0.826% 9/25/30 $1 PV ON 127.8300 SHARES DUE 1/25/2022 $0.00069/PV ON 185,624.84 PV DUE 1/25/22	-	-	-	127.83	-	-	-
238302001	RCTC 2021 C SEC LIEN BDS RES ACCT	01/25/2022	01/25/2022	01/25/2022	3137FWHY9	PAID DOWN PAR VALUE OF F H L M C MLTCL 0.826% 9/25/30	(996.05)	-	-	996.05	(991.07)	-	4.98
238302001	RCTC 2021 C SEC LIEN BDS RES ACCT	01/25/2022	01/25/2022	01/25/2022	3138EJPZ5	PAID DOWN PAR VALUE OF F N M A #AL2239 3.370% 7/01/22 DECEMBER FNMA DUE 1/25/22	(36.56)	-	-	36.56	(36.73)	-	(0.17)
238302001	RCTC 2021 C SEC LIEN BDS RES ACCT	01/25/2022			3138EJPZ5	INTEREST EARNED ON F N M A #AL2239 3.370% 7/01/22 $1 PV ON 31.8200 SHARES DUE 1/25/2022 DECEMBER FNMA DUE 1/25/22	-	-	-	31.82	-	-	-
238302001	RCTC 2021 C SEC LIEN BDS RES ACCT	01/25/2022	01/25/2022	01/25/2022	3138LFGP7	PAID DOWN PAR VALUE OF F N M A #AN2905 2.550% 10/01/28 DECEMBER FNMA DUE 1/25/22	(70.62)	-	-	70.62	(72.56)	-	(1.94)
238302001	RCTC 2021 C SEC LIEN BDS RES ACCT	01/25/2022			3138LFGP7	INTEREST EARNED ON F N M A #AN2905 2.550% 10/01/28 $1 PV ON 107.5800 SHARES DUE 1/25/2022 DECEMBER FNMA DUE 1/25/22	-	-	-	107.58	-	-	-
238302001	RCTC 2021 C SEC LIEN BDS RES ACCT	01/25/2022			3140J6FU6	INTEREST EARNED ON F N M A #BM1978 3.000% 10/01/32 $1 PV ON 197.3100 SHARES DUE 1/25/2022 DECEMBER FNMA DUE 1/25/22	-	-	-	197.31	-	-	-
238302001	RCTC 2021 C SEC LIEN BDS RES ACCT	01/25/2022	01/25/2022	01/25/2022	3140J6FU6	PAID DOWN PAR VALUE OF F N M A #BM1978 3.000% 10/01/32 DECEMBER FNMA DUE 1/25/22	(1,778.58)	-	-	1,778.58	(1,876.69)	-	(98.11)
238302001	RCTC 2021 C SEC LIEN BDS RES ACCT	01/25/2022			3140JAU97	INTEREST EARNED ON F N M A #BM6007 2.596% 6/01/49 $1 PV ON 29354.4400 SHARES DUE 1/25/2022 PREPAYMENT PENALTY	-	-	-	22.92	-	-	-
238302001	RCTC 2021 C SEC LIEN BDS RES ACCT	01/25/2022	01/25/2022	01/25/2022	31417YKF3	PAID DOWN PAR VALUE OF F N M A #MA0293 4.500% 1/01/30 DECEMBER FNMA DUE 1/25/22	(475.88)	-	-	475.88	(505.53)	-	(29.65)
238302001	RCTC 2021 C SEC LIEN BDS RES ACCT	01/25/2022			31417YKF3	INTEREST EARNED ON F N M A #MA0293 4.500% 1/01/30 $1 PV ON 141.3000 SHARES DUE 1/25/2022 DECEMBER FNMA DUE 1/25/22	-	-	-	141.30	-	-	-
238302001	RCTC 2021 C SEC LIEN BDS RES ACCT	01/25/2022	01/25/2022		31418DQ47	PAID DOWN PAR VALUE OF F N M A #MA4074 2.000% 6/01/35 DECEMBER FHLMC DUE 1/25/22	(703.58)	-	-	703.58	(724.17)	(20.59)	-
238302001	RCTC 2021 C SEC LIEN BDS RES ACCT	01/25/2022			31418DQ47	INTEREST EARNED ON F N M A #MA4074 2.000% 6/01/35 $1 PV ON 52.1900 SHARES DUE 1/25/2022 DECEMBER FHLMC DUE 1/25/22	-	-	-	52.19	-	-	-
238302001	RCTC 2021 C SEC LIEN BDS RES ACCT	01/25/2022	01/25/2022	01/25/2022	31418DVU3	PAID DOWN PAR VALUE OF F N M A #MA4226 2.000% 12/01/30 DECEMBER FNMA DUE 1/25/22	(3,396.36)	-	-	3,396.36	(3,525.49)	-	(129.13)
238302001	RCTC 2021 C SEC LIEN BDS RES ACCT	01/25/2022			31418DVU3	INTEREST EARNED ON F N M A #MA4226 2.000% 12/01/30 $1 PV ON 261.3900 SHARES DUE 1/25/2022 DECEMBER FNMA DUE 1/25/22	-	-	-	261.39	-	-	-
238302001	RCTC 2021 C SEC LIEN BDS RES ACCT	01/25/2022	01/25/2022	01/25/2022	31418DXH0	PAID DOWN PAR VALUE OF F N M A #MA4279 2.000% 3/01/36 DECEMBER FNMA DUE 1/25/22	(2,649.50)	-	-	2,649.50	(2,737.79)	(88.29)	-
238302001	RCTC 2021 C SEC LIEN BDS RES ACCT	01/25/2022			31418DXH0	INTEREST EARNED ON F N M A #MA4279 2.000% 3/01/36 $1 PV ON 289.1300 SHARES DUE 1/25/2022 DECEMBER FNMA DUE 1/25/22	-	-	-	289.13	-	-	-
238302001	RCTC 2021 C SEC LIEN BDS RES ACCT	01/25/2022	01/25/2022	01/25/2022	31846V203	PURCHASED UNITS OF FIRST AM GOVT OB FD CL Y	24,810.57	1.00	-	(24,810.57)	24,810.57	-	-
238302001	RCTC 2021 C SEC LIEN BDS RES ACCT	01/25/2022	01/25/2022	01/25/2022	31846V203	SOLD UNITS OF FIRST AM GOVT OB FD CL Y	(8,056.24)	1.00	-	8,056.24	(8,056.24)	-	-
238302001	RCTC 2021 C SEC LIEN BDS RES ACCT	01/25/2022	01/21/2022	01/25/2022	34531KAD4	PURCHASED PAR VALUE OF FORD CREDIT AUTO 1.870% 3/15/24 /MTGSUS6SFIC BOFA SECS NEW YORK/42,170.36 PAR VALUE AT 100.59373957 %	42,170.36	1.01	-	(42,420.74)	42,420.74	-	-
238302001	RCTC 2021 C SEC LIEN BDS RES ACCT	01/25/2022		01/25/2022	34531KAD4	PAID ACCRUED INTEREST ON PURCHASE OF FORD CREDIT AUTO 1.870% 3/15/24	-	-	-	(21.91)	-	-	-

RIVERSIDE COUNTY TRANSPORTATION COMMISSION

91 CIP STAMP Portfolio Transaction Report by Account
Quarter ended March 31, 2022

Source Account	Account	Transaction Date	Trade Date	Settlement Date	CUSIP	Description	Units	Price	Miscellaneous Fees	Net Cash Amount	Federal Tax Cost Amount	Short Term Gain/Loss Amount	Long Term Gain/Loss Amount
238302001	RCTC 2021 C SEC LIEN BDS RES ACCT	01/26/2022				CASH DISBURSEMENT TRANSFER TO PRINCIPAL 1	-	-	-	(4,203.16)	-	-	-
238302001	RCTC 2021 C SEC LIEN BDS RES ACCT	01/26/2022				CASH RECEIPT TRANSFER FROM INCOME 1	-	-	-	4,203.16	-	-	-
238302001	RCTC 2021 C SEC LIEN BDS RES ACCT	01/26/2022	01/19/2022	01/26/2022	14317CAA0	PURCHASED PAR VALUE OF CARMAX AUTO OWNER 0.29197% 2/15/23 /J.P. MORGAN SECURITIES LLC/75,000 PAR VALUE AT 100 %	75,000.00	1.00	-	(75,000.00)	75,000.00	-	-
238302001	RCTC 2021 C SEC LIEN BDS RES ACCT	01/26/2022	01/25/2022	01/26/2022	3140JAU97	PAID DOWN PAR VALUE OF F N M A #BM6007 2.596% 6/01/49 P & I DUE 1/25/22	(4,806.15)	-	-	4,806.15	(4,987.91)	-	(181.76)
238302001	RCTC 2021 C SEC LIEN BDS RES ACCT	01/26/2022			3140JAU97	INTEREST EARNED ON F N M A #BM6007 2.596% 6/01/49 $1 PV ON 65.3200 SHARES DUE 1/25/2022 P & I DUE 1/25/22	-	-	-	65.32	-	-	-
238302001	RCTC 2021 C SEC LIEN BDS RES ACCT	01/26/2022	01/26/2022	01/26/2022	31846V203	SOLD UNITS OF FIRST AM GOVT OB FD CL Y	(4,754.45)	1.00	-	4,754.45	(4,754.45)	-	-
238302001	RCTC 2021 C SEC LIEN BDS RES ACCT	01/26/2022	01/26/2022	01/26/2022	31846V203	SOLD UNITS OF FIRST AM GOVT OB FD CL Y	(75,000.00)	1.00	-	75,000.00	(75,000.00)	-	-
238302001	RCTC 2021 C SEC LIEN BDS RES ACCT	01/26/2022			78015K7K4	INTEREST EARNED ON ROYAL BK OF MTN 0.49696% 10/26/23 $1 PV ON 90000.0000 SHARES DUE 1/26/2022	-	-	-	115.20	-	-	-
238302001	RCTC 2021 C SEC LIEN BDS RES ACCT	01/27/2022				CASH DISBURSEMENT TRANSFER TO PRINCIPAL 1	-	-	-	(48.81)	-	-	-
238302001	RCTC 2021 C SEC LIEN BDS RES ACCT	01/27/2022				CASH RECEIPT TRANSFER FROM INCOME 1	-	-	-	48.81	-	-	-
238302001	RCTC 2021 C SEC LIEN BDS RES ACCT	01/27/2022	01/25/2022	01/27/2022	14687KAA4	PURCHASED PAR VALUE OF CARVANA AUTO REC 0.3264% 1/10/23 /J.P. MORGAN SECURITIES LLC/19,980.34 PAR VALUE AT 99.99610167 %	19,980.34	1.00	-	(19,979.56)	19,979.56	-	-
238302001	RCTC 2021 C SEC LIEN BDS RES ACCT	01/27/2022		01/27/2022	14687KAA4	PAID ACCRUED INTEREST ON PURCHASE OF CARVANA AUTO REC 0.3264% 1/10/23	-	-	-	(2.89)	-	-	-
238302001	RCTC 2021 C SEC LIEN BDS RES ACCT	01/27/2022	01/27/2022	01/27/2022	31846V203	SOLD UNITS OF FIRST AM GOVT OB FD CL Y	(19,982.45)	1.00	-	19,982.45	(19,982.45)	-	-
238302001	RCTC 2021 C SEC LIEN BDS RES ACCT	01/27/2022	01/18/2022	01/20/2022	92347YAA2	PURCHASED PAR VALUE OF VERIZON OWNER TRUST 2.930% 9/20/23 /BARCLAYS CAPITAL INC. FIXED IN/REVS/REPOST FACTOR UPDATE/SPO OFFSET	48,114.19	1.01	-	(48,384.84)	48,384.84	-	-
238302001	RCTC 2021 C SEC LIEN BDS RES ACCT	01/28/2022	01/28/2022	01/28/2022	31846V203	PURCHASED UNITS OF FIRST AM GOVT OB FD CL Y	13,316.69	1.00	-	(13,316.69)	13,316.69	-	-
238302001	RCTC 2021 C SEC LIEN BDS RES ACCT	01/31/2022	01/27/2022	01/31/2022	14314AAF6	PURCHASED PAR VALUE OF CARMAX AUTO OWNER 2.950% 11/15/23 /BNPAUS3N BNP PARIBAS NEW YORK/15,000 PAR VALUE AT 100.28126667 %	15,000.00	1.00	-	(15,042.19)	15,042.19	-	-
238302001	RCTC 2021 C SEC LIEN BDS RES ACCT	01/31/2022		01/31/2022	14314AAF6	PAID ACCRUED INTEREST ON PURCHASE OF CARMAX AUTO OWNER 2.950% 11/15/23	-	-	-	(19.67)	-	-	-
238302001	RCTC 2021 C SEC LIEN BDS RES ACCT	01/31/2022	01/31/2022	01/31/2022	31846V203	SOLD UNITS OF FIRST AM GOVT OB FD CL Y	(15,061.86)	1.00	-	15,061.86	(15,061.86)	-	-
238302001	RCTC 2021 C SEC LIEN BDS RES ACCT	01/31/2022	01/31/2022	01/31/2022	31846V203	PURCHASED UNITS OF FIRST AM GOVT OB FD CL Y	26.58	1.00	-	(26.58)	26.58	-	-
238302001	RCTC 2021 C SEC LIEN BDS RES ACCT	01/31/2022			91282CDE8	INTEREST EARNED ON U S TREASURY NT 0.325% 10/31/23 $1 PV ON 90000.0000 SHARES DUE 1/31/2022	-	-	-	26.58	-	-	-
238302001	RCTC 2021 C SEC LIEN BDS RES ACCT	02/01/2022				CASH DISBURSEMENT TRANSFER TO PRINCIPAL 1	-	-	-	(147.51)	-	-	-
238302001	RCTC 2021 C SEC LIEN BDS RES ACCT	02/01/2022				CASH RECEIPT TRANSFER FROM INCOME 1	-	-	-	147.51	-	-	-
238302001	RCTC 2021 C SEC LIEN BDS RES ACCT	02/01/2022			31846V203	INTEREST EARNED ON FIRST AM GOVT OB FD CL Y UNIT ON 0.0000 SHARES DUE 1/31/2022 INTEREST FROM 1/1/22 TO 1/31/22	-	-	-	0.35	-	-	-
238302001	RCTC 2021 C SEC LIEN BDS RES ACCT	02/01/2022	02/01/2022	02/01/2022	31846V203	PURCHASED UNITS OF FIRST AM GOVT OB FD CL Y	140.60	1.00	-	(140.60)	140.60	-	-
238302001	RCTC 2021 C SEC LIEN BDS RES ACCT	02/01/2022			346604LK5	INTEREST EARNED ON FORSYTH CNTY GA SCH 0.921% 2/01/24 $1 PV ON 80000.0000 SHARES DUE 2/1/2022	-	-	-	106.43	-	-	-
238302001	RCTC 2021 C SEC LIEN BDS RES ACCT	02/01/2022			797272RJ2	INTEREST EARNED ON SAN DIEGO CA 0.497% 8/01/22 $1 PV ON 75000.0000 SHARES DUE 2/1/2022	-	-	-	34.17	-	-	-
238302001	RCTC 2021 C SEC LIEN BDS RES ACCT	02/02/2022				CASH DISBURSEMENT TRANSFER TO PRINCIPAL 1	-	-	-	(0.35)	-	-	-
238302001	RCTC 2021 C SEC LIEN BDS RES ACCT	02/02/2022				CASH RECEIPT TRANSFER FROM INCOME 1	-	-	-	0.35	-	-	-
238302001	RCTC 2021 C SEC LIEN BDS RES ACCT	02/02/2022	02/02/2022	02/02/2022	31846V203	PURCHASED UNITS OF FIRST AM GOVT OB FD CL Y	0.35	1.00	-	(0.35)	0.35	-	-
238302001	RCTC 2021 C SEC LIEN BDS RES ACCT	02/03/2022				CASH DISBURSEMENT TRANSFER TO PRINCIPAL 1	-	-	-	(15.76)	-	-	-
238302001	RCTC 2021 C SEC LIEN BDS RES ACCT	02/03/2022				CASH RECEIPT TRANSFER FROM INCOME 1	-	-	-	15.76	-	-	-
238302001	RCTC 2021 C SEC LIEN BDS RES ACCT	02/03/2022	02/03/2022	02/03/2022	31846V203	PURCHASED UNITS OF FIRST AM GOVT OB FD CL Y	57,088.26	1.00	-	(57,088.26)	57,088.26	-	-
238302001	RCTC 2021 C SEC LIEN BDS RES ACCT	02/03/2022	02/01/2022	02/03/2022	380140AB9	PURCHASED PAR VALUE OF GM FIN CONS AUTO 0.210% 8/16/24 /BARCUS3B BARCLAYS CAP WHIPPANY/93,128.04 PAR VALUE AT 99.75781709 %	93,128.04	1.00	-	(92,902.50)	92,902.50	-	-
238302001	RCTC 2021 C SEC LIEN BDS RES ACCT	02/03/2022		02/03/2022	380140AB9	PAID ACCRUED INTEREST ON PURCHASE OF GM FIN CONS AUTO 0.210% 8/16/24	-	-	-	(9.24)	-	-	-
238302001	RCTC 2021 C SEC LIEN BDS RES ACCT	02/03/2022	02/03/2022	02/03/2022	93884FB35	MATURED PAR VALUE OF WASHINGTON GAS C P 2/03/22 150,000 PAR VALUE AT 100 %	(150,000.00)	1.00	-	149,975.00	(149,975.00)	-	-
238302001	RCTC 2021 C SEC LIEN BDS RES ACCT	02/03/2022			93884FB35	INTEREST EARNED ON WASHINGTON GAS C P 2/03/22 $1 PV ON 150000.0000 SHARES DUE 2/3/2022 150,000 PAR VALUE AT 100 %	-	-	-	25.00	-	-	-
238302001	RCTC 2021 C SEC LIEN BDS RES ACCT	02/04/2022	02/04/2022	02/04/2022	31846V203	SOLD UNITS OF FIRST AM GOVT OB FD CL Y	(45,325.24)	1.00	-	45,325.24	(45,325.24)	-	-
238302001	RCTC 2021 C SEC LIEN BDS RES ACCT	02/04/2022	02/02/2022	02/04/2022	64966QJD3	PURCHASED PAR VALUE OF NEW YORK NY 1.150% 3/01/23 /BARCLAYS CAPITAL INC. FIXED IN/45,000 PAR VALUE AT 100.234 %	45,000.00	1.00	-	(45,105.30)	45,105.30	-	-
238302001	RCTC 2021 C SEC LIEN BDS RES ACCT	02/04/2022		02/04/2022	64966QJD3	PAID ACCRUED INTEREST ON PURCHASE OF NEW YORK NY 1.150% 3/01/23	-	-	-	(219.94)	-	-	-
238302001	RCTC 2021 C SEC LIEN BDS RES ACCT	02/08/2022			14687AAM0	INTEREST EARNED ON CARVANA AUTO REC 0.280% 11/08/23 $1 PV ON 1.0400 SHARES DUE 2/8/2022 $0.00023/PV ON 4,468.72 PV DUE 2/8/22	-	-	-	1.04	-	-	-
238302001	RCTC 2021 C SEC LIEN BDS RES ACCT	02/08/2022	02/08/2022	02/08/2022	14687AAM0	PAID DOWN PAR VALUE OF CARVANA AUTO REC 0.280% 11/08/23	(2,309.89)	-	-	2,309.89	(2,309.89)	-	-
238302001	RCTC 2021 C SEC LIEN BDS RES ACCT	02/08/2022	02/08/2022	02/08/2022	31846V203	PURCHASED UNITS OF FIRST AM GOVT OB FD CL Y	2,310.93	1.00	-	(2,310.93)	2,310.93	-	-
238302001	RCTC 2021 C SEC LIEN BDS RES ACCT	02/10/2022			14687KAA4	INTEREST EARNED ON CARVANA AUTO REC 0.3264% 1/10/23 $1 PV ON 5.2600 SHARES DUE 2/10/2022 $0.00026/PV ON 19,980.34 PV DUE 2/10/22	-	-	-	5.26	-	-	-
238302001	RCTC 2021 C SEC LIEN BDS RES ACCT	02/10/2022	02/10/2022	02/10/2022	14687KAA4	PAID DOWN PAR VALUE OF CARVANA AUTO REC 0.3264% 1/10/23	(6,260.15)	-	-	6,260.15	(6,259.91)	0.24	-
238302001	RCTC 2021 C SEC LIEN BDS RES ACCT	02/10/2022	02/10/2022	02/10/2022	31846V203	PURCHASED UNITS OF FIRST AM GOVT OB FD CL Y	6,266.41	1.00	-	(6,266.41)	6,266.41	-	-
238302001	RCTC 2021 C SEC LIEN BDS RES ACCT	02/10/2022	02/10/2022	02/10/2022	31846V203	PURCHASED UNITS OF FIRST AM GOVT OB FD CL Y	48,412.19	1.00	-	(48,412.19)	48,412.19	-	-
238302001	RCTC 2021 C SEC LIEN BDS RES ACCT	02/10/2022	02/08/2022	02/10/2022	34531RAD9	PURCHASED PAR VALUE OF FORD CREDIT AUTO LS 0.620% 8/15/23 /STONEX FINANCIAL INC./BD RATES/3,887.54 PAR VALUE AT 99.984368 %	3,887.54	1.00	-	(3,886.93)	3,886.93	-	-
238302001	RCTC 2021 C SEC LIEN BDS RES ACCT	02/10/2022		02/10/2022	34531RAD9	PAID ACCRUED INTEREST ON PURCHASE OF FORD CREDIT AUTO LS 0.620% 8/15/23	-	-	-	(1.67)	-	-	-
238302001	RCTC 2021 C SEC LIEN BDS RES ACCT	02/10/2022	02/08/2022	02/10/2022	34531RAD9	PURCHASED PAR VALUE OF FORD CREDIT AUTO LS 0.620% 8/15/23 /NWSCUS33 DEUTSCHE BK SECS NY/7,775.08 PAR VALUE AT 99.984368 %	7,775.08	1.00	-	(7,773.86)	7,773.86	-	-
238302001	RCTC 2021 C SEC LIEN BDS RES ACCT	02/10/2022		02/10/2022	34531RAD9	PAID ACCRUED INTEREST ON PURCHASE OF FORD CREDIT AUTO LS 0.620% 8/15/23	-	-	-	(3.35)	-	-	-

RIVERSIDE COUNTY TRANSPORTATION COMMISSION

91 CIP STAMP Portfolio Transaction Report by Account
Quarter ended March 31, 2022

Source Account	Account	Transaction Date	Trade Date	Settlement Date	CUSIP	Description	Units	Price	Miscellaneous Fees	Net Cash Amount	Federal Tax Cost Amount	Short Term Gain/Loss Amount	Long Term Gain/Loss Amount
238302001	RCTC 2021 C SEC LIEN BDS RES ACCT	02/10/2022	02/10/2022	02/10/2022	59261AM79	BOND CALLED PAR VALUE OF METROPOLITAN NY 0.777% 11/15/22 /CALLS/2/10/2022 FULL CALL @ PAR	(60,000.00)	1.00	-	60,000.00	(60,000.00)	-	-
238302001	RCTC 2021 C SEC LIEN BDS RES ACCT	02/10/2022			59261AM79	INTEREST EARNED ON METROPOLITAN NY 0.777% 11/15/22 $1 PV ON 60000.0000 SHARES DUE 2/10/2022 ACCRUED INTEREST ON 2/10/2022 FULL CALL	-	-	-	79.00	-	-	-
238302001	RCTC 2021 C SEC LIEN BDS RES ACCT	02/14/2022	02/10/2022	02/14/2022	12596JAC7	PURCHASED PAR VALUE OF CNH EQUIPMENT TRUST 3.010% 4/15/24 /BNPAUS3N BNP PARIBAS NEW YORK/15,909.05 PAR VALUE AT 100.67970261 %	15,909.05	1.01	-	(16,017.18)	16,017.18	-	-
238302001	RCTC 2021 C SEC LIEN BDS RES ACCT	02/14/2022		02/14/2022	12596JAC7	PAID ACCRUED INTEREST ON PURCHASE OF CNH EQUIPMENT TRUST 3.010% 4/15/24	-	-	-	(38.57)	-	-	-
238302001	RCTC 2021 C SEC LIEN BDS RES ACCT	02/14/2022	02/14/2022	02/14/2022	31846V203	SOLD UNITS OF FIRST AM GOVT OB FD CL Y	(20,706.94)	1.00	-	20,706.94	(20,706.94)	-	-
238302001	RCTC 2021 C SEC LIEN BDS RES ACCT	02/14/2022	02/10/2022	02/14/2022	34531RAF4	PURCHASED PAR VALUE OF FORD CREDIT AUTO LS 1.000% 11/15/23 /BNPAUS3N BNP PARIBAS NEW YORK/85,000 PAR VALUE AT 99.83984706 %	85,000.00	1.00	-	(84,863.87)	84,863.87	-	-
238302001	RCTC 2021 C SEC LIEN BDS RES ACCT	02/14/2022		02/14/2022	34531RAF4	PAID ACCRUED INTEREST ON PURCHASE OF FORD CREDIT AUTO LS 1.000% 11/15/23	-	-	-	(68.47)	-	-	-
238302001	RCTC 2021 C SEC LIEN BDS RES ACCT	02/14/2022	02/14/2022	02/14/2022	69350BBE5	MATURED PAR VALUE OF PPG INDUSTRIES C P 2/14/22 150,000 PAR VALUE AT 100 %	(150,000.00)	1.00	-	149,958.33	(149,958.33)	-	-
238302001	RCTC 2021 C SEC LIEN BDS RES ACCT	02/14/2022			69350BBE5	INTEREST EARNED ON PPG INDUSTRIES C P 2/14/22 $1 PV ON 150000.0000 SHARES DUE 2/14/2022 150,000 PAR VALUE AT 100 %	-	-	-	41.67	-	-	-
238302001	RCTC 2021 C SEC LIEN BDS RES ACCT	02/14/2022	02/10/2022	02/14/2022	73358W4V3	PURCHASED PAR VALUE OF PORT AUTH N Y N J NY 1.086% 7/01/23 /JPMSUS3X JP MORGAN SEC NY/10,000 PAR VALUE AT 99.453 %	10,000.00	0.99	-	(9,945.30)	9,945.30	-	-
238302001	RCTC 2021 C SEC LIEN BDS RES ACCT	02/14/2022		02/14/2022	73358W4V3	PAID ACCRUED INTEREST ON PURCHASE OF PORT AUTH N Y N J NY 1.086% 7/01/23	-	-	-	(12.97)	-	-	-
238302001	RCTC 2021 C SEC LIEN BDS RES ACCT	02/14/2022		02/14/2022	73358W4V3	PAID ACCRUED INTEREST ON PURCHASE OF PORT AUTH N Y N J NY 1.086% 7/01/23	-	-	-	(19.46)	-	-	-
238302001	RCTC 2021 C SEC LIEN BDS RES ACCT	02/14/2022	02/10/2022	02/14/2022	73358W4V3	PURCHASED PAR VALUE OF PORT AUTH N Y N J NY 1.086% 7/01/23 /JPMSUS3X JP MORGAN SEC NY/45,000 PAR VALUE AT 99.455 %	45,000.00	0.99	-	(44,754.75)	44,754.75	-	-
238302001	RCTC 2021 C SEC LIEN BDS RES ACCT	02/14/2022		02/14/2022	73358W4V3	PAID ACCRUED INTEREST ON PURCHASE OF PORT AUTH N Y N J NY 1.086% 7/01/23	-	-	-	(58.37)	-	-	-
238302001	RCTC 2021 C SEC LIEN BDS RES ACCT	02/14/2022	02/10/2022	02/14/2022	73358W4V3	PURCHASED PAR VALUE OF PORT AUTH N Y N J NY 1.086% 7/01/23 /JPMSUS3X JP MORGAN SEC NY/15,000 PAR VALUE AT 99.52 %	15,000.00	1.00	-	(14,928.00)	14,928.00	-	-
238302001	RCTC 2021 C SEC LIEN BDS RES ACCT	02/15/2022				CASH DISBURSEMENT TRANSFER TO PRINCIPAL 1	-	-	-	(2,032.71)	-	-	-
238302001	RCTC 2021 C SEC LIEN BDS RES ACCT	02/15/2022				CASH RECEIPT TRANSFER FROM INCOME 1	-	-	-	2,032.71	-	-	-
238302001	RCTC 2021 C SEC LIEN BDS RES ACCT	02/15/2022			02582JHS2	INTEREST EARNED ON AMERICAN EXPRESS 0.47706% 10/15/25 $1 PV ON 32.9200 SHARES DUE 2/15/2022 $0.00033/PV ON 100,000.00 PV DUE 2/15/22	-	-	-	32.92	-	-	-
238302001	RCTC 2021 C SEC LIEN BDS RES ACCT	02/15/2022			02588QAB4	INTEREST EARNED ON AMERICAN EXPRESS 2.870% 10/15/24 $1 PV ON 239.1700 SHARES DUE 2/15/2022 $0.00239/PV ON 100,000.00 PV DUE 2/15/22	-	-	-	239.17	-	-	-
238302001	RCTC 2021 C SEC LIEN BDS RES ACCT	02/15/2022			12596JAC7	INTEREST EARNED ON CNH EQUIPMENT TRUST 3.010% 4/15/24 $1 PV ON 39.9100 SHARES DUE 2/15/2022 $0.00251/PV ON 15,909.05 PV DUE 2/15/22	-	-	-	39.91	-	-	-
238302001	RCTC 2021 C SEC LIEN BDS RES ACCT	02/15/2022	02/15/2022	02/15/2022	12596JAC7	PAID DOWN PAR VALUE OF CNH EQUIPMENT TRUST 3.010% 4/15/24	(2,419.21)	-	-	2,419.21	(2,435.65)	(16.44)	-
238302001	RCTC 2021 C SEC LIEN BDS RES ACCT	02/15/2022			14042WAC4	INTEREST EARNED ON CAPITAL ONE PRIME 2.510% 11/15/23 $1 PV ON 29.5000 SHARES DUE 2/15/2022 $0.00209/PV ON 14,102.95 PV DUE 2/15/22	-	-	-	29.50	-	-	-
238302001	RCTC 2021 C SEC LIEN BDS RES ACCT	02/15/2022	02/15/2022	02/15/2022	14042WAC4	PAID DOWN PAR VALUE OF CAPITAL ONE PRIME 2.510% 11/15/23	(2,124.53)	-	-	2,124.53	(2,140.49)	(15.96)	-
238302001	RCTC 2021 C SEC LIEN BDS RES ACCT	02/15/2022			14314AAF6	INTEREST EARNED ON CARMAX AUTO OWNER 2.950% 11/15/23 $1 PV ON 36.8700 SHARES DUE 2/15/2022 $0.00246/PV ON 15,000.00 PV DUE 2/15/22	-	-	-	36.87	-	-	-
238302001	RCTC 2021 C SEC LIEN BDS RES ACCT	02/15/2022			14316LAC7	INTEREST EARNED ON CARMAX AUTO OWNER 2.680% 3/15/24 $1 PV ON 133.5200 SHARES DUE 2/15/2022 $0.00223/PV ON 59,786.26 PV DUE 2/15/22	-	-	-	133.52	-	-	-
238302001	RCTC 2021 C SEC LIEN BDS RES ACCT	02/15/2022	02/15/2022	02/15/2022	14316LAC7	PAID DOWN PAR VALUE OF CARMAX AUTO OWNER 2.680% 3/15/24	(6,547.13)	-	-	6,547.13	(6,622.06)	(74.93)	-
238302001	RCTC 2021 C SEC LIEN BDS RES ACCT	02/15/2022	02/11/2022	02/15/2022	14316NAC3	PURCHASED PAR VALUE OF CARMAX AUTO OWNER 0.340% 12/15/25 /MTGSUS6SFIC BOFA SECS NEW YORK/45,000 PAR VALUE AT 98.48437778 %	45,000.00	0.98	-	(44,317.97)	44,317.97	-	-
238302001	RCTC 2021 C SEC LIEN BDS RES ACCT	02/15/2022	02/11/2022	02/15/2022	14316NAC3	PURCHASED PAR VALUE OF CARMAX AUTO OWNER 0.340% 12/15/25 /BREAN CAPITAL LLC/25,000 PAR VALUE AT 98.48436 %	25,000.00	0.98	-	(24,621.09)	24,621.09	-	-
238302001	RCTC 2021 C SEC LIEN BDS RES ACCT	02/15/2022	02/11/2022	02/15/2022	14316NAC3	PURCHASED PAR VALUE OF CARMAX AUTO OWNER 0.340% 12/15/25 /STONEX FINANCIAL INC./BD RATES/10,000 PAR VALUE AT 98.4844 %	10,000.00	0.98	-	(9,848.44)	9,848.44	-	-
238302001	RCTC 2021 C SEC LIEN BDS RES ACCT	02/15/2022	02/15/2022	02/15/2022	14317CAA0	PAID DOWN PAR VALUE OF CARMAX AUTO OWNER 0.29197% 2/15/23	(13,983.00)	-	-	13,983.00	(13,983.00)	-	-
238302001	RCTC 2021 C SEC LIEN BDS RES ACCT	02/15/2022			14317CAA0	INTEREST EARNED ON CARMAX AUTO OWNER 0.29197% 2/15/23 $1 PV ON 13.0300 SHARES DUE 2/15/2022 $0.00017/PV ON 75,000.00 PV DUE 2/15/22	-	-	-	13.03	-	-	-
238302001	RCTC 2021 C SEC LIEN BDS RES ACCT	02/15/2022	02/15/2022	02/15/2022	31307NP40	PAID DOWN PAR VALUE OF F H L M C GD J32243 3.000% 7/01/30 JANUARY FHLMC DUE 2/15/22	(4,068.95)	-	-	4,068.95	(4,318.13)	-	(249.18)
238302001	RCTC 2021 C SEC LIEN BDS RES ACCT	02/15/2022			31307NP40	INTEREST EARNED ON F H L M C GD J32243 3.000% 7/01/30 $1 PV ON 434.6000 SHARES DUE 2/15/2022 JANUARY FHLMC DUE 2/15/22	-	-	-	434.60	-	-	-
238302001	RCTC 2021 C SEC LIEN BDS RES ACCT	02/15/2022			3137AQQE1	INTEREST EARNED ON F H L M C MLTCL MTG 1.500% 5/15/27 $1 PV ON 98.6000 SHARES DUE 2/15/2022 $0.00125/PV ON 78,883.02 PV DUE 2/15/22	-	-	-	98.60	-	-	-
238302001	RCTC 2021 C SEC LIEN BDS RES ACCT	02/15/2022	02/15/2022	02/15/2022	3137AQQE1	PAID DOWN PAR VALUE OF F H L M C MLTCL MTG 1.500% 5/15/27	(2,271.82)	-	-	2,271.82	(2,304.35)	(16.52)	(16.01)
238302001	RCTC 2021 C SEC LIEN BDS RES ACCT	02/15/2022			3137AYSH5	INTEREST EARNED ON F H L M C MLTCL MTG 1.750% 12/15/42 $1 PV ON 197.8900 SHARES DUE 2/15/2022 $0.00146/PV ON 135,694.71 PV DUE 2/15/22	-	-	-	197.89	-	-	-
238302001	RCTC 2021 C SEC LIEN BDS RES ACCT	02/15/2022	02/15/2022	02/15/2022	3137AYSH5	PAID DOWN PAR VALUE OF F H L M C MLTCL MTG 1.750% 12/15/42	(3,275.28)	-	-	3,275.28	(3,342.96)	(67.68)	-
238302001	RCTC 2021 C SEC LIEN BDS RES ACCT	02/15/2022			3137B5A60	INTEREST EARNED ON F H L M C MLTCL MTG 2.500% 10/15/28 $1 PV ON 16.1000 SHARES DUE 2/15/2022 $0.00208/PV ON 7,725.72 PV DUE 2/15/22	-	-	-	16.10	-	-	-

RIVERSIDE COUNTY TRANSPORTATION COMMISSION

91 CIP STAMP Portfolio Transaction Report by Account
Quarter ended March 31, 2022

Source Account	Account	Transaction Date	Trade Date	Settlement Date	CUSIP	Description	Units	Price	Miscellaneous Fees	Net Cash Amount	Federal Tax Cost Amount	Short Term Gain/Loss Amount	Long Term Gain/Loss Amount
238302001	RCTC 2021 C SEC LIEN BDS RES ACCT	02/15/2022	02/15/2022	02/15/2022	3137B5A60	PAID DOWN PAR VALUE OF F H L M C MLTCL MTG 2.500% 10/15/28	(343.94)	-	-	343.94	(345.81)	-	(1.87)
238302001	RCTC 2021 C SEC LIEN BDS RES ACCT	02/15/2022			3137B6DF5	INTEREST EARNED ON F H L M C MLTCL MTG 2.000% 11/15/26 $1 PV ON 106.5200 SHARES DUE 2/15/2022 $0.00167/PV ON 63,910.58 PV DUE 2/15/22	-	-	-	106.52	-	-	-
238302001	RCTC 2021 C SEC LIEN BDS RES ACCT	02/15/2022	02/15/2022	02/15/2022	3137B6DF5	PAID DOWN PAR VALUE OF F H L M C MLTCL MTG 2.000% 11/15/26	(2,835.52)	-	-	2,835.52	(2,806.06)	-	29.46
238302001	RCTC 2021 C SEC LIEN BDS RES ACCT	02/15/2022			3137B9RN7	INTEREST EARNED ON F H L M C MLTCL MTG 2.500% 12/15/27 $1 PV ON 170.6700 SHARES DUE 2/15/2022 $0.00208/PV ON 81,922.06 PV DUE 2/15/22	-	-	-	170.67	-	-	-
238302001	RCTC 2021 C SEC LIEN BDS RES ACCT	02/15/2022	02/15/2022	02/15/2022	3137B9RN7	PAID DOWN PAR VALUE OF F H L M C MLTCL MTG 2.500% 12/15/27	(3,801.29)	-	-	3,801.29	(3,863.92)	(38.60)	(24.03)
238302001	RCTC 2021 C SEC LIEN BDS RES ACCT	02/15/2022	02/15/2022	02/15/2022	31846V203	PURCHASED UNITS OF FIRST AM GOVT OB FD CL Y	2,459.12	1.00	-	(2,459.12)	2,459.12	-	-
238302001	RCTC 2021 C SEC LIEN BDS RES ACCT	02/15/2022	02/15/2022	02/15/2022	31846V203	PURCHASED UNITS OF FIRST AM GOVT OB FD CL Y	10,424.11	1.00	-	(10,424.11)	10,424.11	-	-
238302001	RCTC 2021 C SEC LIEN BDS RES ACCT	02/15/2022			345286AA6	INTEREST EARNED ON FORD CR AUTO OWN 0.23886% 2/15/23 $1 PV ON 10.9500 SHARES DUE 2/15/2022 $0.00015/PV ON 75,000.00 PV DUE 2/15/22	-	-	-	10.95	-	-	-
238302001	RCTC 2021 C SEC LIEN BDS RES ACCT	02/15/2022	02/15/2022	02/15/2022	345286AA6	PAID DOWN PAR VALUE OF FORD CR AUTO OWN 0.23886% 2/15/23	(15,440.77)	-	-	15,440.77	(15,440.77)	-	-
238302001	RCTC 2021 C SEC LIEN BDS RES ACCT	02/15/2022			34531KAD4	INTEREST EARNED ON FORD CREDIT AUTO 1.870% 3/15/24 $1 PV ON 65.7200 SHARES DUE 2/15/2022 $0.00156/PV ON 42,170.36 PV DUE 2/15/22	-	-	-	65.72	-	-	-
238302001	RCTC 2021 C SEC LIEN BDS RES ACCT	02/15/2022	02/15/2022	02/15/2022	34531KAD4	PAID DOWN PAR VALUE OF FORD CREDIT AUTO 1.870% 3/15/24	(4,051.80)	-	-	4,051.80	(4,075.86)	(24.06)	-
238302001	RCTC 2021 C SEC LIEN BDS RES ACCT	02/15/2022			34531RAD9	INTEREST EARNED ON FORD CREDIT AUTO LS 0.620% 8/15/23 $1 PV ON 6.0300 SHARES DUE 2/15/2022 $0.00052/PV ON 11,662.62 PV DUE 2/15/22	-	-	-	6.03	-	-	-
238302001	RCTC 2021 C SEC LIEN BDS RES ACCT	02/15/2022	02/15/2022	02/15/2022	34531RAD9	PAID DOWN PAR VALUE OF FORD CREDIT AUTO LS 0.620% 8/15/23	(1,587.67)	-	-	1,587.67	(1,587.42)	0.25	-
238302001	RCTC 2021 C SEC LIEN BDS RES ACCT	02/15/2022			34531RAF4	INTEREST EARNED ON FORD CREDIT AUTO LS 1.000% 11/15/23 $1 PV ON 70.8300 SHARES DUE 2/15/2022 $0.00083/PV ON 85,000.00 PV DUE 2/15/22	-	-	-	70.83	-	-	-
238302001	RCTC 2021 C SEC LIEN BDS RES ACCT	02/15/2022	02/15/2022	02/15/2022	36176XE21	PAID DOWN PAR VALUE OF G N M A #778953 3.000% 3/15/27 JANUARY GNMA DUE 2/15/22	(6,670.43)	-	-	6,670.43	(6,871.65)	-	(201.22)
238302001	RCTC 2021 C SEC LIEN BDS RES ACCT	02/15/2022			36176XE21	INTEREST EARNED ON G N M A #778953 3.000% 3/15/27 $1 PV ON 269.1200 SHARES DUE 2/15/2022 JANUARY GNMA DUE 2/15/22	-	-	-	269.12	-	-	-
238302001	RCTC 2021 C SEC LIEN BDS RES ACCT	02/15/2022			36176XQB8	INTEREST EARNED ON G N M A #779250 3.000% 5/15/27 $1 PV ON 87.3300 SHARES DUE 2/15/2022 JANUARY GNMA DUE 2/15/22	-	-	-	87.33	-	-	-
238302001	RCTC 2021 C SEC LIEN BDS RES ACCT	02/15/2022	02/15/2022	02/15/2022	36176XQB8	PAID DOWN PAR VALUE OF G N M A #779250 3.000% 5/15/27 JANUARY GNMA DUE 2/15/22	(849.10)	-	-	849.10	(880.03)	(30.93)	-
238302001	RCTC 2021 C SEC LIEN BDS RES ACCT	02/15/2022			36297GCD0	INTEREST EARNED ON G N M A #711168 4.500% 2/15/25 $1 PV ON 145.1800 SHARES DUE 2/15/2022 JANUARY GNMA DUE 2/15/22	-	-	-	145.18	-	-	-
238302001	RCTC 2021 C SEC LIEN BDS RES ACCT	02/15/2022	02/15/2022	02/15/2022	36297GCD0	PAID DOWN PAR VALUE OF G N M A #711168 4.500% 2/15/25 JANUARY GNMA DUE 2/15/22	(1,076.09)	-	-	1,076.09	(1,091.28)	-	(15.19)
238302001	RCTC 2021 C SEC LIEN BDS RES ACCT	02/15/2022			65479HAC1	INTEREST EARNED ON NISSAN AUTO 2.500% 11/15/23 $1 PV ON 55.3300 SHARES DUE 2/15/2022 $0.00208/PV ON 26,560.08 PV DUE 2/15/22	-	-	-	55.33	-	-	-
238302001	RCTC 2021 C SEC LIEN BDS RES ACCT	02/15/2022	02/15/2022	02/15/2022	65479HAC1	PAID DOWN PAR VALUE OF NISSAN AUTO 2.500% 11/15/23	(3,298.48)	-	-	3,298.48	(3,327.86)	(29.38)	-
238302001	RCTC 2021 C SEC LIEN BDS RES ACCT	02/15/2022			80285RAE8	INTEREST EARNED ON SANTANDER DRIVE 0.960% 11/15/24 $1 PV ON 28.5700 SHARES DUE 2/15/2022 $0.00080/PV ON 35,714.22 PV DUE 2/15/22	-	-	-	28.57	-	-	-
238302001	RCTC 2021 C SEC LIEN BDS RES ACCT	02/15/2022	02/15/2022	02/15/2022	80285RAE8	PAID DOWN PAR VALUE OF SANTANDER DRIVE 0.960% 11/15/24	(9,736.55)	-	-	9,736.55	(9,748.34)	(11.79)	-
238302001	RCTC 2021 C SEC LIEN BDS RES ACCT	02/15/2022			98162HAC4	INTEREST EARNED ON WORLD OMNI 1.700% 1/15/23 $1 PV ON 45.9900 SHARES DUE 2/15/2022 $0.00142/PV ON 32,464.83 PV DUE 2/15/22	-	-	-	45.99	-	-	-
238302001	RCTC 2021 C SEC LIEN BDS RES ACCT	02/15/2022	02/15/2022	02/15/2022	98162HAC4	PAID DOWN PAR VALUE OF WORLD OMNI 1.700% 1/15/23	(2,922.78)	-	-	2,922.78	(2,947.44)	(24.66)	-
238302001	RCTC 2021 C SEC LIEN BDS RES ACCT	02/15/2022			98162VAD1	INTEREST EARNED ON WORLD OMNI AUTO 2.590% 7/15/24 $1 PV ON 34.1000 SHARES DUE 2/15/2022 $0.00216/PV ON 15,798.08 PV DUE 2/15/22	-	-	-	34.10	-	-	-
238302001	RCTC 2021 C SEC LIEN BDS RES ACCT	02/15/2022	02/15/2022	02/15/2022	98162VAD1	PAID DOWN PAR VALUE OF WORLD OMNI AUTO 2.590% 7/15/24	(1,997.94)	-	-	1,997.94	(2,010.74)	(12.80)	-
238302001	RCTC 2021 C SEC LIEN BDS RES ACCT	02/16/2022				CASH RECEIPT TRANSFER FROM INCOME 1	-	-	-	253.30	-	-	-
238302001	RCTC 2021 C SEC LIEN BDS RES ACCT	02/16/2022				CASH DISBURSEMENT TRANSFER TO PRINCIPAL 1	-	-	-	(253.30)	-	-	-
238302001	RCTC 2021 C SEC LIEN BDS RES ACCT	02/16/2022	02/14/2022	02/16/2022	14315PAD7	PURCHASED PAR VALUE OF CARMAX AUTO OWNER 2.180% 8/15/24 /TORONTO DOMINION SECURITIES (U/82,061.76 PAR VALUE AT 100.55077563 %	82,061.76	1.01	-	(82,513.74)	82,513.74	-	-
238302001	RCTC 2021 C SEC LIEN BDS RES ACCT	02/16/2022		02/16/2022	14315PAD7	PAID ACCRUED INTEREST ON PURCHASE OF CARMAX AUTO OWNER 2.180% 8/15/24	-	-	-	(4.97)	-	-	-
238302001	RCTC 2021 C SEC LIEN BDS RES ACCT	02/16/2022	02/16/2022	02/16/2022	31846V203	SOLD UNITS OF FIRST AM GOVT OB FD CL Y	(74,365.91)	1.00	-	74,365.91	(74,365.91)	-	-
238302001	RCTC 2021 C SEC LIEN BDS RES ACCT	02/16/2022	02/16/2022	02/16/2022	31846V203	PURCHASED UNITS OF FIRST AM GOVT OB FD CL Y	77,755.44	1.00	-	(77,755.44)	77,755.44	-	-
238302001	RCTC 2021 C SEC LIEN BDS RES ACCT	02/16/2022	02/16/2022	02/16/2022	380140AB9	PAID DOWN PAR VALUE OF GM FIN CONS AUTO 0.210% 8/16/24	(8,136.50)	-	-	8,136.50	(8,116.79)	19.71	-
238302001	RCTC 2021 C SEC LIEN BDS RES ACCT	02/16/2022			380140AB9	INTEREST EARNED ON GM FIN CONS AUTO 0.210% 8/16/24 $1 PV ON 16.3000 SHARES DUE 2/16/2022 $0.00018/PV ON 93,128.04 PV DUE 2/16/22	-	-	-	16.30	-	-	-
238302001	RCTC 2021 C SEC LIEN BDS RES ACCT	02/16/2022			38376V2E6	INTEREST EARNED ON G N M A GTD REMIC 4.000% 7/16/39 $1 PV ON 181.0200 SHARES DUE 2/16/2022 $0.00333/PV ON 54,306.77 PV DUE 2/16/22	-	-	-	181.02	-	-	-
238302001	RCTC 2021 C SEC LIEN BDS RES ACCT	02/16/2022	02/16/2022	02/16/2022	38376V2E6	PAID DOWN PAR VALUE OF G N M A GTD REMIC 4.000% 7/16/39	(1,905.83)	-	-	1,905.83	(1,954.42)	-	(48.59)
238302001	RCTC 2021 C SEC LIEN BDS RES ACCT	02/16/2022	02/16/2022	02/16/2022	63743DBG5	MATURED PAR VALUE OF NATIONAL RURAL UTILS C P 2/16/22 150,000 PAR VALUE AT 100 %	(150,000.00)	1.00	-	149,974.50	(149,974.50)	-	-
238302001	RCTC 2021 C SEC LIEN BDS RES ACCT	02/16/2022			63743DBG5	INTEREST EARNED ON NATIONAL RURAL UTILS C P 2/16/22 $1 PV ON 150000.0000 SHARES DUE 2/16/2022 150,000 PAR VALUE AT 100 %	-	-	-	25.50	-	-	-
238302001	RCTC 2021 C SEC LIEN BDS RES ACCT	02/16/2022	02/15/2022	02/16/2022	91282CDE8	SOLD PAR VALUE OF U S TREASURY NT 0.325% 10/31/23 /JCSIUS33 HSBC SECS USA NY/90,000 PAR VALUE AT 100.16523333 %	(90,000.00)	1.00	-	90,148.71	(90,020.04)	128.67	-
238302001	RCTC 2021 C SEC LIEN BDS RES ACCT	02/16/2022		02/16/2022	91282CDE8	RECEIVED ACCRUED INTEREST ON SALE OF U S TREASURY NT 0.325% 10/31/23	-	-	-	12.26	-	-	-

RIVERSIDE COUNTY TRANSPORTATION COMMISSION

91 CIP STAMP Portfolio Transaction Report by Account
Quarter ended March 31, 2022

Source Account	Account	Transaction Date	Trade Date	Settlement Date	CUSIP	Description	Units	Price	Miscellaneous Fees	Net Cash Amount	Federal Tax Cost Amount	Short Term Gain/Loss Amount	Long Term Gain/Loss Amount
238302001	RCTC 2021 C SEC LIEN BDS RES ACCT	02/16/2022	02/08/2022	02/16/2022	98164GAA8	PURCHASED PAR VALUE OF WORLD OMNI AUTO 0.39629% 2/15/23 /BARCUS3B BARCLAYS CAP WHIPPANY/75,000 PAR VALUE AT 100 %	75,000.00	1.00	-	(75,000.00)	75,000.00	-	-
238302001	RCTC 2021 C SEC LIEN BDS RES ACCT	02/17/2022				CASH DISBURSEMENT TRANSFER TO PRINCIPAL 1	-	-	-	(65.08)	-	-	-
238302001	RCTC 2021 C SEC LIEN BDS RES ACCT	02/17/2022				CASH RECEIPT TRANSFER FROM INCOME 1	-	-	-	65.08	-	-	-
238302001	RCTC 2021 C SEC LIEN BDS RES ACCT	02/17/2022	02/17/2022	02/17/2022	02530KBH2	MATURED PAR VALUE OF AMERICAN CRYSTAL SUGAR C P 2/17/22 150,000 PAR VALUE AT 100 %	(150,000.00)	1.00	-	149,946.25	(149,946.25)	-	-
238302001	RCTC 2021 C SEC LIEN BDS RES ACCT	02/17/2022			02530KBH2	INTEREST EARNED ON AMERICAN CRYSTAL SUGAR C P 2/17/22 $1 PV ON 150000.0000 SHARES DUE 2/17/2022 150,000 PAR VALUE AT 100 %	-	-	-	53.75	-	-	-
238302001	RCTC 2021 C SEC LIEN BDS RES ACCT	02/17/2022	02/17/2022	02/17/2022	31846V203	PURCHASED UNITS OF FIRST AM GOVT OB FD CL Y	89,492.38	1.00	-	(89,492.38)	89,492.38	-	-
238302001	RCTC 2021 C SEC LIEN BDS RES ACCT	02/17/2022	02/17/2022	02/17/2022	31846V203	PURCHASED UNITS OF FIRST AM GOVT OB FD CL Y	150,000.00	1.00	-	(150,000.00)	150,000.00	-	-
238302001	RCTC 2021 C SEC LIEN BDS RES ACCT	02/18/2022				CASH DISBURSEMENT TRANSFER TO PRINCIPAL 1	-	-	-	(5.39)	-	-	-
238302001	RCTC 2021 C SEC LIEN BDS RES ACCT	02/18/2022				CASH RECEIPT TRANSFER FROM INCOME 1	-	-	-	5.39	-	-	-
238302001	RCTC 2021 C SEC LIEN BDS RES ACCT	02/22/2022				CASH DISBURSEMENT TRANSFER TO PRINCIPAL 1	-	-	-	(1,971.98)	-	-	-
238302001	RCTC 2021 C SEC LIEN BDS RES ACCT	02/22/2022				CASH RECEIPT TRANSFER FROM INCOME 1	-	-	-	1,971.98	-	-	-
238302001	RCTC 2021 C SEC LIEN BDS RES ACCT	02/22/2022	02/17/2022	02/22/2022	14314QAC8	PURCHASED PAR VALUE OF CARMAX AUTO OWN 0.520% 2/17/26 /MTGSUS6SFIC BOFA SECS NEW YORK/50,000 PAR VALUE AT 98.4414 %	50,000.00	0.98	-	(49,220.70)	49,220.70	-	-
238302001	RCTC 2021 C SEC LIEN BDS RES ACCT	02/22/2022		02/22/2022	14314QAC8	PAID ACCRUED INTEREST ON PURCHASE OF CARMAX AUTO OWN 0.520% 2/17/26	-	-	-	(5.06)	-	-	-
238302001	RCTC 2021 C SEC LIEN BDS RES ACCT	02/22/2022	02/22/2022	02/22/2022	31846V203	SOLD UNITS OF FIRST AM GOVT OB FD CL Y	(7,676.94)	1.00	-	7,676.94	(7,676.94)	-	-
238302001	RCTC 2021 C SEC LIEN BDS RES ACCT	02/22/2022			36179MU32	INTEREST EARNED ON G N M A I I #MA0602 3.000% 12/20/27 $1 PV ON 158.7200 SHARES DUE 2/20/2022 JANUARY GNMA DUE 2/20/22	-	-	-	158.72	-	-	-
238302001	RCTC 2021 C SEC LIEN BDS RES ACCT	02/22/2022	02/20/2022	02/22/2022	36179MU32	PAID DOWN PAR VALUE OF G N M A I I #MA0602 3.000% 12/20/27 JANUARY GNMA DUE 2/20/22	(2,199.84)	-	-	2,199.84	(2,277.29)	-	(77.45)
238302001	RCTC 2021 C SEC LIEN BDS RES ACCT	02/22/2022	02/20/2022	02/22/2022	36179NAJ7	PAID DOWN PAR VALUE OF G N M A I I #MA0909 3.000% 4/20/28 JANUARY GNMA DUE 2/20/22	(637.29)	-	-	637.29	(661.04)	-	(23.75)
238302001	RCTC 2021 C SEC LIEN BDS RES ACCT	02/22/2022			36179NAJ7	INTEREST EARNED ON G N M A I I #MA0909 3.000% 4/20/28 $1 PV ON 60.4400 SHARES DUE 2/20/2022 JANUARY GNMA DUE 2/20/22	-	-	-	60.44	-	-	-
238302001	RCTC 2021 C SEC LIEN BDS RES ACCT	02/22/2022	02/20/2022	02/22/2022	36179NHK7	PAID DOWN PAR VALUE OF G N M A I I #MA1134 3.000% 7/20/28 JANUARY GNMA DUE 2/20/22	(1,708.60)	-	-	1,708.60	(1,783.24)	(74.64)	-
238302001	RCTC 2021 C SEC LIEN BDS RES ACCT	02/22/2022			36179NHK7	INTEREST EARNED ON G N M A I I #MA1134 3.000% 7/20/28 $1 PV ON 170.9300 SHARES DUE 2/20/2022 JANUARY GNMA DUE 2/20/22	-	-	-	170.93	-	-	-
238302001	RCTC 2021 C SEC LIEN BDS RES ACCT	02/22/2022	02/20/2022	02/22/2022	36179RHM4	PAID DOWN PAR VALUE OF G N M A I I #MA2936 3.500% 7/20/30 JANUARY GNMA DUE 2/20/22	(1,278.36)	-	-	1,278.36	(1,336.64)	-	(58.28)
238302001	RCTC 2021 C SEC LIEN BDS RES ACCT	02/22/2022			36179RHM4	INTEREST EARNED ON G N M A I I #MA2936 3.500% 7/20/30 $1 PV ON 185.4000 SHARES DUE 2/20/2022 JANUARY GNMA DUE 2/20/22	-	-	-	185.40	-	-	-
238302001	RCTC 2021 C SEC LIEN BDS RES ACCT	02/22/2022			36179TF83	INTEREST EARNED ON G N M A I I #MA4691 3.500% 9/20/32 $1 PV ON 171.1800 SHARES DUE 2/20/2022 JANUARY GNMA DUE 2/20/22	-	-	-	171.18	-	-	-
238302001	RCTC 2021 C SEC LIEN BDS RES ACCT	02/22/2022	02/20/2022	02/22/2022	36179TF83	PAID DOWN PAR VALUE OF G N M A I I #MA4691 3.500% 9/20/32 JANUARY GNMA DUE 2/20/22	(1,221.74)	-	-	1,221.74	(1,283.93)	-	(62.19)
238302001	RCTC 2021 C SEC LIEN BDS RES ACCT	02/22/2022	02/20/2022	02/22/2022	36202F3H7	PAID DOWN PAR VALUE OF G N M A I I #005300 3.000% 2/20/27 JANUARY GNMA DUE 2/20/22	(1,844.19)	-	-	1,844.19	(1,907.86)	(63.67)	-
238302001	RCTC 2021 C SEC LIEN BDS RES ACCT	02/22/2022			36202F3H7	INTEREST EARNED ON G N M A I I #005300 3.000% 2/20/27 $1 PV ON 130.9000 SHARES DUE 2/20/2022 JANUARY GNMA DUE 2/20/22	-	-	-	130.90	-	-	-
238302001	RCTC 2021 C SEC LIEN BDS RES ACCT	02/22/2022	02/20/2022	02/22/2022	38376TTT9	PAID DOWN PAR VALUE OF G N M A GTD REMIC 3.000% 11/20/39	(655.86)	-	-	655.86	(666.24)	-	(10.38)
238302001	RCTC 2021 C SEC LIEN BDS RES ACCT	02/22/2022			38376TTT9	INTEREST EARNED ON G N M A GTD REMIC 3.000% 11/20/39 $1 PV ON 47.9200 SHARES DUE 2/20/2022 $0.00250/PV ON 19,168.16 PV DUE 2/20/22	-	-	-	47.92	-	-	-
238302001	RCTC 2021 C SEC LIEN BDS RES ACCT	02/22/2022			38376WA62	INTEREST EARNED ON G N M A GTD REMIC 4.000% 10/20/39 $1 PV ON 143.2600 SHARES DUE 2/20/2022 $0.00333/PV ON 42,979.48 PV DUE 2/20/22	-	-	-	143.26	-	-	-
238302001	RCTC 2021 C SEC LIEN BDS RES ACCT	02/22/2022	02/20/2022	02/22/2022	38376WA62	PAID DOWN PAR VALUE OF G N M A GTD REMIC 4.000% 10/20/39	(1,611.36)	-	-	1,611.36	(1,664.17)	-	(52.81)
238302001	RCTC 2021 C SEC LIEN BDS RES ACCT	02/22/2022			38377LFC7	INTEREST EARNED ON G N M A GTD REMIC 2.500% 12/20/39 $1 PV ON 16.1100 SHARES DUE 2/20/2022 $0.00208/PV ON 7,734.75 PV DUE 2/20/22	-	-	-	16.11	-	-	-
238302001	RCTC 2021 C SEC LIEN BDS RES ACCT	02/22/2022	02/20/2022	02/22/2022	38377LFC7	PAID DOWN PAR VALUE OF G N M A GTD REMIC 2.500% 12/20/39	(2,528.14)	-	-	2,528.14	(2,551.04)	-	(22.90)
238302001	RCTC 2021 C SEC LIEN BDS RES ACCT	02/22/2022			38377QKH9	INTEREST EARNED ON G N M A GTD REMIC 3.000% 8/20/40 $1 PV ON 31.2000 SHARES DUE 2/20/2022 $0.00250/PV ON 12,479.72 PV DUE 2/20/22	-	-	-	31.20	-	-	-
238302001	RCTC 2021 C SEC LIEN BDS RES ACCT	02/22/2022	02/20/2022	02/22/2022	38377QKH9	PAID DOWN PAR VALUE OF G N M A GTD REMIC 3.000% 8/20/40	(822.59)	-	-	822.59	(831.95)	-	(9.36)
238302001	RCTC 2021 C SEC LIEN BDS RES ACCT	02/22/2022			38377RVK8	INTEREST EARNED ON G N M A GTD REMIC 3.000% 4/20/39 $1 PV ON 100.8500 SHARES DUE 2/20/2022 $0.00250/PV ON 40,341.81 PV DUE 2/20/22	-	-	-	100.85	-	-	-
238302001	RCTC 2021 C SEC LIEN BDS RES ACCT	02/22/2022	02/20/2022	02/22/2022	38377RVK8	PAID DOWN PAR VALUE OF G N M A GTD REMIC 3.000% 4/20/39	(1,405.42)	-	-	1,405.42	(1,432.89)	(27.47)	-
238302001	RCTC 2021 C SEC LIEN BDS RES ACCT	02/22/2022			38377YTL4	INTEREST EARNED ON G N M A GTD REMIC 2.000% 5/20/40 $1 PV ON 67.3400 SHARES DUE 2/20/2022 $0.00167/PV ON 40,406.35 PV DUE 2/20/22	-	-	-	67.34	-	-	-
238302001	RCTC 2021 C SEC LIEN BDS RES ACCT	02/22/2022	02/20/2022	02/22/2022	38377YTL4	PAID DOWN PAR VALUE OF G N M A GTD REMIC 2.000% 5/20/40	(1,931.56)	-	-	1,931.56	(1,908.02)	-	23.54
238302001	RCTC 2021 C SEC LIEN BDS RES ACCT	02/22/2022			38378AU90	INTEREST EARNED ON G N M A GTD REMIC 3.000% 10/20/26 $1 PV ON 99.9000 SHARES DUE 2/20/2022 $0.00250/PV ON 39,959.45 PV DUE 2/20/22	-	-	-	99.90	-	-	-
238302001	RCTC 2021 C SEC LIEN BDS RES ACCT	02/22/2022	02/20/2022	02/22/2022	38378AU90	PAID DOWN PAR VALUE OF G N M A GTD REMIC 3.000% 10/20/26	(3,006.89)	-	-	3,006.89	(3,054.31)	-	(47.42)
238302001	RCTC 2021 C SEC LIEN BDS RES ACCT	02/22/2022			38378FRB8	INTEREST EARNED ON G N M A GTD REMIC 2.000% 7/20/42 $1 PV ON 184.5600 SHARES DUE 2/20/2022 $0.00167/PV ON 110,735.35 PV DUE 2/20/22	-	-	-	184.56	-	-	-
238302001	RCTC 2021 C SEC LIEN BDS RES ACCT	02/22/2022	02/20/2022	02/22/2022	38378FRB8	PAID DOWN PAR VALUE OF G N M A GTD REMIC 2.000% 7/20/42	(2,655.15)	-	-	2,655.15	(2,616.15)	-	39.00
238302001	RCTC 2021 C SEC LIEN BDS RES ACCT	02/22/2022			38378HAU0	INTEREST EARNED ON G N M A GTD REMIC 1.500% 8/20/27 $1 PV ON 61.0400 SHARES DUE 2/20/2022 $0.00125/PV ON 48,828.25 PV DUE 2/20/22	-	-	-	61.04	-	-	-

RIVERSIDE COUNTY TRANSPORTATION COMMISSION

91 CIP STAMP Portfolio Transaction Report by Account
Quarter ended March 31, 2022

Source Account	Account	Transaction Date	Trade Date	Settlement Date	CUSIP	Description	Units	Price	Miscellaneous Fees	Net Cash Amount	Federal Tax Cost Amount	Short Term Gain/Loss Amount	Long Term Gain/Loss Amount
238302001	RCTC 2021 C SEC LIEN BDS RES ACCT	02/22/2022	02/20/2022	02/22/2022	38378HAU0	PAID DOWN PAR VALUE OF G N M A GTD REMIC 1.500% 8/20/27	(1,617.04)	-	-	1,617.04	(1,638.80)	(7.48)	(14.28)
238302001	RCTC 2021 C SEC LIEN BDS RES ACCT	02/22/2022			38378JZD7	INTEREST EARNED ON G N M A GTD REMIC 1.500% 12/20/40 $1 PV ON 21.5000 SHARES DUE 2/20/2022 $0.00125/PV ON 17,203.41 PV DUE 2/20/22	-	-	-	21.50	-	-	-
238302001	RCTC 2021 C SEC LIEN BDS RES ACCT	02/22/2022	02/20/2022	02/22/2022	38378JZD7	PAID DOWN PAR VALUE OF G N M A GTD REMIC 1.500% 12/20/40	(834.44)	-	-	834.44	(824.01)	-	10.43
238302001	RCTC 2021 C SEC LIEN BDS RES ACCT	02/22/2022	02/20/2022	02/22/2022	38378TAF7	PAID DOWN PAR VALUE OF G N M A GTD REMIC 2.500% 7/20/41	(2,211.13)	-	-	2,211.13	(2,213.65)	-	(2.52)
238302001	RCTC 2021 C SEC LIEN BDS RES ACCT	02/22/2022			38378TAF7	INTEREST EARNED ON G N M A GTD REMIC 2.500% 7/20/41 $1 PV ON 120.2300 SHARES DUE 2/20/2022 $0.00208/PV ON 57,709.47 PV DUE 2/20/22	-	-	-	120.23	-	-	-
238302001	RCTC 2021 C SEC LIEN BDS RES ACCT	02/22/2022			92347YAA2	INTEREST EARNED ON VERIZON OWNER TRUST 2.930% 9/20/23 $1 PV ON 117.4800 SHARES DUE 2/20/2022 $0.00244/PV ON 48,114.19 PV DUE 2/20/22	-	-	-	117.48	-	-	-
238302001	RCTC 2021 C SEC LIEN BDS RES ACCT	02/22/2022	02/20/2022	02/22/2022	92347YAA2	PAID DOWN PAR VALUE OF VERIZON OWNER TRUST 2.930% 9/20/23	(11,402.18)	-	-	11,402.18	(11,466.32)	(64.14)	-
238302001	RCTC 2021 C SEC LIEN BDS RES ACCT	02/22/2022			92347YAC8	INTEREST EARNED ON VERIZON OWNER TRUST 3.020% 9/20/23 $1 PV ON 88.0800 SHARES DUE 2/20/2022 $0.00252/PV ON 35,000.00 PV DUE 2/20/22	-	-	-	88.08	-	-	-
238302001	RCTC 2021 C SEC LIEN BDS RES ACCT	02/23/2022	02/23/2022	02/23/2022	31846V203	SOLD UNITS OF FIRST AM GOVT OB FD CL Y	(175,000.00)	1.00	-	175,000.00	(175,000.00)	-	-
238302001	RCTC 2021 C SEC LIEN BDS RES ACCT	02/23/2022	02/15/2022	02/23/2022	36265MAA3	PURCHASED PAR VALUE OF GM FIN AUTO LSNG 0.57055% 2/21/23 /BARCUS3B BARCLAYS CAP WHIPPANY/75,000 PAR VALUE AT 100 %	75,000.00	1.00	-	(75,000.00)	75,000.00	-	-
238302001	RCTC 2021 C SEC LIEN BDS RES ACCT	02/23/2022	02/16/2022	02/23/2022	65479QAA5	PURCHASED PAR VALUE OF NISSAN AT REC OWNR 0.00001% 3/15/23 /MHSCUS33 MIZUHO SECS USA NY/100,000 PAR VALUE AT 100 %	100,000.00	1.00	-	(100,000.00)	100,000.00	-	-
238302001	RCTC 2021 C SEC LIEN BDS RES ACCT	02/25/2022				CASH DISBURSEMENT TRANSFER TO PRINCIPAL 1	-	-	-	(2,088.12)	-	-	-
238302001	RCTC 2021 C SEC LIEN BDS RES ACCT	02/25/2022				CASH RECEIPT TRANSFER FROM INCOME 1	-	-	-	2,088.12	-	-	-
238302001	RCTC 2021 C SEC LIEN BDS RES ACCT	02/25/2022	02/25/2022	02/25/2022	3132A9T64	PAID DOWN PAR VALUE OF F H L M C #ZS8673 3.000% 10/01/32 JANUARY FHLMC DUE 2/25/22	(2,791.23)	-	-	2,791.23	(2,908.64)	-	(117.41)
238302001	RCTC 2021 C SEC LIEN BDS RES ACCT	02/25/2022			3132A9T64	INTEREST EARNED ON F H L M C #ZS8673 3.000% 10/01/32 $1 PV ON 254.9600 SHARES DUE 2/25/2022 JANUARY FHLMC DUE 2/25/22	-	-	-	254.96	-	-	-
238302001	RCTC 2021 C SEC LIEN BDS RES ACCT	02/25/2022	02/25/2022	02/25/2022	3132D9C93	PAID DOWN PAR VALUE OF F H L M C #SC0096 3.000% 10/01/40 JANUARY FHLMC DUE 2/25/22	(2,270.76)	-	-	2,270.76	(2,407.84)	(137.08)	-
238302001	RCTC 2021 C SEC LIEN BDS RES ACCT	02/25/2022			3132D9C93	INTEREST EARNED ON F H L M C #SC0096 3.000% 10/01/40 $1 PV ON 419.1400 SHARES DUE 2/25/2022 JANUARY FHLMC DUE 2/25/22	-	-	-	419.14	-	-	-
238302001	RCTC 2021 C SEC LIEN BDS RES ACCT	02/25/2022			3136A8SX9	INTEREST EARNED ON F N M A GTD REMIC 1.500% 9/25/27 $1 PV ON 45.3300 SHARES DUE 2/25/2022 $0.00125/PV ON 36,265.67 PV DUE 2/25/22	-	-	-	45.33	-	-	-
238302001	RCTC 2021 C SEC LIEN BDS RES ACCT	02/25/2022	02/25/2022	02/25/2022	3136A8SX9	PAID DOWN PAR VALUE OF F N M A GTD REMIC 1.500% 9/25/27	(1,456.32)	-	-	1,456.32	(1,478.14)	-	(21.82)
238302001	RCTC 2021 C SEC LIEN BDS RES ACCT	02/25/2022			3136ABNZ2	INTEREST EARNED ON F N M A GTD REMIC 2.000% 11/25/42 $1 PV ON 71.0900 SHARES DUE 2/25/2022 $0.00167/PV ON 42,656.14 PV DUE 2/25/22	-	-	-	71.09	-	-	-
238302001	RCTC 2021 C SEC LIEN BDS RES ACCT	02/25/2022	02/25/2022	02/25/2022	3136ABNZ2	PAID DOWN PAR VALUE OF F N M A GTD REMIC 2.000% 11/25/42	(1,890.90)	-	-	1,890.90	(1,923.51)	-	(32.61)
238302001	RCTC 2021 C SEC LIEN BDS RES ACCT	02/25/2022			3136ADFF1	INTEREST EARNED ON F N M A GTD REMIC 1.500% 4/25/23 $1 PV ON 24.1400 SHARES DUE 2/25/2022 $0.00125/PV ON 19,308.62 PV DUE 2/25/22	-	-	-	24.14	-	-	-
238302001	RCTC 2021 C SEC LIEN BDS RES ACCT	02/25/2022	02/25/2022	02/25/2022	3136ADFF1	PAID DOWN PAR VALUE OF F N M A GTD REMIC 1.500% 4/25/23	(2,306.03)	-	-	2,306.03	(2,272.88)	-	33.15
238302001	RCTC 2021 C SEC LIEN BDS RES ACCT	02/25/2022			3136AEY84	INTEREST EARNED ON F N M A GTD REMIC 1.750% 7/25/28 $1 PV ON 61.2200 SHARES DUE 2/25/2022 $0.00146/PV ON 41,980.68 PV DUE 2/25/22	-	-	-	61.22	-	-	-
238302001	RCTC 2021 C SEC LIEN BDS RES ACCT	02/25/2022	02/25/2022	02/25/2022	3136AEY84	PAID DOWN PAR VALUE OF F N M A GTD REMIC 1.750% 7/25/28	(1,732.88)	-	-	1,732.88	(1,761.42)	-	(28.54)
238302001	RCTC 2021 C SEC LIEN BDS RES ACCT	02/25/2022			3136AHAE0	INTEREST EARNED ON F N M A GTD REMIC 2.623% 4/25/23 $1 PV ON 53.1600 SHARES DUE 2/25/2022 $0.00207/PV ON 25,712.80 PV DUE 2/25/22	-	-	-	53.16	-	-	-
238302001	RCTC 2021 C SEC LIEN BDS RES ACCT	02/25/2022	02/25/2022	02/25/2022	3136AHAE0	PAID DOWN PAR VALUE OF F N M A GTD REMIC 2.623% 4/25/23	(9,301.04)	-	-	9,301.04	(9,336.32)	-	(35.28)
238302001	RCTC 2021 C SEC LIEN BDS RES ACCT	02/25/2022			3136AQZK9	INTEREST EARNED ON F N M A GTD REMIC 2.000% 11/25/31 $1 PV ON 113.2300 SHARES DUE 2/25/2022 $0.00167/PV ON 67,938.96 PV DUE 2/25/22	-	-	-	113.23	-	-	-
238302001	RCTC 2021 C SEC LIEN BDS RES ACCT	02/25/2022	02/25/2022	02/25/2022	3136AQZK9	PAID DOWN PAR VALUE OF F N M A GTD REMIC 2.000% 11/25/31	(1,814.14)	-	-	1,814.14	(1,863.28)	(49.14)	-
238302001	RCTC 2021 C SEC LIEN BDS RES ACCT	02/25/2022	02/22/2022	02/25/2022	3137B1UG5	PURCHASED PAR VALUE OF F H L M C MLTCL MTG 2.637% 1/25/23 /TORONTO DOMINION SECURITIES (U/35,000 PAR VALUE AT 100.94531429 %	35,000.00	1.01	-	(35,330.86)	35,330.86	-	-
238302001	RCTC 2021 C SEC LIEN BDS RES ACCT	02/25/2022		02/25/2022	3137B1UG5	PAID ACCRUED INTEREST ON PURCHASE OF F H L M C MLTCL MTG 2.637% 1/25/23	-	-	-	(61.53)	-	-	-
238302001	RCTC 2021 C SEC LIEN BDS RES ACCT	02/25/2022			3137B3NW4	INTEREST EARNED ON F H L M C MLTCL MTG 2.778% 9/25/22 $1 PV ON 25.8500 SHARES DUE 2/25/2022 $0.00231/PV ON 11,168.10 PV DUE 2/25/22	-	-	-	25.85	-	-	-
238302001	RCTC 2021 C SEC LIEN BDS RES ACCT	02/25/2022	02/25/2022	02/25/2022	3137B3NW4	PAID DOWN PAR VALUE OF F H L M C MLTCL MTG 2.778% 9/25/22	(1,401.42)	-	-	1,401.42	(1,576.47)	(175.05)	-
238302001	RCTC 2021 C SEC LIEN BDS RES ACCT	02/25/2022			3137BP4K2	INTEREST EARNED ON F H L M C MLTCL MTG 2.849% 3/25/26 $1 PV ON 474.8300 SHARES DUE 2/25/2022 $0.00237/PV ON 200,000.00 PV DUE 2/25/22	-	-	-	474.83	-	-	-
238302001	RCTC 2021 C SEC LIEN BDS RES ACCT	02/25/2022			3137F4CY6	INTEREST EARNED ON F H L M C MLTCL MT 0.52896% 9/25/24 $1 PV ON 462.1600 SHARES DUE 2/25/2022 $0.00243/PV ON 189,927.17 PV DUE 2/25/22	-	-	-	462.16	-	-	-
238302001	RCTC 2021 C SEC LIEN BDS RES ACCT	02/25/2022	02/25/2022	02/25/2022	3137F4CY6	PAID DOWN PAR VALUE OF F H L M C MLTCL MT 0.52896% 9/25/24	(73.05)	-	**-**	**73.05**	**(74.98)**	**-**	**(1.93)**
238302001	RCTC 2021 C SEC LIEN BDS RES ACCT	02/25/2022			3137FBAB2	INTEREST EARNED ON F H L M C MLTCL MT 2.77704% 8/25/27 $1 PV ON 329.1200 SHARES DUE 2/25/2022 $0.00253/PV ON 130,000.00 PV DUE 2/25/22	-	-	-	329.12	-	-	-
238302001	RCTC 2021 C SEC LIEN BDS RES ACCT	02/25/2022			3137FBAJ5	INTEREST EARNED ON F H L M C MLTCL MT 3.52704% 8/25/27 $1 PV ON 546.8300 SHARES DUE 2/25/2022 $0.00273/PV ON 200,000.00 PV DUE 2/25/22	-	-	-	546.83	-	-	-
238302001	RCTC 2021 C SEC LIEN BDS RES ACCT	02/25/2022			3137FMD66	INTEREST EARNED ON F H L M C MLTCL MT 2.283% 5/25/26 $1 PV ON 35.9700 SHARES DUE 2/25/2022 $0.00190/PV ON 18,905.63 PV DUE 2/25/22	-	-	-	35.97	-	-	-
238302001	RCTC 2021 C SEC LIEN BDS RES ACCT	02/25/2022	02/25/2022	02/25/2022	3137FMD66	PAID DOWN PAR VALUE OF F H L M C MLTCL MT 2.283% 5/25/26	(198.27)	-	-	198.27	(269.67)	-	(71.40)
238302001	RCTC 2021 C SEC LIEN BDS RES ACCT	02/25/2022	02/25/2022	02/25/2022	3137FNAD2	PAID DOWN PAR VALUE OF F H L M C MLTCL MT 2.87496% 11/25/28	(188.99)	-	-	188.99	(192.16)	-	(3.17)

RIVERSIDE COUNTY TRANSPORTATION COMMISSION

91 CIP STAMP Portfolio Transaction Report by Account
Quarter ended March 31, 2022

Source Account	Account	Transaction Date	Trade Date	Settlement Date	CUSIP	Description	Units	Price	Miscellaneous Fees	Net Cash Amount	Federal Tax Cost Amount	Short Term Gain/Loss Amount	Long Term Gain/Loss Amount
238302001	RCTC 2021 C SEC LIEN BDS RES ACCT	02/25/2022			3137FNAD2	INTEREST EARNED ON F H L M C MLTCL MT 2.87496% 11/25/28 $1 PV ON 315.9100 SHARES DUE 2/25/2022 $0.00219/PV ON 144,086.65 PV DUE 2/25/22	-	-	-	315.91	-	-	-
238302001	RCTC 2021 C SEC LIEN BDS RES ACCT	02/25/2022			3137FPJF3	INTEREST EARNED ON F H L M C MLTCL MT 2.258% 6/25/29 $1 PV ON 359.0300 SHARES DUE 2/25/2022 $0.00188/PV ON 190,803.40 PV DUE 2/25/22	-	-	-	359.03	-	-	-
238302001	RCTC 2021 C SEC LIEN BDS RES ACCT	02/25/2022	02/25/2022	02/25/2022	3137FPJF3	PAID DOWN PAR VALUE OF F H L M C MLTCL MT 2.258% 6/25/29	(417.24)	-	-	417.24	(419.75)	-	(2.51)
238302001	RCTC 2021 C SEC LIEN BDS RES ACCT	02/25/2022			3137FPJP1	INTEREST EARNED ON F H L M C MLTCL MT 2.21604% 7/25/29 $1 PV ON 173.8500 SHARES DUE 2/25/2022 $0.00186/PV ON 93,549.87 PV DUE 2/25/22	-	-	-	173.85	-	-	-
238302001	RCTC 2021 C SEC LIEN BDS RES ACCT	02/25/2022	02/25/2022	02/25/2022	3137FPJP1	PAID DOWN PAR VALUE OF F H L M C MLTCL MT 2.21604% 7/25/29	(389.00)	-	-	389.00	(408.09)	(19.09)	-
238302001	RCTC 2021 C SEC LIEN BDS RES ACCT	02/25/2022	02/25/2022	02/25/2022	3137FQ3Y7	PAID DOWN PAR VALUE OF F H L M C MLTCL MT 2.51196% 7/25/29	(473.76)	-	-	473.76	(474.98)	-	(1.22)
238302001	RCTC 2021 C SEC LIEN BDS RES ACCT	02/25/2022			3137FQ3Y7	INTEREST EARNED ON F H L M C MLTCL MT 2.51196% 7/25/29 $1 PV ON 349.3500 SHARES DUE 2/25/2022 $0.00183/PV ON 191,426.57 PV DUE 2/25/22	-	-	-	349.35	-	-	-
238302001	RCTC 2021 C SEC LIEN BDS RES ACCT	02/25/2022			3137FWHY9	INTEREST EARNED ON F H L M C MLTCL 0.826% 9/25/30 $1 PV ON 127.1400 SHARES DUE 2/25/2022 $0.00069/PV ON 184,628.79 PV DUE 2/25/22	-	-	-	127.14	-	-	-
238302001	RCTC 2021 C SEC LIEN BDS RES ACCT	02/25/2022	02/25/2022	02/25/2022	3137FWHY9	PAID DOWN PAR VALUE OF F H L M C MLTCL 0.826% 9/25/30	(1,000.90)	-	-	1,000.90	(995.90)	-	5.00
238302001	RCTC 2021 C SEC LIEN BDS RES ACCT	02/25/2022	02/25/2022	02/25/2022	3138EJPZ5	PAID DOWN PAR VALUE OF F N M A #AL2239 3.370% 7/01/22 P & I DUE 02/25/22	(10,928.77)	-	-	10,928.77	(10,979.72)	-	(50.95)
238302001	RCTC 2021 C SEC LIEN BDS RES ACCT	02/25/2022			3138EJPZ5	INTEREST EARNED ON F N M A #AL2239 3.370% 7/01/22 $1 PV ON 31.7100 SHARES DUE 2/25/2022 P & I DUE 02/25/22	-	-	-	31.71	-	-	-
238302001	RCTC 2021 C SEC LIEN BDS RES ACCT	02/25/2022			3138LFGP7	INTEREST EARNED ON F N M A #AN2905 2.550% 10/01/28 $1 PV ON 107.4300 SHARES DUE 2/25/2022 JANUARY FNMA DUE 2/25/22	-	-	-	107.43	-	-	-
238302001	RCTC 2021 C SEC LIEN BDS RES ACCT	02/25/2022	02/25/2022	02/25/2022	3138LFGP7	PAID DOWN PAR VALUE OF F N M A #AN2905 2.550% 10/01/28 JANUARY FNMA DUE 2/25/22	(70.86)	-	-	70.86	(72.81)	-	(1.95)
238302001	RCTC 2021 C SEC LIEN BDS RES ACCT	02/25/2022	02/25/2022	02/25/2022	3140J6FU6	PAID DOWN PAR VALUE OF F N M A #BM1978 3.000% 10/01/32 JANUARY FNMA DUE 2/25/22	(1,568.48)	-	-	1,568.48	(1,655.00)	-	(86.52)
238302001	RCTC 2021 C SEC LIEN BDS RES ACCT	02/25/2022			3140J6FU6	INTEREST EARNED ON F N M A #BM1978 3.000% 10/01/32 $1 PV ON 192.8600 SHARES DUE 2/25/2022 JANUARY FNMA DUE 2/25/22	-	-	-	192.86	-	-	-
238302001	RCTC 2021 C SEC LIEN BDS RES ACCT	02/25/2022	02/25/2022	02/25/2022	3140JAU97	PAID DOWN PAR VALUE OF F N M A #BM6007 2.596% 6/01/49 P & I DUE 02/25/22	(20.72)	-	-	20.72	(21.50)	-	(0.78)
238302001	RCTC 2021 C SEC LIEN BDS RES ACCT	02/25/2022			3140JAU97	INTEREST EARNED ON F N M A #BM6007 2.596% 6/01/49 $1 PV ON 53.2100 SHARES DUE 2/25/2022 P & I DUE 02/25/22	-	-	-	53.21	-	-	-
238302001	RCTC 2021 C SEC LIEN BDS RES ACCT	02/25/2022	02/25/2022	02/25/2022	31417YKF3	PAID DOWN PAR VALUE OF F N M A #MA0293 4.500% 1/01/30 JANUARY FNMA DUE 2/25/22	(559.11)	-	-	559.11	(593.95)	-	(34.84)
238302001	RCTC 2021 C SEC LIEN BDS RES ACCT	02/25/2022			31417YKF3	INTEREST EARNED ON F N M A #MA0293 4.500% 1/01/30 $1 PV ON 139.5100 SHARES DUE 2/25/2022 JANUARY FNMA DUE 2/25/22	-	-	-	139.51	-	-	-
238302001	RCTC 2021 C SEC LIEN BDS RES ACCT	02/25/2022	02/25/2022	02/25/2022	31418DQ47	PAID DOWN PAR VALUE OF F N M A #MA4074 2.000% 6/01/35 P & I DUE 2/25/22	(537.08)	-	-	537.08	(552.80)	(15.72)	-
238302001	RCTC 2021 C SEC LIEN BDS RES ACCT	02/25/2022			31418DQ47	INTEREST EARNED ON F N M A #MA4074 2.000% 6/01/35 $1 PV ON 51.0100 SHARES DUE 2/25/2022 P & I DUE 2/25/22	-	-	-	51.01	-	-	-
238302001	RCTC 2021 C SEC LIEN BDS RES ACCT	02/25/2022			31418DVU3	INTEREST EARNED ON F N M A #MA4226 2.000% 12/01/30 $1 PV ON 255.7300 SHARES DUE 2/25/2022 JANUARY FNMA DUE 2/25/22	-	-	-	255.73	-	-	-
238302001	RCTC 2021 C SEC LIEN BDS RES ACCT	02/25/2022	02/25/2022	02/25/2022	31418DVU3	PAID DOWN PAR VALUE OF F N M A #MA4226 2.000% 12/01/30 JANUARY FNMA DUE 2/25/22	(3,815.35)	-	-	3,815.35	(3,960.41)	-	(145.06)
238302001	RCTC 2021 C SEC LIEN BDS RES ACCT	02/25/2022	02/25/2022	02/25/2022	31418DXH0	PAID DOWN PAR VALUE OF F N M A #MA4279 2.000% 3/01/36 JANUARY FNMA DUE 2/25/22	(2,395.83)	-	-	2,395.83	(2,475.67)	-	(79.84)
238302001	RCTC 2021 C SEC LIEN BDS RES ACCT	02/25/2022			31418DXH0	INTEREST EARNED ON F N M A #MA4279 2.000% 3/01/36 $1 PV ON 284.7100 SHARES DUE 2/25/2022 JANUARY FNMA DUE 2/25/22	-	-	-	284.71	-	-	-
238302001	RCTC 2021 C SEC LIEN BDS RES ACCT	02/25/2022	02/25/2022	02/25/2022	31846V203	SOLD UNITS OF FIRST AM GOVT OB FD CL Y	(268.91)	1.00	-	268.91	(268.91)	-	-
238302001	RCTC 2021 C SEC LIEN BDS RES ACCT	02/25/2022	02/25/2022	02/25/2022	31846V203	PURCHASED UNITS OF FIRST AM GOVT OB FD CL Y	17,837.13	1.00	-	(17,837.13)	17,837.13	-	-
238302001	RCTC 2021 C SEC LIEN BDS RES ACCT	02/28/2022				CASH DISBURSEMENT TRANSFER TO PRINCIPAL 1	-	-	-	(3,208.83)	-	-	-
238302001	RCTC 2021 C SEC LIEN BDS RES ACCT	02/28/2022				CASH RECEIPT TRANSFER FROM INCOME 1	-	-	-	3,208.83	-	-	-
238302001	RCTC 2021 C SEC LIEN BDS RES ACCT	02/28/2022	02/15/2022	02/28/2022	3130AR2C4	PURCHASED PAR VALUE OF F H L B DEB 2.200% 2/28/25 /WFSLUS33 WELLS FARGO CHARL NC/85,000 PAR VALUE AT 100 %	85,000.00	1.00	-	(85,000.00)	85,000.00	-	-
238302001	RCTC 2021 C SEC LIEN BDS RES ACCT	02/28/2022			3137BLAC2	INTEREST EARNED ON F H L M C MLTCL MT 3.284% 6/25/25 $1 PV ON 150000.0000 SHARES DUE 2/25/2022	-	-	-	410.50	-	-	-
238302001	RCTC 2021 C SEC LIEN BDS RES ACCT	02/28/2022	02/28/2022	02/28/2022	31846V203	SOLD UNITS OF FIRST AM GOVT OB FD CL Y	(85,000.00)	1.00	-	85,000.00	(85,000.00)	-	-
238302001	RCTC 2021 C SEC LIEN BDS RES ACCT	02/28/2022	02/28/2022	02/28/2022	31846V203	PURCHASED UNITS OF FIRST AM GOVT OB FD CL Y	410.50	1.00	-	(410.50)	410.50	-	-
238302001	RCTC 2021 C SEC LIEN BDS RES ACCT	03/01/2022				CASH DISBURSEMENT TRANSFER TO PRINCIPAL 1	-	-	-	(1,069.47)	-	-	-
238302001	RCTC 2021 C SEC LIEN BDS RES ACCT	03/01/2022				CASH RECEIPT TRANSFER FROM INCOME 1	-	-	-	1,069.47	-	-	-
238302001	RCTC 2021 C SEC LIEN BDS RES ACCT	03/01/2022			172967KX8	INTEREST EARNED ON CITIGROUP INC 1.60088% 9/01/23 $1 PV ON 100000.0000 SHARES DUE 3/1/2022	-	-	-	400.22	-	-	-
238302001	RCTC 2021 C SEC LIEN BDS RES ACCT	03/01/2022	03/01/2022	03/01/2022	31846V203	PURCHASED UNITS OF FIRST AM GOVT OB FD CL Y	658.97	1.00	-	(658.97)	658.97	-	-
238302001	RCTC 2021 C SEC LIEN BDS RES ACCT	03/01/2022			31846V203	INTEREST EARNED ON FIRST AM GOVT OB FD CL Y UNIT ON 0.0000 SHARES DUE 2/28/2022 INTEREST FROM 2/1/22 TO 2/28/22	-	-	-	0.54	-	-	-
238302001	RCTC 2021 C SEC LIEN BDS RES ACCT	03/01/2022			64966QJD3	INTEREST EARNED ON NEW YORK NY 1.150% 3/01/23 $1 PV ON 45000.0000 SHARES DUE 3/1/2022	-	-	-	258.75	-	-	-
238302001	RCTC 2021 C SEC LIEN BDS RES ACCT	03/02/2022				CASH DISBURSEMENT TRANSFER TO PRINCIPAL 1	-	-	-	(0.54)	-	-	-
238302001	RCTC 2021 C SEC LIEN BDS RES ACCT	03/02/2022				CASH RECEIPT TRANSFER FROM INCOME 1	-	-	-	0.54	-	-	-
238302001	RCTC 2021 C SEC LIEN BDS RES ACCT	03/02/2022	03/02/2022	03/02/2022	31846V203	PURCHASED UNITS OF FIRST AM GOVT OB FD CL Y	0.54	1.00	-	(0.54)	0.54	-	-
238302001	RCTC 2021 C SEC LIEN BDS RES ACCT	03/08/2022				CASH DISBURSEMENT TRANSFER TO PRINCIPAL 1	-	-	-	(141.60)	-	-	-
238302001	RCTC 2021 C SEC LIEN BDS RES ACCT	03/08/2022				CASH RECEIPT TRANSFER FROM INCOME 1	-	-	-	141.60	-	-	-
238302001	RCTC 2021 C SEC LIEN BDS RES ACCT	03/08/2022	03/08/2022	03/08/2022	14687AAM0	PAID DOWN PAR VALUE OF CARVANA AUTO REC 0.280% 11/08/23 CMO FINAL PAYDOWN	(2,158.83)	-	-	2,158.83	(2,158.83)	-	-
238302001	RCTC 2021 C SEC LIEN BDS RES ACCT	03/08/2022			14687AAM0	INTEREST EARNED ON CARVANA AUTO REC 0.280% 11/08/23 $1 PV ON 0.5000 SHARES DUE 3/8/2022 $0.00023/PV ON 2,158.83 PV DUE 3/8/22	-	-	-	0.50	-	-	-
238302001	RCTC 2021 C SEC LIEN BDS RES ACCT	03/08/2022	03/08/2022	03/08/2022	31846V203	PURCHASED UNITS OF FIRST AM GOVT OB FD CL Y	2,159.33	1.00	-	(2,159.33)	2,159.33	-	-

RIVERSIDE COUNTY TRANSPORTATION COMMISSION

91 CIP STAMP Portfolio Transaction Report by Account
Quarter ended March 31, 2022

Source Account	Account	Transaction Date	Trade Date	Settlement Date	CUSIP	Description	Units	Price	Miscellaneous Fees	Net Cash Amount	Federal Tax Cost Amount	Short Term Gain/Loss Amount	Long Term Gain/Loss Amount
238302001	RCTC 2021 C SEC LIEN BDS RES ACCT	03/08/2022	03/08/2022	03/08/2022	31846V203	SOLD UNITS OF FIRST AM GOVT OB FD CL Y	(49,858.40)	1.00	-	49,858.40	(49,858.40)	-	-
238302001	RCTC 2021 C SEC LIEN BDS RES ACCT	03/08/2022			38141GXW9	INTEREST EARNED ON GOLDMAN SACHS 0.62926% 3/08/24 $1 PV ON 90000.0000 SHARES DUE 3/8/2022	-	-	-	141.60	-	-	-
238302001	RCTC 2021 C SEC LIEN BDS RES ACCT	03/08/2022	02/16/2022	03/08/2022	91523NWT9	PURCHASED PAR VALUE OF UNIVERSITY WA 1.470% 7/01/23 /SBSIUS33 CITIGROUP GLOBAL NY/50,000 PAR VALUE AT 100 %	50,000.00	1.00	-	(50,000.00)	50,000.00	-	-
238302001	RCTC 2021 C SEC LIEN BDS RES ACCT	03/09/2022				CASH DISBURSEMENT TRANSFER TO PRINCIPAL 1	-	-	-	(0.50)	-	-	-
238302001	RCTC 2021 C SEC LIEN BDS RES ACCT	03/09/2022				CASH RECEIPT TRANSFER FROM INCOME 1	-	-	-	0.50	-	-	-
238302001	RCTC 2021 C SEC LIEN BDS RES ACCT	03/10/2022			14687KAA4	INTEREST EARNED ON CARVANA AUTO REC 0.3264% 1/10/23 $1 PV ON 3.2700 SHARES DUE 3/10/2022 $0.00024/PV ON 13,720.19 PV DUE 3/10/22	-	-	-	3.27	-	-	-
238302001	RCTC 2021 C SEC LIEN BDS RES ACCT	03/10/2022	03/10/2022	03/10/2022	14687KAA4	PAID DOWN PAR VALUE OF CARVANA AUTO REC 0.3264% 1/10/23	(5,766.94)	-	-	5,766.94	(5,766.71)	0.23	-
238302001	RCTC 2021 C SEC LIEN BDS RES ACCT	03/10/2022	03/10/2022	03/10/2022	31846V203	PURCHASED UNITS OF FIRST AM GOVT OB FD CL Y	5,770.21	1.00	-	(5,770.21)	5,770.21	-	-
238302001	RCTC 2021 C SEC LIEN BDS RES ACCT	03/11/2022				CASH DISBURSEMENT TRANSFER TO PRINCIPAL 1	-	-	-	(531.70)	-	-	-
238302001	RCTC 2021 C SEC LIEN BDS RES ACCT	03/11/2022				CASH RECEIPT TRANSFER FROM INCOME 1	-	-	-	531.70	-	-	-
238302001	RCTC 2021 C SEC LIEN BDS RES ACCT	03/11/2022	03/11/2022	03/11/2022	31846V203	PURCHASED UNITS OF FIRST AM GOVT OB FD CL Y	528.43	1.00	-	(528.43)	528.43	-	-
238302001	RCTC 2021 C SEC LIEN BDS RES ACCT	03/11/2022			60687YAN9	INTEREST EARNED ON MIZUHO FINANCIAL 1.62588% 9/11/22 $1 PV ON 200000.0000 SHARES DUE 3/11/2022	-	-	-	528.43	-	-	-
238302001	RCTC 2021 C SEC LIEN BDS RES ACCT	03/15/2022				CASH DISBURSEMENT TRANSFER TO PRINCIPAL 1	-	-	-	(3,339.17)	-	-	-
238302001	RCTC 2021 C SEC LIEN BDS RES ACCT	03/15/2022				CASH RECEIPT TRANSFER FROM INCOME 1	-	-	-	3,339.17	-	-	-
238302001	RCTC 2021 C SEC LIEN BDS RES ACCT	03/15/2022			02582JHS2	INTEREST EARNED ON AMERICAN EXPRESS 0.47706% 10/15/25 $1 PV ON 39.7600 SHARES DUE 3/15/2022 $0.00040/PV ON 100,000.00 PV DUE 3/15/22	-	-	-	39.76	-	-	-
238302001	RCTC 2021 C SEC LIEN BDS RES ACCT	03/15/2022			02588QAB4	INTEREST EARNED ON AMERICAN EXPRESS 2.870% 10/15/24 $1 PV ON 239.1700 SHARES DUE 3/15/2022 $0.00239/PV ON 100,000.00 PV DUE 3/15/22	-	-	-	239.17	-	-	-
238302001	RCTC 2021 C SEC LIEN BDS RES ACCT	03/15/2022	03/15/2022	03/15/2022	02588QAB4	PAID DOWN PAR VALUE OF AMERICAN EXPRESS 2.870% 10/15/24 CMO FINAL PAYDOWN	(100,000.00)	-	-	100,000.00	(100,421.88)	(421.88)	-
238302001	RCTC 2021 C SEC LIEN BDS RES ACCT	03/15/2022			12596JAC7	INTEREST EARNED ON CNH EQUIPMENT TRUST 3.010% 4/15/24 $1 PV ON 33.8400 SHARES DUE 3/15/2022 $0.00251/PV ON 13,489.84 PV DUE 3/15/22	-	-	-	33.84	-	-	-
238302001	RCTC 2021 C SEC LIEN BDS RES ACCT	03/15/2022	03/15/2022	03/15/2022	12596JAC7	PAID DOWN PAR VALUE OF CNH EQUIPMENT TRUST 3.010% 4/15/24	(1,417.30)	-	-	1,417.30	(1,426.93)	(9.63)	-
238302001	RCTC 2021 C SEC LIEN BDS RES ACCT	03/15/2022			14042WAC4	INTEREST EARNED ON CAPITAL ONE PRIME 2.510% 11/15/23 $1 PV ON 25.0600 SHARES DUE 3/15/2022 $0.00209/PV ON 11,978.42 PV DUE 3/15/22	-	-	-	25.06	-	-	-
238302001	RCTC 2021 C SEC LIEN BDS RES ACCT	03/15/2022	03/15/2022	03/15/2022	14042WAC4	PAID DOWN PAR VALUE OF CAPITAL ONE PRIME 2.510% 11/15/23	(2,027.98)	-	-	2,027.98	(2,043.22)	(15.24)	-
238302001	RCTC 2021 C SEC LIEN BDS RES ACCT	03/15/2022			14314AAF6	INTEREST EARNED ON CARMAX AUTO OWNER 2.950% 11/15/23 $1 PV ON 36.8700 SHARES DUE 3/15/2022 $0.00246/PV ON 15,000.00 PV DUE 3/15/22	-	-	-	36.87	-	-	-
238302001	RCTC 2021 C SEC LIEN BDS RES ACCT	03/15/2022	03/15/2022	03/15/2022	14314AAF6	PAID DOWN PAR VALUE OF CARMAX AUTO OWNER 2.950% 11/15/23 CMO FINAL PAYDOWN	(15,000.00)	-	-	15,000.00	(15,042.19)	(42.19)	-
238302001	RCTC 2021 C SEC LIEN BDS RES ACCT	03/15/2022			14314QAC8	INTEREST EARNED ON CARMAX AUTO OWN 0.520% 2/17/26 $1 PV ON 21.6700 SHARES DUE 3/15/2022 $0.00043/PV ON 50,000.00 PV DUE 3/15/22	-	-	-	21.67	-	-	-
238302001	RCTC 2021 C SEC LIEN BDS RES ACCT	03/15/2022			14315PAD7	INTEREST EARNED ON CARMAX AUTO OWNER 2.180% 8/15/24 $1 PV ON 149.0800 SHARES DUE 3/15/2022 $0.00182/PV ON 82,061.76 PV DUE 3/15/22	-	-	-	149.08	-	-	-
238302001	RCTC 2021 C SEC LIEN BDS RES ACCT	03/15/2022	03/15/2022	03/15/2022	14315PAD7	PAID DOWN PAR VALUE OF CARMAX AUTO OWNER 2.180% 8/15/24	(6,951.88)	-	-	6,951.88	(6,990.17)	(38.29)	-
238302001	RCTC 2021 C SEC LIEN BDS RES ACCT	03/15/2022			14316LAC7	INTEREST EARNED ON CARMAX AUTO OWNER 2.680% 3/15/24 $1 PV ON 118.9000 SHARES DUE 3/15/2022 $0.00223/PV ON 53,239.13 PV DUE 3/15/22	-	-	-	118.90	-	-	-
238302001	RCTC 2021 C SEC LIEN BDS RES ACCT	03/15/2022	03/15/2022	03/15/2022	14316LAC7	PAID DOWN PAR VALUE OF CARMAX AUTO OWNER 2.680% 3/15/24	(6,527.06)	-	-	6,527.06	(6,601.76)	(74.70)	-
238302001	RCTC 2021 C SEC LIEN BDS RES ACCT	03/15/2022			14316NAC3	INTEREST EARNED ON CARMAX AUTO OWNER 0.340% 12/15/25 $1 PV ON 22.6600 SHARES DUE 3/15/2022 $0.00028/PV ON 80,000.00 PV DUE 3/15/22	-	-	-	22.66	-	-	-
238302001	RCTC 2021 C SEC LIEN BDS RES ACCT	03/15/2022			14317CAA0	INTEREST EARNED ON CARMAX AUTO OWNER 0.29197% 2/15/23 $1 PV ON 14.8500 SHARES DUE 3/15/2022 $0.00024/PV ON 61,017.00 PV DUE 3/15/22	-	-	-	14.85	-	-	-
238302001	RCTC 2021 C SEC LIEN BDS RES ACCT	03/15/2022	03/15/2022	03/15/2022	14317CAA0	PAID DOWN PAR VALUE OF CARMAX AUTO OWNER 0.29197% 2/15/23	(14,550.86)	-	-	14,550.86	(14,550.86)	-	-
238302001	RCTC 2021 C SEC LIEN BDS RES ACCT	03/15/2022	03/15/2022	03/15/2022	31307NP40	PAID DOWN PAR VALUE OF F H L M C GD J32243 3.000% 7/01/30 FEBRUARY FHLMC DUE 3/15/22	(4,434.47)	-	-	4,434.47	(4,706.03)	-	(271.56)
238302001	RCTC 2021 C SEC LIEN BDS RES ACCT	03/15/2022			31307NP40	INTEREST EARNED ON F H L M C GD J32243 3.000% 7/01/30 $1 PV ON 424.4300 SHARES DUE 3/15/2022 FEBRUARY FHLMC DUE 3/15/22	-	-	-	424.43	-	-	-
238302001	RCTC 2021 C SEC LIEN BDS RES ACCT	03/15/2022			3137AQQE1	INTEREST EARNED ON F H L M C MLTCL MTG 1.500% 5/15/27 $1 PV ON 95.7600 SHARES DUE 3/15/2022 $0.00125/PV ON 76,611.20 PV DUE 3/15/22	-	-	-	95.76	-	-	-
238302001	RCTC 2021 C SEC LIEN BDS RES ACCT	03/15/2022	03/15/2022	03/15/2022	3137AQQE1	PAID DOWN PAR VALUE OF F H L M C MLTCL MTG 1.500% 5/15/27	(2,228.46)	-	-	2,228.46	(2,260.37)	-	(31.91)
238302001	RCTC 2021 C SEC LIEN BDS RES ACCT	03/15/2022			3137AYSH5	INTEREST EARNED ON F H L M C MLTCL MTG 1.750% 12/15/42 $1 PV ON 193.1100 SHARES DUE 3/15/2022 $0.00146/PV ON 132,419.43 PV DUE 3/15/22	-	-	-	193.11	-	-	-
238302001	RCTC 2021 C SEC LIEN BDS RES ACCT	03/15/2022	03/15/2022	03/15/2022	3137AYSH5	PAID DOWN PAR VALUE OF F H L M C MLTCL MTG 1.750% 12/15/42	(3,205.23)	-	-	3,205.23	(3,271.46)	(66.23)	-
238302001	RCTC 2021 C SEC LIEN BDS RES ACCT	03/15/2022			3137B5A60	INTEREST EARNED ON F H L M C MLTCL MTG 2.500% 10/15/28 $1 PV ON 15.3800 SHARES DUE 3/15/2022 $0.00208/PV ON 7,381.78 PV DUE 3/15/22	-	-	-	15.38	-	-	-
238302001	RCTC 2021 C SEC LIEN BDS RES ACCT	03/15/2022	03/15/2022	03/15/2022	3137B5A60	PAID DOWN PAR VALUE OF F H L M C MLTCL MTG 2.500% 10/15/28	(312.48)	-	-	312.48	(314.18)	-	(1.70)
238302001	RCTC 2021 C SEC LIEN BDS RES ACCT	03/15/2022			3137B6DF5	INTEREST EARNED ON F H L M C MLTCL MTG 2.000% 11/15/26 $1 PV ON 101.7900 SHARES DUE 3/15/2022 $0.00167/PV ON 61,075.06 PV DUE 3/15/22	-	-	-	101.79	-	-	-
238302001	RCTC 2021 C SEC LIEN BDS RES ACCT	03/15/2022	03/15/2022	03/15/2022	3137B6DF5	PAID DOWN PAR VALUE OF F H L M C MLTCL MTG 2.000% 11/15/26	(3,153.35)	-	-	3,153.35	(3,120.58)	-	32.77
238302001	RCTC 2021 C SEC LIEN BDS RES ACCT	03/15/2022			3137B9RN7	INTEREST EARNED ON F H L M C MLTCL MTG 2.500% 12/15/27 $1 PV ON 162.7500 SHARES DUE 3/15/2022 $0.00208/PV ON 78,120.77 PV DUE 3/15/22	-	-	-	162.75	-	-	-
238302001	RCTC 2021 C SEC LIEN BDS RES ACCT	03/15/2022	03/15/2022	03/15/2022	3137B9RN7	PAID DOWN PAR VALUE OF F H L M C MLTCL MTG 2.500% 12/15/27	(4,213.17)	-	-	4,213.17	(4,282.58)	(42.78)	(26.63)

RIVERSIDE COUNTY TRANSPORTATION COMMISSION

91 CIP STAMP Portfolio Transaction Report by Account
Quarter ended March 31, 2022

Source Account	Account	Transaction Date	Trade Date	Settlement Date	CUSIP	Description	Units	Price	Miscellaneous Fees	Net Cash Amount	Federal Tax Cost Amount	Short Term Gain/Loss Amount	Long Term Gain/Loss Amount
238302001	RCTC 2021 C SEC LIEN BDS RES ACCT	03/15/2022	03/15/2022	03/15/2022	31846V203	PURCHASED UNITS OF FIRST AM GOVT OB FD CL Y	116,659.30	1.00	-	(116,659.30)	116,659.30	-	-
238302001	RCTC 2021 C SEC LIEN BDS RES ACCT	03/15/2022	03/15/2022	03/15/2022	31846V203	PURCHASED UNITS OF FIRST AM GOVT OB FD CL Y	191,458.91	1.00	-	(191,458.91)	191,458.91	-	-
238302001	RCTC 2021 C SEC LIEN BDS RES ACCT	03/15/2022			345286AA6	INTEREST EARNED ON FORD CR AUTO OWN 0.23886% 2/15/23 $1 PV ON 11.0600 SHARES DUE 3/15/2022 $0.00019/PV ON 59,559.23 PV DUE 3/15/22	-	-	-	11.06	-	-	-
238302001	RCTC 2021 C SEC LIEN BDS RES ACCT	03/15/2022	03/15/2022	03/15/2022	345286AA6	PAID DOWN PAR VALUE OF FORD CR AUTO OWN 0.23886% 2/15/23	(15,188.16)	-	-	15,188.16	(15,188.16)	-	-
238302001	RCTC 2021 C SEC LIEN BDS RES ACCT	03/15/2022			34531KAD4	INTEREST EARNED ON FORD CREDIT AUTO 1.870% 3/15/24 $1 PV ON 59.4000 SHARES DUE 3/15/2022 $0.00156/PV ON 38,118.56 PV DUE 3/15/22	-	-	-	59.40	-	-	-
238302001	RCTC 2021 C SEC LIEN BDS RES ACCT	03/15/2022	03/15/2022	03/15/2022	34531KAD4	PAID DOWN PAR VALUE OF FORD CREDIT AUTO 1.870% 3/15/24	(4,118.25)	-	-	4,118.25	(4,142.70)	(24.45)	-
238302001	RCTC 2021 C SEC LIEN BDS RES ACCT	03/15/2022			34531RAD9	INTEREST EARNED ON FORD CREDIT AUTO LS 0.620% 8/15/23 $1 PV ON 5.2100 SHARES DUE 3/15/2022 $0.00052/PV ON 10,074.95 PV DUE 3/15/22	-	-	-	5.21	-	-	-
238302001	RCTC 2021 C SEC LIEN BDS RES ACCT	03/15/2022	03/15/2022	03/15/2022	34531RAD9	PAID DOWN PAR VALUE OF FORD CREDIT AUTO LS 0.620% 8/15/23	(1,625.54)	-	-	1,625.54	(1,625.28)	0.26	-
238302001	RCTC 2021 C SEC LIEN BDS RES ACCT	03/15/2022			34531RAF4	INTEREST EARNED ON FORD CREDIT AUTO LS 1.000% 11/15/23 $1 PV ON 70.8300 SHARES DUE 3/15/2022 $0.00083/PV ON 85,000.00 PV DUE 3/15/22	-	-	-	70.83	-	-	-
238302001	RCTC 2021 C SEC LIEN BDS RES ACCT	03/15/2022			36176XE21	INTEREST EARNED ON G N M A #778953 3.000% 3/15/27 $1 PV ON 252.4400 SHARES DUE 3/15/2022 FEBRUARY GNMA DUE 3/15/22	-	-	-	252.44	-	-	-
238302001	RCTC 2021 C SEC LIEN BDS RES ACCT	03/15/2022	03/15/2022	03/15/2022	36176XE21	PAID DOWN PAR VALUE OF G N M A #778953 3.000% 3/15/27 FEBRUARY GNMA DUE 3/15/22	(5,843.33)	-	-	5,843.33	(6,019.60)	-	(176.27)
238302001	RCTC 2021 C SEC LIEN BDS RES ACCT	03/15/2022	03/15/2022	03/15/2022	36176XQB8	PAID DOWN PAR VALUE OF G N M A #779250 3.000% 5/15/27 FEBRUARY GNMA DUE 3/15/22	(1,121.60)	-	-	1,121.60	(1,162.46)	-	(40.86)
238302001	RCTC 2021 C SEC LIEN BDS RES ACCT	03/15/2022			36176XQB8	INTEREST EARNED ON G N M A #779250 3.000% 5/15/27 $1 PV ON 85.2100 SHARES DUE 3/15/2022 FEBRUARY GNMA DUE 3/15/22	-	-	-	85.21	-	-	-
238302001	RCTC 2021 C SEC LIEN BDS RES ACCT	03/15/2022	03/15/2022	03/15/2022	36297GCD0	PAID DOWN PAR VALUE OF G N M A #711168 4.500% 2/15/25 FEBRUARY GNMA DUE 3/15/22	(1,063.97)	-	-	1,063.97	(1,078.99)	-	(15.02)
238302001	RCTC 2021 C SEC LIEN BDS RES ACCT	03/15/2022			36297GCD0	INTEREST EARNED ON G N M A #711168 4.500% 2/15/25 $1 PV ON 141.1400 SHARES DUE 3/15/2022 FEBRUARY GNMA DUE 3/15/22	-	-	-	141.14	-	-	-
238302001	RCTC 2021 C SEC LIEN BDS RES ACCT	03/15/2022			6500356Z6	INTEREST EARNED ON NEW YORK ST URBAN 2.550% 3/15/22 $1 PV ON 70000.0000 SHARES DUE 3/15/2022	-	-	-	892.50	-	-	-
238302001	RCTC 2021 C SEC LIEN BDS RES ACCT	03/15/2022	03/15/2022	03/15/2022	6500356Z6	MATURED PAR VALUE OF NEW YORK ST URBAN 2.550% 3/15/22 70,000 PAR VALUE AT 100 %	(70,000.00)	1.00	-	70,000.00	(70,525.00)	(525.00)	-
238302001	RCTC 2021 C SEC LIEN BDS RES ACCT	03/15/2022			65479HAC1	INTEREST EARNED ON NISSAN AUTO 2.500% 11/15/23 $1 PV ON 48.4600 SHARES DUE 3/15/2022 $0.00208/PV ON 23,261.60 PV DUE 3/15/22	-	-	-	48.46	-	-	-
238302001	RCTC 2021 C SEC LIEN BDS RES ACCT	03/15/2022	03/15/2022	03/15/2022	65479HAC1	PAID DOWN PAR VALUE OF NISSAN AUTO 2.500% 11/15/23	(3,032.55)	-	-	3,032.55	(3,059.56)	(27.01)	-
238302001	RCTC 2021 C SEC LIEN BDS RES ACCT	03/15/2022			80285RAE8	INTEREST EARNED ON SANTANDER DRIVE 0.960% 11/15/24 $1 PV ON 20.7800 SHARES DUE 3/15/2022 $0.00080/PV ON 25,977.67 PV DUE 3/15/22	-	-	-	20.78	-	-	-
238302001	RCTC 2021 C SEC LIEN BDS RES ACCT	03/15/2022	03/15/2022	03/15/2022	80285RAE8	PAID DOWN PAR VALUE OF SANTANDER DRIVE 0.960% 11/15/24	(9,762.43)	-	-	9,762.43	(9,774.25)	(11.82)	-
238302001	RCTC 2021 C SEC LIEN BDS RES ACCT	03/15/2022			98162HAC4	INTEREST EARNED ON WORLD OMNI 1.700% 1/15/23 $1 PV ON 41.8500 SHARES DUE 3/15/2022 $0.00142/PV ON 29,542.05 PV DUE 3/15/22	-	-	-	41.85	-	-	-
238302001	RCTC 2021 C SEC LIEN BDS RES ACCT	03/15/2022	03/15/2022	03/15/2022	98162HAC4	PAID DOWN PAR VALUE OF WORLD OMNI 1.700% 1/15/23	(3,060.16)	-	-	3,060.16	(3,085.98)	(25.82)	-
238302001	RCTC 2021 C SEC LIEN BDS RES ACCT	03/15/2022			98162VAD1	INTEREST EARNED ON WORLD OMNI AUTO 2.590% 7/15/24 $1 PV ON 29.7900 SHARES DUE 3/15/2022 $0.00216/PV ON 13,800.14 PV DUE 3/15/22	-	-	-	29.79	-	-	-
238302001	RCTC 2021 C SEC LIEN BDS RES ACCT	03/15/2022	03/15/2022	03/15/2022	98162VAD1	PAID DOWN PAR VALUE OF WORLD OMNI AUTO 2.590% 7/15/24	(1,864.68)	-	-	1,864.68	(1,876.62)	(11.94)	-
238302001	RCTC 2021 C SEC LIEN BDS RES ACCT	03/15/2022			98164GAA8	INTEREST EARNED ON WORLD OMNI AUTO 0.39629% 2/15/23 $1 PV ON 22.2900 SHARES DUE 3/15/2022 $0.00030/PV ON 75,000.00 PV DUE 3/15/22	-	-	-	22.29	-	-	-
238302001	RCTC 2021 C SEC LIEN BDS RES ACCT	03/15/2022	03/15/2022	03/15/2022	98164GAA8	PAID DOWN PAR VALUE OF WORLD OMNI AUTO 0.39629% 2/15/23	(22,416.83)	-	-	22,416.83	(22,416.83)	-	-
238302001	RCTC 2021 C SEC LIEN BDS RES ACCT	03/16/2022				CASH DISBURSEMENT TRANSFER TO PRINCIPAL 1	-	-	-	(354.34)	-	-	-
238302001	RCTC 2021 C SEC LIEN BDS RES ACCT	03/16/2022				CASH RECEIPT TRANSFER FROM INCOME 1	-	-	-	354.34	-	-	-
238302001	RCTC 2021 C SEC LIEN BDS RES ACCT	03/16/2022	03/14/2022	03/16/2022	14041NFS5	PURCHASED PAR VALUE OF CAPITAL ONE MULTI 0.50506% 3/16/26 /TORONTO DOMINION SECURITIES (U/75,000 PAR VALUE AT 100.15234667 %	75,000.00	1.00	-	(75,114.26)	75,114.26	-	-
238302001	RCTC 2021 C SEC LIEN BDS RES ACCT	03/16/2022		03/16/2022	14041NFS5	PAID ACCRUED INTEREST ON PURCHASE OF CAPITAL ONE MULTI 0.50506% 3/16/26	-	-	-	(1.56)	-	-	-
238302001	RCTC 2021 C SEC LIEN BDS RES ACCT	03/16/2022	03/16/2022	03/16/2022	31846V203	PURCHASED UNITS OF FIRST AM GOVT OB FD CL Y	8,349.93	1.00	-	(8,349.93)	8,349.93	-	-
238302001	RCTC 2021 C SEC LIEN BDS RES ACCT	03/16/2022	03/16/2022	03/16/2022	31846V203	SOLD UNITS OF FIRST AM GOVT OB FD CL Y	(57,928.18)	1.00	-	57,928.18	(57,928.18)	-	-
238302001	RCTC 2021 C SEC LIEN BDS RES ACCT	03/16/2022			380140AB9	INTEREST EARNED ON GM FIN CONS AUTO 0.210% 8/16/24 $1 PV ON 14.8700 SHARES DUE 3/16/2022 $0.00018/PV ON 84,991.54 PV DUE 3/16/22	-	-	-	14.87	-	-	-
238302001	RCTC 2021 C SEC LIEN BDS RES ACCT	03/16/2022	03/16/2022	03/16/2022	380140AB9	PAID DOWN PAR VALUE OF GM FIN CONS AUTO 0.210% 8/16/24	(8,310.27)	-	-	8,310.27	(8,290.14)	20.13	-
238302001	RCTC 2021 C SEC LIEN BDS RES ACCT	03/16/2022			38376V2E6	INTEREST EARNED ON G N M A GTD REMIC 4.000% 7/16/39 $1 PV ON 174.6700 SHARES DUE 3/16/2022 $0.00333/PV ON 52,400.94 PV DUE 3/16/22	-	-	-	174.67	-	-	-
238302001	RCTC 2021 C SEC LIEN BDS RES ACCT	03/16/2022	03/16/2022	03/16/2022	38376V2E6	PAID DOWN PAR VALUE OF G N M A GTD REMIC 4.000% 7/16/39	(1,871.37)	-	-	1,871.37	(1,919.08)	-	(47.71)
238302001	RCTC 2021 C SEC LIEN BDS RES ACCT	03/16/2022			46647PCA2	INTEREST EARNED ON JPMORGAN CHASE CO 0.62934% 3/16/24 $1 PV ON 90000.0000 SHARES DUE 3/16/2022	-	-	-	141.60	-	-	-
238302001	RCTC 2021 C SEC LIEN BDS RES ACCT	03/16/2022			65479QAA5	INTEREST EARNED ON NISSAN AT REC OWNR 0.00001% 3/15/23 $1 PV ON 27.5500 SHARES DUE 3/15/2022 $0.00003/PV ON 100,000.00 PV DUE 3/15/22	-	-	-	27.55	-	-	-
238302001	RCTC 2021 C SEC LIEN BDS RES ACCT	03/16/2022	03/15/2022	03/16/2022	65479QAA5	PAID DOWN PAR VALUE OF NISSAN AT REC OWNR 0.00001% 3/15/23	(16,619.67)	-	-	16,619.67	(16,619.67)	-	-
238302001	RCTC 2021 C SEC LIEN BDS RES ACCT	03/17/2022				CASH DISBURSEMENT TRANSFER TO PRINCIPAL 1	-	-	-	(36.63)	-	-	-
238302001	RCTC 2021 C SEC LIEN BDS RES ACCT	03/17/2022				CASH RECEIPT TRANSFER FROM INCOME 1	-	-	-	36.63	-	-	-
238302001	RCTC 2021 C SEC LIEN BDS RES ACCT	03/17/2022		03/17/2022	254683CE3	PAID ACCRUED INTEREST ON PURCHASE OF DISCOVER CARD 0.4864% 8/15/25	-	-	-	(3.03)	-	-	-

RIVERSIDE COUNTY TRANSPORTATION COMMISSION

91 CIP STAMP Portfolio Transaction Report by Account
Quarter ended March 31, 2022

Source Account	Account	Transaction Date	Trade Date	Settlement Date	CUSIP	Description	Units	Price	Miscellaneous Fees	Net Cash Amount	Federal Tax Cost Amount	Short Term Gain/Loss Amount	Long Term Gain/Loss Amount
238302001	RCTC 2021 C SEC LIEN BDS RES ACCT	03/17/2022	03/15/2022	03/17/2022	254683CE3	PURCHASED PAR VALUE OF DISCOVER CARD 0.4864% 8/15/25 /JPMSUS3X JP MORGAN SEC NY/75,000 PAR VALUE AT 100.11718667 %	75,000.00	1.00	-	(75,087.89)	75,087.89	-	-
238302001	RCTC 2021 C SEC LIEN BDS RES ACCT	03/17/2022	03/17/2022	03/17/2022	31846V203	SOLD UNITS OF FIRST AM GOVT OB FD CL Y	(75,090.92)	1.00	-	75,090.92	(75,090.92)	-	-
238302001	RCTC 2021 C SEC LIEN BDS RES ACCT	03/21/2022				CASH DISBURSEMENT TRANSFER TO PRINCIPAL 1	-	-	-	(1,885.24)	-	-	-
238302001	RCTC 2021 C SEC LIEN BDS RES ACCT	03/21/2022				CASH RECEIPT TRANSFER FROM INCOME 1	-	-	-	1,885.24	-	-	-
238302001	RCTC 2021 C SEC LIEN BDS RES ACCT	03/21/2022	03/21/2022	03/21/2022	31846V203	PURCHASED UNITS OF FIRST AM GOVT OB FD CL Y	23,342.11	1.00	-	(23,342.11)	23,342.11	-	-
238302001	RCTC 2021 C SEC LIEN BDS RES ACCT	03/21/2022	03/21/2022	03/21/2022	31846V203	PURCHASED UNITS OF FIRST AM GOVT OB FD CL Y	38,459.22	1.00	-	(38,459.22)	38,459.22	-	-
238302001	RCTC 2021 C SEC LIEN BDS RES ACCT	03/21/2022	03/20/2022	03/21/2022	36179MU32	PAID DOWN PAR VALUE OF G N M A I I #MA0602 3.000% 12/20/27 FEBRUARY GNMA DUE 3/20/22	(2,438.09)	-	-	2,438.09	(2,523.93)	-	(85.84)
238302001	RCTC 2021 C SEC LIEN BDS RES ACCT	03/21/2022			36179MU32	INTEREST EARNED ON G N M A I I #MA0602 3.000% 12/20/27 $1 PV ON 153.2200 SHARES DUE 3/20/2022 FEBRUARY GNMA DUE 3/20/22	-	-	-	153.22	-	-	-
238302001	RCTC 2021 C SEC LIEN BDS RES ACCT	03/21/2022			36179NAJ7	INTEREST EARNED ON G N M A I I #MA0909 3.000% 4/20/28 $1 PV ON 58.8500 SHARES DUE 3/20/2022 FEBRUARY GNMA DUE 3/20/22	-	-	-	58.85	-	-	-
238302001	RCTC 2021 C SEC LIEN BDS RES ACCT	03/21/2022	03/20/2022	03/21/2022	36179NAJ7	PAID DOWN PAR VALUE OF G N M A I I #MA0909 3.000% 4/20/28 FEBRUARY GNMA DUE 3/20/22	(594.72)	-	-	594.72	(616.89)	-	(22.17)
238302001	RCTC 2021 C SEC LIEN BDS RES ACCT	03/21/2022	03/20/2022	03/21/2022	36179NHK7	PAID DOWN PAR VALUE OF G N M A I I #MA1134 3.000% 7/20/28 FEBRUARY GNMA DUE 3/20/22	(1,575.18)	-	-	1,575.18	(1,643.99)	(68.81)	-
238302001	RCTC 2021 C SEC LIEN BDS RES ACCT	03/21/2022			36179NHK7	INTEREST EARNED ON G N M A I I #MA1134 3.000% 7/20/28 $1 PV ON 166.6600 SHARES DUE 3/20/2022 FEBRUARY GNMA DUE 3/20/22	-	-	-	166.66	-	-	-
238302001	RCTC 2021 C SEC LIEN BDS RES ACCT	03/21/2022	03/20/2022	03/21/2022	36179RHM4	PAID DOWN PAR VALUE OF G N M A I I #MA2936 3.500% 7/20/30 FEBRUARY GNMA DUE 3/20/22	(1,225.48)	-	-	1,225.48	(1,281.35)	-	(55.87)
238302001	RCTC 2021 C SEC LIEN BDS RES ACCT	03/21/2022			36179RHM4	INTEREST EARNED ON G N M A I I #MA2936 3.500% 7/20/30 $1 PV ON 181.6700 SHARES DUE 3/20/2022 FEBRUARY GNMA DUE 3/20/22	-	-	-	181.67	-	-	-
238302001	RCTC 2021 C SEC LIEN BDS RES ACCT	03/21/2022	03/20/2022	03/21/2022	36179TF83	PAID DOWN PAR VALUE OF G N M A I I #MA4691 3.500% 9/20/32 FEBRUARY GNMA DUE 3/20/22	(2,072.86)	-	-	2,072.86	(2,178.37)	-	(105.51)
238302001	RCTC 2021 C SEC LIEN BDS RES ACCT	03/21/2022			36179TF83	INTEREST EARNED ON G N M A I I #MA4691 3.500% 9/20/32 $1 PV ON 167.6100 SHARES DUE 3/20/2022 FEBRUARY GNMA DUE 3/20/22	-	-	-	167.61	-	-	-
238302001	RCTC 2021 C SEC LIEN BDS RES ACCT	03/21/2022	03/20/2022	03/21/2022	36202F3H7	PAID DOWN PAR VALUE OF G N M A I I #005300 3.000% 2/20/27 FEBRUARY GNMA DUE 3/20/22	(1,694.02)	-	-	1,694.02	(1,752.50)	(58.48)	-
238302001	RCTC 2021 C SEC LIEN BDS RES ACCT	03/21/2022			36202F3H7	INTEREST EARNED ON G N M A I I #005300 3.000% 2/20/27 $1 PV ON 126.2800 SHARES DUE 3/20/2022 FEBRUARY GNMA DUE 3/20/22	-	-	-	126.28	-	-	-
238302001	RCTC 2021 C SEC LIEN BDS RES ACCT	03/21/2022			36265MAA3	INTEREST EARNED ON GM FIN AUTO LSNG 0.57055% 2/21/23 $1 PV ON 30.9100 SHARES DUE 3/20/2022 $0.00049/PV ON 75,000.00 PV DUE 3/20/22	-	-	-	30.91	-	-	-
238302001	RCTC 2021 C SEC LIEN BDS RES ACCT	03/21/2022	03/20/2022	03/21/2022	36265MAA3	PAID DOWN PAR VALUE OF GM FIN AUTO LSNG 0.57055% 2/21/23	(23,311.20)	11.80	-	23,311.20	(23,311.20)	-	-
238302001	RCTC 2021 C SEC LIEN BDS RES ACCT	03/21/2022	03/20/2022	03/21/2022	38376TTT9	PAID DOWN PAR VALUE OF G N M A GTD REMIC 3.000% 11/20/39	(639.11)	-	-	639.11	(649.22)	-	(10.11)
238302001	RCTC 2021 C SEC LIEN BDS RES ACCT	03/21/2022			38376TTT9	INTEREST EARNED ON G N M A GTD REMIC 3.000% 11/20/39 $1 PV ON 46.2800 SHARES DUE 3/20/2022 $0.00250/PV ON 18,512.30 PV DUE 3/20/22	-	-	-	46.28	-	-	-
238302001	RCTC 2021 C SEC LIEN BDS RES ACCT	03/21/2022	03/20/2022	03/21/2022	38376WA62	PAID DOWN PAR VALUE OF G N M A GTD REMIC 4.000% 10/20/39	(1,167.96)	-	-	1,167.96	(1,206.24)	-	(38.28)
238302001	RCTC 2021 C SEC LIEN BDS RES ACCT	03/21/2022			38376WA62	INTEREST EARNED ON G N M A GTD REMIC 4.000% 10/20/39 $1 PV ON 137.8900 SHARES DUE 3/20/2022 $0.00333/PV ON 41,368.12 PV DUE 3/20/22	-	-	-	137.89	-	-	-
238302001	RCTC 2021 C SEC LIEN BDS RES ACCT	03/21/2022			38377LFC7	INTEREST EARNED ON G N M A GTD REMIC 2.500% 12/20/39 $1 PV ON 10.8500 SHARES DUE 3/20/2022 $0.00208/PV ON 5,206.61 PV DUE 3/20/22	-	-	-	10.85	-	-	-
238302001	RCTC 2021 C SEC LIEN BDS RES ACCT	03/21/2022	03/20/2022	03/21/2022	38377LFC7	PAID DOWN PAR VALUE OF G N M A GTD REMIC 2.500% 12/20/39	(2,576.08)	-	-	2,576.08	(2,599.42)	-	(23.34)
238302001	RCTC 2021 C SEC LIEN BDS RES ACCT	03/21/2022			38377QKH9	INTEREST EARNED ON G N M A GTD REMIC 3.000% 8/20/40 $1 PV ON 29.1400 SHARES DUE 3/20/2022 $0.00250/PV ON 11,657.13 PV DUE 3/20/22	-	-	-	29.14	-	-	-
238302001	RCTC 2021 C SEC LIEN BDS RES ACCT	03/21/2022	03/20/2022	03/21/2022	38377QKH9	PAID DOWN PAR VALUE OF G N M A GTD REMIC 3.000% 8/20/40	(619.25)	-	-	619.25	(626.30)	-	(7.05)
238302001	RCTC 2021 C SEC LIEN BDS RES ACCT	03/21/2022			38377RVK8	INTEREST EARNED ON G N M A GTD REMIC 3.000% 4/20/39 $1 PV ON 97.3400 SHARES DUE 3/20/2022 $0.00250/PV ON 38,936.39 PV DUE 3/20/22	-	-	-	97.34	-	-	-
238302001	RCTC 2021 C SEC LIEN BDS RES ACCT	03/21/2022	03/20/2022	03/21/2022	38377RVK8	PAID DOWN PAR VALUE OF G N M A GTD REMIC 3.000% 4/20/39	(2,372.38)	-	-	2,372.38	(2,418.75)	(46.37)	-
238302001	RCTC 2021 C SEC LIEN BDS RES ACCT	03/21/2022			38377YTL4	INTEREST EARNED ON G N M A GTD REMIC 2.000% 5/20/40 $1 PV ON 64.1200 SHARES DUE 3/20/2022 $0.00167/PV ON 38,474.79 PV DUE 3/20/22	-	-	-	64.12	-	-	-
238302001	RCTC 2021 C SEC LIEN BDS RES ACCT	03/21/2022	03/20/2022	03/21/2022	38377YTL4	PAID DOWN PAR VALUE OF G N M A GTD REMIC 2.000% 5/20/40	(1,722.94)	-	-	1,722.94	(1,701.94)	-	21.00
238302001	RCTC 2021 C SEC LIEN BDS RES ACCT	03/21/2022			38378AU90	INTEREST EARNED ON G N M A GTD REMIC 3.000% 10/20/26 $1 PV ON 92.3800 SHARES DUE 3/20/2022 $0.00250/PV ON 36,952.56 PV DUE 3/20/22	-	-	-	92.38	-	-	-
238302001	RCTC 2021 C SEC LIEN BDS RES ACCT	03/21/2022	03/20/2022	03/21/2022	38378AU90	PAID DOWN PAR VALUE OF G N M A GTD REMIC 3.000% 10/20/26	(2,459.83)	-	-	2,459.83	(2,498.63)	-	(38.80)
238302001	RCTC 2021 C SEC LIEN BDS RES ACCT	03/21/2022			38378FRB8	INTEREST EARNED ON G N M A GTD REMIC 2.000% 7/20/42 $1 PV ON 180.1300 SHARES DUE 3/20/2022 $0.00167/PV ON 108,080.20 PV DUE 3/20/22	-	-	-	180.13	-	-	-
238302001	RCTC 2021 C SEC LIEN BDS RES ACCT	03/21/2022	03/20/2022	03/21/2022	38378FRB8	PAID DOWN PAR VALUE OF G N M A GTD REMIC 2.000% 7/20/42	(1,846.90)	-	-	1,846.90	(1,819.77)	-	27.13
238302001	RCTC 2021 C SEC LIEN BDS RES ACCT	03/21/2022			38378HAU0	INTEREST EARNED ON G N M A GTD REMIC 1.500% 8/20/27 $1 PV ON 59.0200 SHARES DUE 3/20/2022 $0.00125/PV ON 47,211.21 PV DUE 3/20/22	-	-	-	59.02	-	-	-
238302001	RCTC 2021 C SEC LIEN BDS RES ACCT	03/21/2022	03/20/2022	03/21/2022	38378HAU0	PAID DOWN PAR VALUE OF G N M A GTD REMIC 1.500% 8/20/27	(1,325.72)	-	-	1,325.72	(1,343.56)	(6.13)	(11.71)
238302001	RCTC 2021 C SEC LIEN BDS RES ACCT	03/21/2022			38378JZD7	INTEREST EARNED ON G N M A GTD REMIC 1.500% 12/20/40 $1 PV ON 20.4600 SHARES DUE 3/20/2022 $0.00125/PV ON 16,368.97 PV DUE 3/20/22	-	-	-	20.46	-	-	-
238302001	RCTC 2021 C SEC LIEN BDS RES ACCT	03/21/2022	03/20/2022	03/21/2022	38378JZD7	PAID DOWN PAR VALUE OF G N M A GTD REMIC 1.500% 12/20/40	(821.88)	-	-	821.88	(811.61)	-	10.27
238302001	RCTC 2021 C SEC LIEN BDS RES ACCT	03/21/2022			38378TAF7	INTEREST EARNED ON G N M A GTD REMIC 2.500% 7/20/41 $1 PV ON 115.6200 SHARES DUE 3/20/2022 $0.00208/PV ON 55,498.34 PV DUE 3/20/22	-	-	-	115.62	-	-	-
238302001	RCTC 2021 C SEC LIEN BDS RES ACCT	03/21/2022	03/20/2022	03/21/2022	38378TAF7	PAID DOWN PAR VALUE OF G N M A GTD REMIC 2.500% 7/20/41	(1,780.03)	-	-	1,780.03	(1,782.06)	-	(2.03)

RIVERSIDE COUNTY TRANSPORTATION COMMISSION

91 CIP STAMP Portfolio Transaction Report by Account
Quarter ended March 31, 2022

Source Account	Account	Transaction Date	Trade Date	Settlement Date	CUSIP	Description	Units	Price	Miscellaneous Fees	Net Cash Amount	Federal Tax Cost Amount	Short Term Gain/Loss Amount	Long Term Gain/Loss Amount
238302001	RCTC 2021 C SEC LIEN BDS RES ACCT	03/21/2022			92347YAA2	INTEREST EARNED ON VERIZON OWNER TRUST 2.930% 9/20/23 $1 PV ON 89.6400 SHARES DUE 3/20/2022 $0.00244/PV ON 36,712.01 PV DUE 3/20/22	-	-	-	89.64	-	-	-
238302001	RCTC 2021 C SEC LIEN BDS RES ACCT	03/21/2022	03/20/2022	03/21/2022	92347YAA2	PAID DOWN PAR VALUE OF VERIZON OWNER TRUST 2.930% 9/20/23	(9,641.55)	-	-	9,641.55	(9,695.79)	(54.24)	-
238302001	RCTC 2021 C SEC LIEN BDS RES ACCT	03/21/2022			92347YAC8	INTEREST EARNED ON VERIZON OWNER TRUST 3.020% 9/20/23 $1 PV ON 88.0800 SHARES DUE 3/20/2022 $0.00252/PV ON 35,000.00 PV DUE 3/20/22	-	-	-	88.08	-	-	-
238302001	RCTC 2021 C SEC LIEN BDS RES ACCT	03/22/2022				CASH DISBURSEMENT TRANSFER TO PRINCIPAL 1	-	-	-	(30.91)	-	-	-
238302001	RCTC 2021 C SEC LIEN BDS RES ACCT	03/22/2022				CASH RECEIPT TRANSFER FROM INCOME 1	-	-	-	30.91	-	-	-
238302001	RCTC 2021 C SEC LIEN BDS RES ACCT	03/25/2022				CASH DISBURSEMENT TRANSFER TO PRINCIPAL 1	-	-	-	(5,304.11)	-	-	-
238302001	RCTC 2021 C SEC LIEN BDS RES ACCT	03/25/2022				CASH RECEIPT TRANSFER FROM INCOME 1	-	-	-	5,304.11	-	-	-
238302001	RCTC 2021 C SEC LIEN BDS RES ACCT	03/25/2022	03/25/2022	03/25/2022	3132A9T64	PAID DOWN PAR VALUE OF F H L M C #ZS8673 3.000% 10/01/32 FEBRUARY FHLMC DUE 3/25/22	(2,455.80)	-	-	2,455.80	(2,559.10)	-	(103.30)
238302001	RCTC 2021 C SEC LIEN BDS RES ACCT	03/25/2022			3132A9T64	INTEREST EARNED ON F H L M C #ZS8673 3.000% 10/01/32 $1 PV ON 247.9800 SHARES DUE 3/25/2022 FEBRUARY FHLMC DUE 3/25/22	-	-	-	247.98	-	-	-
238302001	RCTC 2021 C SEC LIEN BDS RES ACCT	03/25/2022	03/25/2022	03/25/2022	3132D9C93	PAID DOWN PAR VALUE OF F H L M C #SC0096 3.000% 10/01/40 FEBRUARY FHLMC DUE 3/25/22	(2,452.94)	-	-	2,452.94	(2,601.02)	(148.08)	-
238302001	RCTC 2021 C SEC LIEN BDS RES ACCT	03/25/2022			3132D9C93	INTEREST EARNED ON F H L M C #SC0096 3.000% 10/01/40 $1 PV ON 413.4700 SHARES DUE 3/25/2022 FEBRUARY FHLMC DUE 3/25/22	-	-	-	413.47	-	-	-
238302001	RCTC 2021 C SEC LIEN BDS RES ACCT	03/25/2022			3136A8SX9	INTEREST EARNED ON F N M A GTD REMIC 1.500% 9/25/27 $1 PV ON 43.5100 SHARES DUE 3/25/2022 $0.00125/PV ON 34,809.35 PV DUE 3/25/22	-	-	-	43.51	-	-	-
238302001	RCTC 2021 C SEC LIEN BDS RES ACCT	03/25/2022	03/25/2022	03/25/2022	3136A8SX9	PAID DOWN PAR VALUE OF F N M A GTD REMIC 1.500% 9/25/27	(1,180.62)	-	-	1,180.62	(1,198.31)	-	(17.69)
238302001	RCTC 2021 C SEC LIEN BDS RES ACCT	03/25/2022			3136ABNZ2	INTEREST EARNED ON F N M A GTD REMIC 2.000% 11/25/42 $1 PV ON 67.9400 SHARES DUE 3/25/2022 $0.00167/PV ON 40,765.24 PV DUE 3/25/22	-	-	-	67.94	-	-	-
238302001	RCTC 2021 C SEC LIEN BDS RES ACCT	03/25/2022	03/25/2022	03/25/2022	3136ABNZ2	PAID DOWN PAR VALUE OF F N M A GTD REMIC 2.000% 11/25/42	(1,666.46)	-	-	1,666.46	(1,695.20)	-	(28.74)
238302001	RCTC 2021 C SEC LIEN BDS RES ACCT	03/25/2022			3136ADFF1	INTEREST EARNED ON F N M A GTD REMIC 1.500% 4/25/23 $1 PV ON 21.2500 SHARES DUE 3/25/2022 $0.00125/PV ON 17,002.59 PV DUE 3/25/22	-	-	-	21.25	-	-	-
238302001	RCTC 2021 C SEC LIEN BDS RES ACCT	03/25/2022	03/25/2022	03/25/2022	3136ADFF1	PAID DOWN PAR VALUE OF F N M A GTD REMIC 1.500% 4/25/23	(1,673.29)	-	-	1,673.29	(1,649.24)	-	24.05
238302001	RCTC 2021 C SEC LIEN BDS RES ACCT	03/25/2022	03/25/2022	03/25/2022	3136AEY84	PAID DOWN PAR VALUE OF F N M A GTD REMIC 1.750% 7/25/28	(1,193.62)	-	-	1,193.62	(1,213.28)	-	(19.66)
238302001	RCTC 2021 C SEC LIEN BDS RES ACCT	03/25/2022			3136AEY84	INTEREST EARNED ON F N M A GTD REMIC 1.750% 7/25/28 $1 PV ON 58.6900 SHARES DUE 3/25/2022 $0.00146/PV ON 40,247.80 PV DUE 3/25/22	-	-	-	58.69	-	-	-
238302001	RCTC 2021 C SEC LIEN BDS RES ACCT	03/25/2022			3136AHAE0	INTEREST EARNED ON F N M A GTD REMIC 2.623% 4/25/23 $1 PV ON 35.8100 SHARES DUE 3/25/2022 $0.00218/PV ON 16,411.76 PV DUE 3/25/22	-	-	-	35.81	-	-	-
238302001	RCTC 2021 C SEC LIEN BDS RES ACCT	03/25/2022	03/25/2022	03/25/2022	3136AHAE0	PAID DOWN PAR VALUE OF F N M A GTD REMIC 2.623% 4/25/23	(16.51)	-	-	16.51	(16.57)	-	(0.06)
238302001	RCTC 2021 C SEC LIEN BDS RES ACCT	03/25/2022			3136AQZK9	INTEREST EARNED ON F N M A GTD REMIC 2.000% 11/25/31 $1 PV ON 110.2100 SHARES DUE 3/25/2022 $0.00167/PV ON 66,124.82 PV DUE 3/25/22	-	-	-	110.21	-	-	-
238302001	RCTC 2021 C SEC LIEN BDS RES ACCT	03/25/2022	03/25/2022	03/25/2022	3136AQZK9	PAID DOWN PAR VALUE OF F N M A GTD REMIC 2.000% 11/25/31	(1,581.64)	-	-	1,581.64	(1,624.48)	-	(42.84)
238302001	RCTC 2021 C SEC LIEN BDS RES ACCT	03/25/2022			3137B1UG5	INTEREST EARNED ON F H L M C MLTCL MTG 2.637% 1/25/23 $1 PV ON 76.9100 SHARES DUE 3/25/2022 $0.00220/PV ON 35,000.00 PV DUE 3/25/22	-	-	-	76.91	-	-	-
238302001	RCTC 2021 C SEC LIEN BDS RES ACCT	03/25/2022			3137B3NW4	INTEREST EARNED ON F H L M C MLTCL MTG 2.778% 9/25/22 $1 PV ON 22.6100 SHARES DUE 3/25/2022 $0.00232/PV ON 9,766.68 PV DUE 3/25/22	-	-	-	22.61	-	-	-
238302001	RCTC 2021 C SEC LIEN BDS RES ACCT	03/25/2022	03/25/2022	03/25/2022	3137B3NW4	PAID DOWN PAR VALUE OF F H L M C MLTCL MTG 2.778% 9/25/22	(1,578.80)	-	-	1,578.80	(1,776.01)	(197.21)	-
238302001	RCTC 2021 C SEC LIEN BDS RES ACCT	03/25/2022			3137BLAC2	INTEREST EARNED ON F H L M C MLTCL MT 3.284% 6/25/25 $1 PV ON 150000.0000 SHARES DUE 3/25/2022	-	-	-	410.50	-	-	-
238302001	RCTC 2021 C SEC LIEN BDS RES ACCT	03/25/2022			3137BP4K2	INTEREST EARNED ON F H L M C MLTCL MTG 2.849% 3/25/26 $1 PV ON 474.8300 SHARES DUE 3/25/2022 $0.00237/PV ON 200,000.00 PV DUE 3/25/22	-	-	-	474.83	-	-	-
238302001	RCTC 2021 C SEC LIEN BDS RES ACCT	03/25/2022			3137F4CY6	INTEREST EARNED ON F H L M C MLTCL MT 0.52896% 9/25/24 $1 PV ON 461.9800 SHARES DUE 3/25/2022 $0.00243/PV ON 189,854.12 PV DUE 3/25/22	-	-	-	461.98	-	-	-
238302001	RCTC 2021 C SEC LIEN BDS RES ACCT	03/25/2022	03/25/2022	03/25/2022	3137F4CY6	PAID DOWN PAR VALUE OF F H L M C MLTCL MT 0.52896% 9/25/24	(88.71)	-	-	88.71	(91.06)	-	(2.35)
238302001	RCTC 2021 C SEC LIEN BDS RES ACCT	03/25/2022			3137FBAB2	INTEREST EARNED ON F H L M C MLTCL MT 2.77704% 8/25/27 $1 PV ON 329.1200 SHARES DUE 3/25/2022 $0.00253/PV ON 130,000.00 PV DUE 3/25/22	-	-	-	329.12	-	-	-
238302001	RCTC 2021 C SEC LIEN BDS RES ACCT	03/25/2022			3137FBAJ5	INTEREST EARNED ON F H L M C MLTCL MT 3.52704% 8/25/27 $1 PV ON 546.8300 SHARES DUE 3/25/2022 $0.00273/PV ON 200,000.00 PV DUE 3/25/22	-	-	-	546.83	-	-	-
238302001	RCTC 2021 C SEC LIEN BDS RES ACCT	03/25/2022			3137FMD66	INTEREST EARNED ON F H L M C MLTCL MT 2.283% 5/25/26 $1 PV ON 117.8200 SHARES DUE 3/25/2022 $0.00630/PV ON 18,707.36 PV DUE 3/25/22	-	-	-	117.82	-	-	-
238302001	RCTC 2021 C SEC LIEN BDS RES ACCT	03/25/2022	03/25/2022	03/25/2022	3137FMD66	PAID DOWN PAR VALUE OF F H L M C MLTCL MT 2.283% 5/25/26	(4,282.34)	-	-	4,282.34	(5,824.57)	-	(1,542.23)
238302001	RCTC 2021 C SEC LIEN BDS RES ACCT	03/25/2022			3137FNAD2	INTEREST EARNED ON F H L M C MLTCL MT 2.87496% 11/25/28 $1 PV ON 315.5000 SHARES DUE 3/25/2022 $0.00219/PV ON 143,897.66 PV DUE 3/25/22	-	-	-	315.50	-	-	-
238302001	RCTC 2021 C SEC LIEN BDS RES ACCT	03/25/2022	03/25/2022	03/25/2022	3137FNAD2	PAID DOWN PAR VALUE OF F H L M C MLTCL MT 2.87496% 11/25/28	(235.56)	-	-	235.56	(239.51)	-	(3.95)
238302001	RCTC 2021 C SEC LIEN BDS RES ACCT	03/25/2022	03/25/2022	03/25/2022	3137FPJF3	PAID DOWN PAR VALUE OF F H L M C MLTCL MT 2.258% 6/25/29	(509.53)	-	-	509.53	(512.60)	-	(3.07)
238302001	RCTC 2021 C SEC LIEN BDS RES ACCT	03/25/2022			3137FPJF3	INTEREST EARNED ON F H L M C MLTCL MT 2.258% 6/25/29 $1 PV ON 358.2400 SHARES DUE 3/25/2022 $0.00188/PV ON 190,386.16 PV DUE 3/25/22	-	-	-	358.24	-	-	-
238302001	RCTC 2021 C SEC LIEN BDS RES ACCT	03/25/2022			3137FPJP1	INTEREST EARNED ON F H L M C MLTCL MT 2.21604% 7/25/29 $1 PV ON 173.1200 SHARES DUE 3/25/2022 $0.00186/PV ON 93,160.87 PV DUE 3/25/22	-	-	-	173.12	-	-	-
238302001	RCTC 2021 C SEC LIEN BDS RES ACCT	03/25/2022	03/25/2022	03/25/2022	3137FPJP1	PAID DOWN PAR VALUE OF F H L M C MLTCL MT 2.21604% 7/25/29	(631.73)	-	-	631.73	(662.73)	(31.00)	-
238302001	RCTC 2021 C SEC LIEN BDS RES ACCT	03/25/2022			3137FQ3Y7	INTEREST EARNED ON F H L M C MLTCL MT 2.51196% 7/25/29 $1 PV ON 348.4900 SHARES DUE 3/25/2022 $0.00183/PV ON 190,952.81 PV DUE 3/25/22	-	-	-	348.49	-	-	-

RIVERSIDE COUNTY TRANSPORTATION COMMISSION

91 CIP STAMP Portfolio Transaction Report by Account
Quarter ended March 31, 2022

Source Account	Account	Transaction Date	Trade Date	Settlement Date	CUSIP	Description	Units	Price	Miscellaneous Fees	Net Cash Amount	Federal Tax Cost Amount	Short Term Gain/Loss Amount	Long Term Gain/Loss Amount
238302001	RCTC 2021 C SEC LIEN BDS RES ACCT	03/25/2022	03/25/2022	03/25/2022	3137FQ3Y7	PAID DOWN PAR VALUE OF F H L M C MLTCL MT 2.51196% 7/25/29	(578.69)	-	-	578.69	(580.18)	-	(1.49)
238302001	RCTC 2021 C SEC LIEN BDS RES ACCT	03/25/2022			3137FWHY9	INTEREST EARNED ON F H L M C MLTCL 0.826% 9/25/30 $1 PV ON 126.4600 SHARES DUE 3/25/2022 $0.00069/PV ON 183,627.89 PV DUE 3/25/22	-	-	-	126.46	-	-	-
238302001	RCTC 2021 C SEC LIEN BDS RES ACCT	03/25/2022	03/25/2022	03/25/2022	3137FWHY9	PAID DOWN PAR VALUE OF F H L M C MLTCL 0.826% 9/25/30	(1,005.76)	-	-	1,005.76	(1,000.73)	-	5.03
238302001	RCTC 2021 C SEC LIEN BDS RES ACCT	03/25/2022	03/25/2022	03/25/2022	3138LFGP7	PAID DOWN PAR VALUE OF F N M A #AN2905 2.550% 10/01/28 FEBRUARY FNMA DUE 3/25/22	(87.18)	-	-	87.18	(89.57)	-	(2.39)
238302001	RCTC 2021 C SEC LIEN BDS RES ACCT	03/25/2022			3138LFGP7	INTEREST EARNED ON F N M A #AN2905 2.550% 10/01/28 $1 PV ON 96.8900 SHARES DUE 3/25/2022 FEBRUARY FNMA DUE 3/25/22	-	-	-	96.89	-	-	-
238302001	RCTC 2021 C SEC LIEN BDS RES ACCT	03/25/2022	03/25/2022	03/25/2022	3140J6FU6	PAID DOWN PAR VALUE OF F N M A #BM1978 3.000% 10/01/32 FEBRUARY FNMA DUE 3/25/22	(976.91)	-	-	976.91	(1,030.80)	-	(53.89)
238302001	RCTC 2021 C SEC LIEN BDS RES ACCT	03/25/2022			3140J6FU6	INTEREST EARNED ON F N M A #BM1978 3.000% 10/01/32 $1 PV ON 188.9400 SHARES DUE 3/25/2022 FEBRUARY FNMA DUE 3/25/22	-	-	-	188.94	-	-	-
238302001	RCTC 2021 C SEC LIEN BDS RES ACCT	03/25/2022			3140JAU97	INTEREST EARNED ON F N M A #BM6007 2.596% 6/01/49 $1 PV ON 48.0200 SHARES DUE 3/25/2022 P & I DUE 03/25/22	-	-	-	48.02	-	-	-
238302001	RCTC 2021 C SEC LIEN BDS RES ACCT	03/25/2022	03/25/2022	03/25/2022	3140JAU97	PAID DOWN PAR VALUE OF F N M A #BM6007 2.596% 6/01/49 P & I DUE 03/25/22	(26.44)	-	-	26.44	(27.44)	-	(1.00)
238302001	RCTC 2021 C SEC LIEN BDS RES ACCT	03/25/2022	03/25/2022	03/25/2022	31417YKF3	PAID DOWN PAR VALUE OF F N M A #MA0293 4.500% 1/01/30 FEBRUARY FNMA DUE 3/25/22	(1,032.18)	-	-	1,032.18	(1,096.49)	-	(64.31)
238302001	RCTC 2021 C SEC LIEN BDS RES ACCT	03/25/2022			31417YKF3	INTEREST EARNED ON F N M A #MA0293 4.500% 1/01/30 $1 PV ON 137.4200 SHARES DUE 3/25/2022 FEBRUARY FNMA DUE 3/25/22	-	-	-	137.42	-	-	-
238302001	RCTC 2021 C SEC LIEN BDS RES ACCT	03/25/2022			31418DQ47	INTEREST EARNED ON F N M A #MA4074 2.000% 6/01/35 $1 PV ON 50.1200 SHARES DUE 3/25/2022 P & I DUE 03/25/22	-	-	-	50.12	-	-	-
238302001	RCTC 2021 C SEC LIEN BDS RES ACCT	03/25/2022	03/25/2022	03/25/2022	31418DQ47	PAID DOWN PAR VALUE OF F N M A #MA4074 2.000% 6/01/35 P & I DUE 03/25/22	(499.18)	-	-	499.18	(513.79)	(14.61)	-
238302001	RCTC 2021 C SEC LIEN BDS RES ACCT	03/25/2022	03/25/2022	03/25/2022	31418DVU3	PAID DOWN PAR VALUE OF F N M A #MA4226 2.000% 12/01/30 FEBRUARY FNMA DUE 3/25/22	(2,678.92)	-	-	2,678.92	(2,780.78)	-	(101.86)
238302001	RCTC 2021 C SEC LIEN BDS RES ACCT	03/25/2022			31418DVU3	INTEREST EARNED ON F N M A #MA4226 2.000% 12/01/30 $1 PV ON 249.3700 SHARES DUE 3/25/2022 FEBRUARY FNMA DUE 3/25/22	-	-	-	249.37	-	-	-
238302001	RCTC 2021 C SEC LIEN BDS RES ACCT	03/25/2022	03/25/2022	03/25/2022	31418DXH0	PAID DOWN PAR VALUE OF F N M A #MA4279 2.000% 3/01/36 FEBRUARY FNMA DUE 3/25/22	(1,977.01)	-	-	1,977.01	(2,042.89)	-	(65.88)
238302001	RCTC 2021 C SEC LIEN BDS RES ACCT	03/25/2022			31418DXH0	INTEREST EARNED ON F N M A #MA4279 2.000% 3/01/36 $1 PV ON 280.7200 SHARES DUE 3/25/2022 FEBRUARY FNMA DUE 3/25/22	-	-	-	280.72	-	-	-
238302001	RCTC 2021 C SEC LIEN BDS RES ACCT	03/25/2022	03/25/2022	03/25/2022	31846V203	PURCHASED UNITS OF FIRST AM GOVT OB FD CL Y	1,034.26	1.00	-	(1,034.26)	1,034.26	-	-
238302001	RCTC 2021 C SEC LIEN BDS RES ACCT	03/25/2022	03/25/2022	03/25/2022	31846V203	PURCHASED UNITS OF FIRST AM GOVT OB FD CL Y	33,188.31	1.00	-	(33,188.31)	33,188.31	-	-
238302001	RCTC 2021 C SEC LIEN BDS RES ACCT	03/28/2022				CASH DISBURSEMENT TRANSFER TO PRINCIPAL 1	-	-	-	(508.64)	-	-	-
238302001	RCTC 2021 C SEC LIEN BDS RES ACCT	03/28/2022				CASH RECEIPT TRANSFER FROM INCOME 1	-	-	-	508.64	-	-	-
238302001	RCTC 2021 C SEC LIEN BDS RES ACCT	03/29/2022	03/25/2022	03/29/2022	05522RDB1	PURCHASED PAR VALUE OF BANK OF AMERICA 1.740% 1/15/25 /MTGSUS6SFIC BOFA SECS NEW YORK/35,000 PAR VALUE AT 100.14062857 %	35,000.00	1.00	-	(35,049.22)	35,049.22	-	-
238302001	RCTC 2021 C SEC LIEN BDS RES ACCT	03/29/2022		03/29/2022	05522RDB1	PAID ACCRUED INTEREST ON PURCHASE OF BANK OF AMERICA 1.740% 1/15/25	-	-	-	(23.68)	-	-	-
238302001	RCTC 2021 C SEC LIEN BDS RES ACCT	03/29/2022	03/25/2022	03/29/2022	14041NFU0	PURCHASED PAR VALUE OF CAPITAL ONE MULTI 1.720% 8/15/24 /MTGSUS6SFIC BOFA SECS NEW YORK/35,000 PAR VALUE AT 100.09374286 %	35,000.00	1.00	-	(35,032.81)	35,032.81	-	-
238302001	RCTC 2021 C SEC LIEN BDS RES ACCT	03/29/2022		03/29/2022	14041NFU0	PAID ACCRUED INTEREST ON PURCHASE OF CAPITAL ONE MULTI 1.720% 8/15/24	-	-	-	(23.41)	-	-	-
238302001	RCTC 2021 C SEC LIEN BDS RES ACCT	03/29/2022	03/29/2022	03/29/2022	31846V203	SOLD UNITS OF FIRST AM GOVT OB FD CL Y	(70,129.12)	1.00	-	70,129.12	(70,129.12)	-	-
238302001	RCTC 2021 C SEC LIEN BDS RES ACCT	03/30/2022	03/28/2022	03/30/2022	14041NFQ9	PURCHASED PAR VALUE OF CAPITAL ONE MULTI 2.290% 7/15/25 /MTGSUS6SFIC BOFA SECS NEW YORK/40,000 PAR VALUE AT 100.375 %	40,000.00	1.00	-	(40,150.00)	40,150.00	-	-
238302001	RCTC 2021 C SEC LIEN BDS RES ACCT	03/30/2022		03/30/2022	14041NFQ9	PAID ACCRUED INTEREST ON PURCHASE OF CAPITAL ONE MULTI 2.290% 7/15/25	-	-	-	(38.17)	-	-	-
238302001	RCTC 2021 C SEC LIEN BDS RES ACCT	03/30/2022	03/30/2022	03/30/2022	31846V203	SOLD UNITS OF FIRST AM GOVT OB FD CL Y	(40,188.17)	1.00	-	40,188.17	(40,188.17)	-	-
238302001	RCTC 2021 C SEC LIEN BDS RES ACCT	03/31/2022	03/31/2022	03/31/2022	31846V203	SOLD UNITS OF FIRST AM GOVT OB FD CL Y	(100,122.42)	1.00	-	100,122.42	(100,122.42)	-	-
238302001	RCTC 2021 C SEC LIEN BDS RES ACCT	03/31/2022	03/29/2022	03/31/2022	34528QHB3	PURCHASED PAR VALUE OF FORD CREDIT 0.7384% 9/15/24 /BARCUS3B BARCLAYS CAP WHIPPANY/100,000 PAR VALUE AT 100.07813 %	100,000.00	1.00	-	(100,078.13)	100,078.13	-	-
238302001	RCTC 2021 C SEC LIEN BDS RES ACCT	03/31/2022		03/31/2022	34528QHB3	PAID ACCRUED INTEREST ON PURCHASE OF FORD CREDIT 0.7384% 9/15/24	-	-	-	(44.29)	-	-	-
										(48,445.32)	**56,042.33**	**(5,935.24)**	**(10,190.66)**
256350023	RCTC 2013 A&B TOLL BDS 2013A&B RSV	01/03/2022	01/03/2022	01/03/2022	31846V401	PURCHASED UNITS OF FIRST AM GOVT OB FD CL D	52,278.65	1.00	-	(52,278.65)	52,278.65	-	-
256350023	RCTC 2013 A&B TOLL BDS 2013A&B RSV	01/03/2022			31846V401	INTEREST EARNED ON FIRST AM GOVT OB FD CL D UNIT ON 0.0000 SHARES DUE 12/31/2021 INTEREST FROM 12/1/21 TO 12/31/21	-	-	-	0.62	-	-	-
256350023	RCTC 2013 A&B TOLL BDS 2013A&B RSV	01/03/2022	01/03/2022	01/03/2022	31846V401	PURCHASED UNITS OF FIRST AM GOVT OB FD CL D	12.83	1.00	-	(12.83)	12.83	-	-
256350023	RCTC 2013 A&B TOLL BDS 2013A&B RSV	01/03/2022	12/30/2021	12/31/2021	91282CCQ2	PURCHASE-REV PAR VALUE OF U S TREASURY NT 0.00001% 7/31/23 /DEUTSCHE BANK SECURITIES, INC./250,000 PAR VALUE AT 100.046444 %	(250,000.00)	(1.00)	-	250,116.11	(250,116.11)	-	-
256350023	RCTC 2013 A&B TOLL BDS 2013A&B RSV	01/03/2022		12/31/2021	91282CCQ2	PAID ACCRUED INTEREST ON PURCHASE OF U S TREASURY NT 0.00001% 7/31/23	-	-	-	48.30	-	-	-
256350023	RCTC 2013 A&B TOLL BDS 2013A&B RSV	01/03/2022		12/31/2021	91282CCQ2	PAID ACCRUED INTEREST ON PURCHASE OF U S TREASURY NT 0.00001% 7/31/23	-	-	-	(35.48)	-	-	-
256350023	RCTC 2013 A&B TOLL BDS 2013A&B RSV	01/03/2022	12/30/2021	12/31/2021	91282CCQ2	PURCHASED PAR VALUE OF U S TREASURY NT 0.00001% 7/31/23 /DEUTSCHE BANK SECURITIES, INC./250,000 PAR VALUE AT 100.04644 %	250,000.00	1.00	-	(250,116.10)	250,116.10	-	-
256350023	RCTC 2013 A&B TOLL BDS 2013A&B RSV	01/04/2022	01/04/2022	01/04/2022	31846V401	PURCHASED UNITS OF FIRST AM GOVT OB FD CL D	0.62	1.00	-	(0.62)	0.62	-	-
256350023	RCTC 2013 A&B TOLL BDS 2013A&B RSV	01/13/2022			9128285W6	BOOK VALUE OF U S TREASURY I P 0.84873% 1/15/29 ADJUSTED BY 340.00 UNITS INCREASE TO ADJUST FOR CHANGE IN CPI	-	-	-	-	-	-	-

RIVERSIDE COUNTY TRANSPORTATION COMMISSION

91 CIP STAMP Portfolio Transaction Report by Account
Quarter ended March 31, 2022

Source Account	Account	Transaction Date	Trade Date	Settlement Date	CUSIP	Description	Units	Price	Miscellaneous Fees	Net Cash Amount	Federal Tax Cost Amount	Short Term Gain/Loss Amount	Long Term Gain/Loss Amount
256350023	RCTC 2013 A&B TOLL BDS 2013A&B RSV	01/13/2022			9128285W6	PAR VALUE OF U S TREASURY I P 0.84873% 1/15/29 ADJUSTED BY 340.0000 UNITS INCREASE TO ADJUST FOR CHANGE IN CPI	340.00	-	-	-	-	-	-
256350023	RCTC 2013 A&B TOLL BDS 2013A&B RSV	01/13/2022			9128285W6	STATE COST OF U S TREASURY I P 0.84873% 1/15/29 ADJUSTED BY 340.00 UNITS INCREASE TO ADJUST FOR CHANGE IN CPI	-	-	-	-	-	-	-
256350023	RCTC 2013 A&B TOLL BDS 2013A&B RSV	01/13/2022			9128285W6	FED BASIS OF U S TREASURY I P 0.84873% 1/15/29 ADJUSTED BY 340.00 UNITS INCREASE TO ADJUST FOR CHANGE IN CPI	-	-	-	-	340.00	-	-
256350023	RCTC 2013 A&B TOLL BDS 2013A&B RSV	01/18/2022				CASH RECEIPT TRANSFER FROM INCOME INCOME EARNINGS	-	-	-	1,515.07	-	-	-
256350023	RCTC 2013 A&B TOLL BDS 2013A&B RSV	01/18/2022				CASH DISBURSEMENT TRANSFER TO PRINCIPAL INCOME EARNINGS	-	-	-	(1,515.07)	-	-	-
256350023	RCTC 2013 A&B TOLL BDS 2013A&B RSV	01/18/2022	01/15/2022	01/18/2022	3137B5A60	PAID DOWN PAR VALUE OF F H L M C MLTCL MTG 2.500% 10/15/28	(409.22)	-	-	409.22	(404.62)	-	4.60
256350023	RCTC 2013 A&B TOLL BDS 2013A&B RSV	01/18/2022			3137B5A60	INTEREST EARNED ON F H L M C MLTCL MTG 2.500% 10/15/28 $1 PV ON 18.4800 SHARES DUE 1/15/2022 $0.00208/PV ON 8,870.70 PV DUE 1/15/22	-	-	-	18.48	-	-	-
256350023	RCTC 2013 A&B TOLL BDS 2013A&B RSV	01/18/2022	01/18/2022	01/18/2022	31846V401	PURCHASED UNITS OF FIRST AM GOVT OB FD CL D	49,552.44	1.00	-	(49,552.44)	49,552.44	-	-
256350023	RCTC 2013 A&B TOLL BDS 2013A&B RSV	01/18/2022	01/18/2022	01/18/2022	31846V401	PURCHASED UNITS OF FIRST AM GOVT OB FD CL D	600.37	1.00	-	(600.37)	600.37	-	-
256350023	RCTC 2013 A&B TOLL BDS 2013A&B RSV	01/18/2022			36176XQB8	INTEREST EARNED ON G N M A #779250 3.000% 5/15/27 $1 PV ON 78.7100 SHARES DUE 1/15/2022 DECEMBER GNMA DUE 1/15/22	-	-	-	78.71	-	-	-
256350023	RCTC 2013 A&B TOLL BDS 2013A&B RSV	01/18/2022	01/15/2022	01/18/2022	36176XQB8	PAID DOWN PAR VALUE OF G N M A #779250 3.000% 5/15/27 DECEMBER GNMA DUE 1/15/22	(1,210.67)	-	-	1,210.67	(1,251.23)	(40.56)	-
256350023	RCTC 2013 A&B TOLL BDS 2013A&B RSV	01/18/2022			36176XQB8	AMORTIZED PREMIUM ON G N M A #779250 3.000% 5/15/27 CURRENT YEAR AMORTIZATION	-	-	-	-	(16.54)	-	-
256350023	RCTC 2013 A&B TOLL BDS 2013A&B RSV	01/18/2022	01/16/2022	01/18/2022	38375XCM4	PAID DOWN PAR VALUE OF G N M A GTD REMIC 5.000% 11/16/37	(1,632.36)	-	-	1,632.36	(1,658.80)	-	(26.44)
256350023	RCTC 2013 A&B TOLL BDS 2013A&B RSV	01/18/2022			38375XCM4	AMORTIZED PREMIUM ON G N M A GTD REMIC 5.000% 11/16/37 CURRENT YEAR AMORTIZATION	-	-	-	-	(0.64)	-	-
256350023	RCTC 2013 A&B TOLL BDS 2013A&B RSV	01/18/2022			38375XCM4	INTEREST EARNED ON G N M A GTD REMIC 5.000% 11/16/37 $1 PV ON 17.3700 SHARES DUE 1/16/2022 $0.00417/PV ON 4,168.75 PV DUE 1/16/22	-	-	-	17.37	-	-	-
256350023	RCTC 2013 A&B TOLL BDS 2013A&B RSV	01/18/2022	01/16/2022	01/18/2022	38376T5Z1	PAID DOWN PAR VALUE OF G N M A GTD REMIC 3.000% 1/16/39	(1,357.23)	-	-	1,357.23	(368.40)	(11.22)	1,000.05
256350023	RCTC 2013 A&B TOLL BDS 2013A&B RSV	01/18/2022			38376T5Z1	INTEREST EARNED ON G N M A GTD REMIC 3.000% 1/16/39 $1 PV ON 112.2800 SHARES DUE 1/16/2022 $0.00250/PV ON 44,912.22 PV DUE 1/16/22	-	-	-	112.28	-	-	-
256350023	RCTC 2013 A&B TOLL BDS 2013A&B RSV	01/18/2022			38376T5Z1	AMORTIZED PREMIUM ON G N M A GTD REMIC 3.000% 1/16/39 CURRENT YEAR AMORTIZATION	-	-	-	-	(3.54)	-	-
256350023	RCTC 2013 A&B TOLL BDS 2013A&B RSV	01/18/2022	01/16/2022	01/18/2022	38378KRS0	PAID DOWN PAR VALUE OF G N M A GTD REMIC 2.38858% 7/16/43	(38,239.82)	-	-	38,239.82	(36,919.35)	-	1,320.47
256350023	RCTC 2013 A&B TOLL BDS 2013A&B RSV	01/18/2022			38378KRS0	INTEREST EARNED ON G N M A GTD REMIC 2.38858% 7/16/43 $1 PV ON 145.4900 SHARES DUE 1/16/2022 $0.00199/PV ON 73,091.39 PV DUE 1/16/22	-	-	-	145.49	-	-	-
256350023	RCTC 2013 A&B TOLL BDS 2013A&B RSV	01/18/2022			38378KSL4	INTEREST EARNED ON G N M A GTD REMIC 2.604% 12/16/46 $1 PV ON 912.5400 SHARES DUE 1/16/2022 $0.00215/PV ON 425,000.00 PV DUE 1/16/22	-	-	-	912.54	-	-	-
256350023	RCTC 2013 A&B TOLL BDS 2013A&B RSV	01/18/2022	01/16/2022	01/18/2022	38378KXW4	PAID DOWN PAR VALUE OF G N M A GTD REMIC 1.705% 2/16/37	(2,933.11)	-	-	2,933.11	(0.02)	-	2,933.09
256350023	RCTC 2013 A&B TOLL BDS 2013A&B RSV	01/18/2022			38378KXW4	INTEREST EARNED ON G N M A GTD REMIC 1.705% 2/16/37 $1 PV ON 68.9800 SHARES DUE 1/16/2022 $0.00142/PV ON 48,546.09 PV DUE 1/16/22	-	-	-	68.98	-	-	-
256350023	RCTC 2013 A&B TOLL BDS 2013A&B RSV	01/18/2022	01/16/2022	01/18/2022	38378VC45	PAID DOWN PAR VALUE OF G N M A GTD REMIC 2.250% 12/16/41	(2,141.29)	-	-	2,141.29	(2,064.00)	-	77.29
256350023	RCTC 2013 A&B TOLL BDS 2013A&B RSV	01/18/2022			38378VC45	INTEREST EARNED ON G N M A GTD REMIC 2.250% 12/16/41 $1 PV ON 110.2900 SHARES DUE 1/16/2022 $0.00188/PV ON 58,822.45 PV DUE 1/16/22	-	-	-	110.29	-	-	-
256350023	RCTC 2013 A&B TOLL BDS 2013A&B RSV	01/18/2022	01/16/2022	01/18/2022	38379KDN5	PAID DOWN PAR VALUE OF G N M A GTD REMIC 2.381% 9/16/55	(78.81)	-	-	78.81	(76.80)	-	2.01
256350023	RCTC 2013 A&B TOLL BDS 2013A&B RSV	01/18/2022			38379KDN5	INTEREST EARNED ON G N M A GTD REMIC 2.381% 9/16/55 $1 PV ON 85.7900 SHARES DUE 1/16/2022 $0.00208/PV ON 41,331.89 PV DUE 1/16/22	-	-	-	85.79	-	-	-
256350023	RCTC 2013 A&B TOLL BDS 2013A&B RSV	01/18/2022			9128285W6	INTEREST EARNED ON U S TREASURY I P 0.84873% 1/15/29 $1 PV ON 137227.5000 SHARES DUE 1/15/2022	-	-	-	600.37	-	-	-
256350023	RCTC 2013 A&B TOLL BDS 2013A&B RSV	01/19/2022				CASH DISBURSEMENT TRANSFER TO PRINCIPAL INCOME EARNINGS	-	-	-	(600.37)	-	-	-
256350023	RCTC 2013 A&B TOLL BDS 2013A&B RSV	01/19/2022				CASH RECEIPT TRANSFER FROM INCOME INCOME EARNINGS	-	-	-	600.37	-	-	-
256350023	RCTC 2013 A&B TOLL BDS 2013A&B RSV	01/20/2022				CASH RECEIPT TRANSFER FROM INCOME INCOME EARNINGS	-	-	-	913.57	-	-	-
256350023	RCTC 2013 A&B TOLL BDS 2013A&B RSV	01/20/2022				CASH DISBURSEMENT TRANSFER TO PRINCIPAL INCOME EARNINGS	-	-	-	(913.57)	-	-	-
256350023	RCTC 2013 A&B TOLL BDS 2013A&B RSV	01/20/2022	01/20/2022	01/20/2022	31846V401	PURCHASED UNITS OF FIRST AM GOVT OB FD CL D	643,428.61	1.00	-	(643,428.61)	643,428.61	-	-
256350023	RCTC 2013 A&B TOLL BDS 2013A&B RSV	01/20/2022	01/20/2022	01/20/2022	31846V401	PURCHASED UNITS OF FIRST AM GOVT OB FD CL D	7,964.85	1.00	-	(7,964.85)	7,964.85	-	-
256350023	RCTC 2013 A&B TOLL BDS 2013A&B RSV	01/20/2022			36179MEK2	INTEREST EARNED ON G N M A I I #MA0138 2.500% 6/20/27 $1 PV ON 117.8800 SHARES DUE 1/20/2022 P & I DUE 01/20/22	-	-	-	117.88	-	-	-
256350023	RCTC 2013 A&B TOLL BDS 2013A&B RSV	01/20/2022	01/20/2022	01/20/2022	36179MEK2	PAID DOWN PAR VALUE OF G N M A I I #MA0138 2.500% 6/20/27 P & I DUE 01/20/22	(1,436.95)	-	-	1,436.95	(1,454.48)	-	(17.53)
256350023	RCTC 2013 A&B TOLL BDS 2013A&B RSV	01/20/2022			36179MEK2	AMORTIZED PREMIUM ON G N M A I I #MA0138 2.500% 6/20/27 CURRENT YEAR AMORTIZATION	-	-	-	-	(79.15)	-	-
256350023	RCTC 2013 A&B TOLL BDS 2013A&B RSV	01/20/2022			36179MU24	INTEREST EARNED ON G N M A I I #MA0601 2.500% 12/20/27 $1 PV ON 69.5500 SHARES DUE 1/20/2022 P & I DUE 01/20/22	-	-	-	69.55	-	-	-
256350023	RCTC 2013 A&B TOLL BDS 2013A&B RSV	01/20/2022	01/20/2022	01/20/2022	36179MU24	PAID DOWN PAR VALUE OF G N M A I I #MA0601 2.500% 12/20/27 P & I DUE 01/20/22	(1,001.78)	-	-	1,001.78	(1,026.93)	-	(25.15)
256350023	RCTC 2013 A&B TOLL BDS 2013A&B RSV	01/20/2022			36179MU24	AMORTIZED PREMIUM ON G N M A I I #MA0601 2.500% 12/20/27 CURRENT YEAR AMORTIZATION	-	-	-	-	(15.63)	-	-

RIVERSIDE COUNTY TRANSPORTATION COMMISSION

91 CIP STAMP Portfolio Transaction Report by Account
Quarter ended March 31, 2022

Source Account	Account	Transaction Date	Trade Date	Settlement Date	CUSIP	Description	Units	Price	Miscellaneous Fees	Net Cash Amount	Federal Tax Cost Amount	Short Term Gain/Loss Amount	Long Term Gain/Loss Amount
256350023	RCTC 2013 A&B TOLL BDS 2013A&B RSV	01/20/2022			36179MZV5	INTEREST EARNED ON G N M A I I #MA0756 2.500% 2/20/28 $1 PV ON 95.3800 SHARES DUE 1/20/2022 DECEMBER GNMA DUE 1/20/22	-	-	-	95.38	-	-	-
256350023	RCTC 2013 A&B TOLL BDS 2013A&B RSV	01/20/2022	01/20/2022	01/20/2022	36179MZV5	PAID DOWN PAR VALUE OF G N M A I I #MA0756 2.500% 2/20/28 DECEMBER GNMA DUE 1/20/22	(1,608.39)	-	-	1,608.39	(1,649.21)	-	(40.82)
256350023	RCTC 2013 A&B TOLL BDS 2013A&B RSV	01/20/2022			36179MZV5	AMORTIZED PREMIUM ON G N M A I I #MA0756 2.500% 2/20/28 CURRENT YEAR AMORTIZATION	-	-	-	-	(21.15)	-	-
256350023	RCTC 2013 A&B TOLL BDS 2013A&B RSV	01/20/2022			36179NAJ7	INTEREST EARNED ON G N M A I I #MA0909 3.000% 4/20/28 $1 PV ON 57.5000 SHARES DUE 1/20/2022 DECEMBER GNMA DUE 1/20/22	-	-	-	57.50	-	-	-
256350023	RCTC 2013 A&B TOLL BDS 2013A&B RSV	01/20/2022	01/20/2022	01/20/2022	36179NAJ7	PAID DOWN PAR VALUE OF G N M A I I #MA0909 3.000% 4/20/28 DECEMBER GNMA DUE 1/20/22	(635.36)	-	-	635.36	(657.18)	-	(21.82)
256350023	RCTC 2013 A&B TOLL BDS 2013A&B RSV	01/20/2022			36179NAJ7	AMORTIZED PREMIUM ON G N M A I I #MA0909 3.000% 4/20/28 CURRENT YEAR AMORTIZATION	-	-	-	-	(14.57)	-	-
256350023	RCTC 2013 A&B TOLL BDS 2013A&B RSV	01/20/2022			36179NKP2	INTEREST EARNED ON G N M A II #MA1202 2.500% 8/20/28 $1 PV ON 151.9200 SHARES DUE 1/20/2022 P & I DUE 01/20/22	-	-	-	151.92	-	-	-
256350023	RCTC 2013 A&B TOLL BDS 2013A&B RSV	01/20/2022	01/20/2022	01/20/2022	36179NKP2	PAID DOWN PAR VALUE OF G N M A II #MA1202 2.500% 8/20/28 P & I DUE 01/20/22	(2,041.46)	-	-	2,041.46	(2,098.87)	(19.71)	(37.70)
256350023	RCTC 2013 A&B TOLL BDS 2013A&B RSV	01/20/2022			36179NKP2	AMORTIZED PREMIUM ON G N M A II #MA1202 2.500% 8/20/28 CURRENT YEAR AMORTIZATION	-	-	-	-	(35.05)	-	-
256350023	RCTC 2013 A&B TOLL BDS 2013A&B RSV	01/20/2022			36202F2H8	INTEREST EARNED ON G N M A I I #005276 3.000% 1/20/27 $1 PV ON 178.9400 SHARES DUE 1/20/2022 P & I DUE 01/20/22	-	-	-	178.94	-	-	-
256350023	RCTC 2013 A&B TOLL BDS 2013A&B RSV	01/20/2022	01/20/2022	01/20/2022	36202F2H8	PAID DOWN PAR VALUE OF G N M A I I #005276 3.000% 1/20/27 P & I DUE 01/20/22	(2,966.37)	-	-	2,966.37	(2,999.77)	(16.05)	(17.35)
256350023	RCTC 2013 A&B TOLL BDS 2013A&B RSV	01/20/2022			36202F2H8	AMORTIZED PREMIUM ON G N M A I I #005276 3.000% 1/20/27 CURRENT YEAR AMORTIZATION	-	-	-	-	(17.04)	-	-
256350023	RCTC 2013 A&B TOLL BDS 2013A&B RSV	01/20/2022			36202F3H7	INTEREST EARNED ON G N M A I I #005300 3.000% 2/20/27 $1 PV ON 93.9400 SHARES DUE 1/20/2022 DECEMBER GNMA DUE 1/20/22	-	-	-	93.94	-	-	-
256350023	RCTC 2013 A&B TOLL BDS 2013A&B RSV	01/20/2022	01/20/2022	01/20/2022	36202F3H7	PAID DOWN PAR VALUE OF G N M A I I #005300 3.000% 2/20/27 DECEMBER GNMA DUE 1/20/22	(1,273.21)	-	-	1,273.21	(1,308.73)	-	(35.52)
256350023	RCTC 2013 A&B TOLL BDS 2013A&B RSV	01/20/2022			36202F3H7	AMORTIZED PREMIUM ON G N M A I I #005300 3.000% 2/20/27 CURRENT YEAR AMORTIZATION	-	-	-	-	(22.94)	-	-
256350023	RCTC 2013 A&B TOLL BDS 2013A&B RSV	01/20/2022	01/20/2022	01/20/2022	38376TTT9	PAID DOWN PAR VALUE OF G N M A GTD REMIC 3.000% 11/20/39	(619.22)	-	-	619.22	(628.57)	-	(9.35)
256350023	RCTC 2013 A&B TOLL BDS 2013A&B RSV	01/20/2022			38376TTT9	AMORTIZED PREMIUM ON G N M A GTD REMIC 3.000% 11/20/39 CURRENT YEAR AMORTIZATION	-	-	-	-	(2.88)	-	-
256350023	RCTC 2013 A&B TOLL BDS 2013A&B RSV	01/20/2022			38376TTT9	INTEREST EARNED ON G N M A GTD REMIC 3.000% 11/20/39 $1 PV ON 45.6300 SHARES DUE 1/20/2022 $0.00250/PV ON 18,253.95 PV DUE 1/20/22	-	-	-	45.63	-	-	-
256350023	RCTC 2013 A&B TOLL BDS 2013A&B RSV	01/20/2022	01/20/2022	01/20/2022	38377LFC7	PAID DOWN PAR VALUE OF G N M A GTD REMIC 2.500% 12/20/39	(2,546.39)	-	-	2,546.39	(2,568.37)	(21.98)	-
256350023	RCTC 2013 A&B TOLL BDS 2013A&B RSV	01/20/2022			38377LFC7	AMORTIZED PREMIUM ON G N M A GTD REMIC 2.500% 12/20/39 CURRENT YEAR AMORTIZATION	-	-	-	-	(0.84)	-	-
256350023	RCTC 2013 A&B TOLL BDS 2013A&B RSV	01/20/2022			38377LFC7	INTEREST EARNED ON G N M A GTD REMIC 2.500% 12/20/39 $1 PV ON 19.0800 SHARES DUE 1/20/2022 $0.00208/PV ON 9,158.36 PV DUE 1/20/22	-	-	-	19.08	-	-	-
256350023	RCTC 2013 A&B TOLL BDS 2013A&B RSV	01/20/2022	01/20/2022	01/20/2022	38377QKH9	PAID DOWN PAR VALUE OF G N M A GTD REMIC 3.000% 8/20/40	(870.69)	-	-	870.69	(880.16)	-	(9.47)
256350023	RCTC 2013 A&B TOLL BDS 2013A&B RSV	01/20/2022			38377QKH9	AMORTIZED PREMIUM ON G N M A GTD REMIC 3.000% 8/20/40 CURRENT YEAR AMORTIZATION	-	-	-	-	(1.37)	-	-
256350023	RCTC 2013 A&B TOLL BDS 2013A&B RSV	01/20/2022			38377QKH9	INTEREST EARNED ON G N M A GTD REMIC 3.000% 8/20/40 $1 PV ON 31.0900 SHARES DUE 1/20/2022 $0.00250/PV ON 12,437.25 PV DUE 1/20/22	-	-	-	31.09	-	-	-
256350023	RCTC 2013 A&B TOLL BDS 2013A&B RSV	01/20/2022	01/20/2022	01/20/2022	38377RVK8	PAID DOWN PAR VALUE OF G N M A GTD REMIC 3.000% 4/20/39	(1,142.04)	-	-	1,142.04	(564.72)	-	577.32
256350023	RCTC 2013 A&B TOLL BDS 2013A&B RSV	01/20/2022			38377RVK8	INTEREST EARNED ON G N M A GTD REMIC 3.000% 4/20/39 $1 PV ON 84.4500 SHARES DUE 1/20/2022 $0.00250/PV ON 33,782.12 PV DUE 1/20/22	-	-	-	84.45	-	-	-
256350023	RCTC 2013 A&B TOLL BDS 2013A&B RSV	01/20/2022			38377RVK8	AMORTIZED PREMIUM ON G N M A GTD REMIC 3.000% 4/20/39 CURRENT YEAR AMORTIZATION	-	-	-	-	(0.98)	-	-
256350023	RCTC 2013 A&B TOLL BDS 2013A&B RSV	01/20/2022	01/20/2022	01/20/2022	38377YTL4	PAID DOWN PAR VALUE OF G N M A GTD REMIC 2.000% 5/20/40	(520.76)	-	-	520.76	(526.16)	-	(5.40)
256350023	RCTC 2013 A&B TOLL BDS 2013A&B RSV	01/20/2022			38377YTL4	AMORTIZED PREMIUM ON G N M A GTD REMIC 2.000% 5/20/40 CURRENT YEAR AMORTIZATION	-	-	-	-	(1.17)	-	-
256350023	RCTC 2013 A&B TOLL BDS 2013A&B RSV	01/20/2022			38377YTL4	INTEREST EARNED ON G N M A GTD REMIC 2.000% 5/20/40 $1 PV ON 17.9700 SHARES DUE 1/20/2022 $0.00167/PV ON 10,783.99 PV DUE 1/20/22	-	-	-	17.97	-	-	-
256350023	RCTC 2013 A&B TOLL BDS 2013A&B RSV	01/20/2022	01/20/2022	01/20/2022	38378AU90	PAID DOWN PAR VALUE OF G N M A GTD REMIC 3.000% 10/20/26	(2,327.82)	-	-	2,327.82	(2,360.89)	-	(33.07)
256350023	RCTC 2013 A&B TOLL BDS 2013A&B RSV	01/20/2022			38378AU90	AMORTIZED PREMIUM ON G N M A GTD REMIC 3.000% 10/20/26 CURRENT YEAR AMORTIZATION	-	-	-	-	(13.05)	-	-
256350023	RCTC 2013 A&B TOLL BDS 2013A&B RSV	01/20/2022			38378AU90	INTEREST EARNED ON G N M A GTD REMIC 3.000% 10/20/26 $1 PV ON 97.6900 SHARES DUE 1/20/2022 $0.00250/PV ON 39,076.24 PV DUE 1/20/22	-	-	-	97.69	-	-	-
256350023	RCTC 2013 A&B TOLL BDS 2013A&B RSV	01/20/2022	01/20/2022	01/20/2022	38378HAU0	PAID DOWN PAR VALUE OF G N M A GTD REMIC 1.500% 8/20/27	(1,721.61)	-	-	1,721.61	(1,742.68)	(21.07)	-
256350023	RCTC 2013 A&B TOLL BDS 2013A&B RSV	01/20/2022			38378HAU0	INTEREST EARNED ON G N M A GTD REMIC 1.500% 8/20/27 $1 PV ON 53.5200 SHARES DUE 1/20/2022 $0.00125/PV ON 42,814.71 PV DUE 1/20/22	-	-	-	53.52	-	-	-
256350023	RCTC 2013 A&B TOLL BDS 2013A&B RSV	01/20/2022			38378HAU0	AMORTIZED PREMIUM ON G N M A GTD REMIC 1.500% 8/20/27 CURRENT YEAR AMORTIZATION	-	-	-	-	(11.14)	-	-
256350023	RCTC 2013 A&B TOLL BDS 2013A&B RSV	01/20/2022	01/20/2022	01/20/2022	38378JZD7	PAID DOWN PAR VALUE OF G N M A GTD REMIC 1.500% 12/20/40	(797.36)	-	-	797.36	(787.39)	-	9.97
256350023	RCTC 2013 A&B TOLL BDS 2013A&B RSV	01/20/2022			38378JZD7	INTEREST EARNED ON G N M A GTD REMIC 1.500% 12/20/40 $1 PV ON 21.2400 SHARES DUE 1/20/2022 $0.00125/PV ON 16,988.80 PV DUE 1/20/22	-	-	-	21.24	-	-	-
256350023	RCTC 2013 A&B TOLL BDS 2013A&B RSV	01/20/2022	01/20/2022	01/20/2022	38378TAF7	PAID DOWN PAR VALUE OF G N M A GTD REMIC 2.500% 7/20/41	(1,321.43)	-	-	1,321.43	(0.01)	-	1,321.42

RIVERSIDE COUNTY TRANSPORTATION COMMISSION

91 CIP STAMP Portfolio Transaction Report by Account
Quarter ended March 31, 2022

Source Account	Account	Transaction Date	Trade Date	Settlement Date	CUSIP	Description	Units	Price	Miscellaneous Fees	Net Cash Amount	Federal Tax Cost Amount	Short Term Gain/Loss Amount	Long Term Gain/Loss Amount
256350023	RCTC 2013 A&B TOLL BDS 2013A&B RSV	01/20/2022			38378TAF7	INTEREST EARNED ON G N M A GTD REMIC 2.500% 7/20/41 $1 PV ON 113.7300 SHARES DUE 1/20/2022 $0.00208/PV ON 54,591.65 PV DUE 1/20/22	-	-	-	113.73	-	-	-
256350023	RCTC 2013 A&B TOLL BDS 2013A&B RSV	01/20/2022	01/20/2022	01/20/2022	38380AZ34	PAID DOWN PAR VALUE OF G N M A GTD REMIC 3.000% 4/20/46	(2,174.16)	-	-	2,174.16	(2,194.77)	-	(20.61)
256350023	RCTC 2013 A&B TOLL BDS 2013A&B RSV	01/20/2022			38380AZ34	AMORTIZED PREMIUM ON G N M A GTD REMIC 3.000% 4/20/46 CURRENT YEAR AMORTIZATION	-	-	-	-	(6.05)	-	-
256350023	RCTC 2013 A&B TOLL BDS 2013A&B RSV	01/20/2022			38380AZ34	INTEREST EARNED ON G N M A GTD REMIC 3.000% 4/20/46 $1 PV ON 138.9500 SHARES DUE 1/20/2022 $0.00250/PV ON 55,579.48 PV DUE 1/20/22	-	-	-	138.95	-	-	-
256350023	RCTC 2013 A&B TOLL BDS 2013A&B RSV	01/20/2022			912796K81	INTEREST EARNED ON U S TREASURY BILL 1/20/22 $1 PV ON 625000.0000 SHARES DUE 1/20/2022 625,000 PAR VALUE AT 100 %	-	-	-	43.40	-	-	-
256350023	RCTC 2013 A&B TOLL BDS 2013A&B RSV	01/20/2022	01/20/2022	01/20/2022	912796K81	MATURED PAR VALUE OF U S TREASURY BILL 1/20/22 625,000 PAR VALUE AT 100 %	(625,000.00)	1.00	-	624,956.60	(624,956.60)	-	-
256350023	RCTC 2013 A&B TOLL BDS 2013A&B RSV	01/21/2022				CASH DISBURSEMENT TRANSFER TO PRINCIPAL INCOME EARNINGS	-	-	-	(353.77)	-	-	-
256350023	RCTC 2013 A&B TOLL BDS 2013A&B RSV	01/21/2022				CASH RECEIPT TRANSFER FROM INCOME INCOME EARNINGS	-	-	-	353.77	-	-	-
256350023	RCTC 2013 A&B TOLL BDS 2013A&B RSV	01/21/2022	01/21/2022	01/21/2022	31846V401	SOLD UNITS OF FIRST AM GOVT OB FD CL D	(700,793.51)	1.00	-	700,793.51	(700,793.51)	-	-
256350023	RCTC 2013 A&B TOLL BDS 2013A&B RSV	01/21/2022		01/21/2022	91282CDE8	PAID ACCRUED INTEREST ON PURCHASE OF U S TREASURY NT 0.325% 10/31/23	-	-	-	(164.52)	-	-	-
256350023	RCTC 2013 A&B TOLL BDS 2013A&B RSV	01/21/2022	01/20/2022	01/21/2022	91282CDE8	PURCHASED PAR VALUE OF U S TREASURY NT 0.325% 10/31/23 /JPMSUS3X JP MORGAN SEC NY/700,000 PAR VALUE AT 100.08985571 %	700,000.00	1.00	-	(700,628.99)	700,628.99	-	-
256350023	RCTC 2013 A&B TOLL BDS 2013A&B RSV	01/25/2022				CASH DISBURSEMENT TRANSFER TO PRINCIPAL INCOME EARNINGS	-	-	-	(3,895.21)	-	-	-
256350023	RCTC 2013 A&B TOLL BDS 2013A&B RSV	01/25/2022				CASH RECEIPT TRANSFER FROM INCOME INCOME EARNINGS	-	-	-	3,895.21	-	-	-
256350023	RCTC 2013 A&B TOLL BDS 2013A&B RSV	01/25/2022			3132A85Y1	AMORTIZED PREMIUM ON F H L M C #ZS8063 2.500% 9/01/32 CURRENT YEAR AMORTIZATION	-	-	-	-	(93.47)	-	-
256350023	RCTC 2013 A&B TOLL BDS 2013A&B RSV	01/25/2022	01/25/2022	01/25/2022	3132A85Y1	PAID DOWN PAR VALUE OF F H L M C #ZS8063 2.500% 9/01/32 DECEMBER FHLMC DUE 1/25/22	(4,046.58)	-	-	4,046.58	(4,209.54)	-	(162.96)
256350023	RCTC 2013 A&B TOLL BDS 2013A&B RSV	01/25/2022			3132A85Y1	INTEREST EARNED ON F H L M C #ZS8063 2.500% 9/01/32 $1 PV ON 335.2900 SHARES DUE 1/25/2022 DECEMBER FHLMC DUE 1/25/22	-	-	-	335.29	-	-	-
256350023	RCTC 2013 A&B TOLL BDS 2013A&B RSV	01/25/2022			3132AEFC5	AMORTIZED PREMIUM ON F H L M C #ZT1963 3.500% 11/01/30 CURRENT YEAR AMORTIZATION	-	-	-	-	(334.60)	-	-
256350023	RCTC 2013 A&B TOLL BDS 2013A&B RSV	01/25/2022	01/25/2022	01/25/2022	3132AEFC5	PAID DOWN PAR VALUE OF F H L M C #ZT1963 3.500% 11/01/30 DECEMBER FHLMC DUE 1/25/22	(7,953.22)	-	-	7,953.22	(8,383.08)	-	(429.86)
256350023	RCTC 2013 A&B TOLL BDS 2013A&B RSV	01/25/2022			3132AEFC5	INTEREST EARNED ON F H L M C #ZT1963 3.500% 11/01/30 $1 PV ON 928.8700 SHARES DUE 1/25/2022 DECEMBER FHLMC DUE 1/25/22	-	-	-	928.87	-	-	-
256350023	RCTC 2013 A&B TOLL BDS 2013A&B RSV	01/25/2022			3132AEFK7	AMORTIZED PREMIUM ON F H L M C #ZT1970 3.500% 4/01/33 CURRENT YEAR AMORTIZATION	-	-	-	-	(70.47)	-	-
256350023	RCTC 2013 A&B TOLL BDS 2013A&B RSV	01/25/2022	01/25/2022	01/25/2022	3132AEFK7	PAID DOWN PAR VALUE OF F H L M C #ZT1970 3.500% 4/01/33 DECEMBER FHLMC DUE 1/25/22	(1,655.09)	-	-	1,655.09	(1,769.11)	-	(114.02)
256350023	RCTC 2013 A&B TOLL BDS 2013A&B RSV	01/25/2022			3132AEFK7	INTEREST EARNED ON F H L M C #ZT1970 3.500% 4/01/33 $1 PV ON 179.8900 SHARES DUE 1/25/2022 DECEMBER FHLMC DUE 1/25/22	-	-	-	179.89	-	-	-
256350023	RCTC 2013 A&B TOLL BDS 2013A&B RSV	01/25/2022			3136A72D3	INTEREST EARNED ON F N M A GTD REMIC 2.482% 4/25/22 $1 PV ON 85.3100 SHARES DUE 1/25/2022 $0.00207/PV ON 41,246.98 PV DUE 1/25/22	-	-	-	85.31	-	-	-
256350023	RCTC 2013 A&B TOLL BDS 2013A&B RSV	01/25/2022	01/25/2022	01/25/2022	3136A72D3	PAID DOWN PAR VALUE OF F N M A GTD REMIC 2.482% 4/25/22	(7,859.00)	-	-	7,859.00	(0.02)	-	7,858.98
256350023	RCTC 2013 A&B TOLL BDS 2013A&B RSV	01/25/2022			3136A8SX9	AMORTIZED PREMIUM ON F N M A GTD REMIC 1.500% 9/25/27 CURRENT YEAR AMORTIZATION	-	-	-	-	(11.84)	-	-
256350023	RCTC 2013 A&B TOLL BDS 2013A&B RSV	01/25/2022	01/25/2022	01/25/2022	3136A8SX9	PAID DOWN PAR VALUE OF F N M A GTD REMIC 1.500% 9/25/27	(1,560.53)	-	-	1,560.53	(1,581.61)	(21.08)	-
256350023	RCTC 2013 A&B TOLL BDS 2013A&B RSV	01/25/2022			3136A8SX9	INTEREST EARNED ON F N M A GTD REMIC 1.500% 9/25/27 $1 PV ON 41.1000 SHARES DUE 1/25/2022 $0.00125/PV ON 32,880.88 PV DUE 1/25/22	-	-	-	41.10	-	-	-
256350023	RCTC 2013 A&B TOLL BDS 2013A&B RSV	01/25/2022			3136ABNZ2	INTEREST EARNED ON F N M A GTD REMIC 2.000% 11/25/42 $1 PV ON 61.9000 SHARES DUE 1/25/2022 $0.00167/PV ON 37,142.73 PV DUE 1/25/22	-	-	-	61.90	-	-	-
256350023	RCTC 2013 A&B TOLL BDS 2013A&B RSV	01/25/2022			3136ABNZ2	AMORTIZED PREMIUM ON F N M A GTD REMIC 2.000% 11/25/42 CURRENT YEAR AMORTIZATION	-	-	-	-	(8.04)	-	-
256350023	RCTC 2013 A&B TOLL BDS 2013A&B RSV	01/25/2022	01/25/2022	01/25/2022	3136ABNZ2	PAID DOWN PAR VALUE OF F N M A GTD REMIC 2.000% 11/25/42	(1,347.37)	-	-	1,347.37	(1,369.46)	(22.09)	-
256350023	RCTC 2013 A&B TOLL BDS 2013A&B RSV	01/25/2022			3136AC7J4	INTEREST EARNED ON F N M A GTD REMIC 2.596% 3/25/23 $1 PV ON 29764.2300 SHARES DUE 1/25/2022 PENALTY PAYMENT	-	-	-	82.03	-	-	-
256350023	RCTC 2013 A&B TOLL BDS 2013A&B RSV	01/25/2022			3136AC7J4	INTEREST EARNED ON F N M A GTD REMIC 2.596% 3/25/23 $1 PV ON 63.5200 SHARES DUE 1/25/2022 $0.00213/PV ON 29,764.23 PV DUE 1/25/22	-	-	-	63.52	-	-	-
256350023	RCTC 2013 A&B TOLL BDS 2013A&B RSV	01/25/2022	01/25/2022	01/25/2022	3136AC7J4	PAID DOWN PAR VALUE OF F N M A GTD REMIC 2.596% 3/25/23	(5,873.66)	-	-	5,873.66	(5,812.19)	-	61.47
256350023	RCTC 2013 A&B TOLL BDS 2013A&B RSV	01/25/2022			3136ADFF1	INTEREST EARNED ON F N M A GTD REMIC 1.500% 4/25/23 $1 PV ON 24.9000 SHARES DUE 1/25/2022 $0.00125/PV ON 19,918.09 PV DUE 1/25/22	-	-	-	24.90	-	-	-
256350023	RCTC 2013 A&B TOLL BDS 2013A&B RSV	01/25/2022	01/25/2022	01/25/2022	3136ADFF1	PAID DOWN PAR VALUE OF F N M A GTD REMIC 1.500% 4/25/23	(1,682.20)	-	-	1,682.20	(1,658.02)	-	24.18
256350023	RCTC 2013 A&B TOLL BDS 2013A&B RSV	01/25/2022			3136AEY84	AMORTIZED PREMIUM ON F N M A GTD REMIC 1.750% 7/25/28 CURRENT YEAR AMORTIZATION	-	-	-	-	(13.34)	-	-
256350023	RCTC 2013 A&B TOLL BDS 2013A&B RSV	01/25/2022	01/25/2022	01/25/2022	3136AEY84	PAID DOWN PAR VALUE OF F N M A GTD REMIC 1.750% 7/25/28	(1,066.84)	-	-	1,066.84	(1,082.85)	(16.01)	-
256350023	RCTC 2013 A&B TOLL BDS 2013A&B RSV	01/25/2022			3136AEY84	INTEREST EARNED ON F N M A GTD REMIC 1.750% 7/25/28 $1 PV ON 54.4300 SHARES DUE 1/25/2022 $0.00146/PV ON 37,322.88 PV DUE 1/25/22	-	-	-	54.43	-	-	-
256350023	RCTC 2013 A&B TOLL BDS 2013A&B RSV	01/25/2022			3136AHAE0	INTEREST EARNED ON F N M A GTD REMIC 2.623% 4/25/23 $1 PV ON 44.5100 SHARES DUE 1/25/2022 $0.00207/PV ON 21,527.06 PV DUE 1/25/22	-	-	-	44.51	-	-	-

RIVERSIDE COUNTY TRANSPORTATION COMMISSION

91 CIP STAMP Portfolio Transaction Report by Account
Quarter ended March 31, 2022

Source Account	Account	Transaction Date	Trade Date	Settlement Date	CUSIP	Description	Units	Price	Miscellaneous Fees	Net Cash Amount	Federal Tax Cost Amount	Short Term Gain/Loss Amount	Long Term Gain/Loss Amount
256350023	RCTC 2013 A&B TOLL BDS 2013A&B RSV	01/25/2022			3136AHAE0	AMORTIZED PREMIUM ON F N M A GTD REMIC 2.623% 4/25/23 CURRENT YEAR AMORTIZATION	-	-	-	-	(4.71)	-	-
256350023	RCTC 2013 A&B TOLL BDS 2013A&B RSV	01/25/2022	01/25/2022	01/25/2022	3136AHAE0	PAID DOWN PAR VALUE OF F N M A GTD REMIC 2.623% 4/25/23	(29.45)	-	-	29.45	(29.58)	-	(0.13)
256350023	RCTC 2013 A&B TOLL BDS 2013A&B RSV	01/25/2022			3137AWQG3	INTEREST EARNED ON F H L M C MLTCL MT 1.58303% 4/25/22 $1 PV ON 20.8100 SHARES DUE 1/25/2022 $0.00132/PV ON 15,774.21 PV DUE 1/25/22	-	-	-	20.81	-	-	-
256350023	RCTC 2013 A&B TOLL BDS 2013A&B RSV	01/25/2022			3137AWQG3	AMORTIZED PREMIUM ON F H L M C MLTCL MT 1.58303% 4/25/22 CURRENT YEAR AMORTIZATION	-	-	-	-	(5.44)	-	-
256350023	RCTC 2013 A&B TOLL BDS 2013A&B RSV	01/25/2022	01/25/2022	01/25/2022	3137AWQG3	PAID DOWN PAR VALUE OF F H L M C MLTCL MT 1.58303% 4/25/22	(3,783.91)	-	-	3,783.91	(3,789.56)	-	(5.65)
256350023	RCTC 2013 A&B TOLL BDS 2013A&B RSV	01/25/2022			3137B1BS0	INTEREST EARNED ON F H L M C MLTCL MT 2.510% 11/25/22 $1 PV ON 360000.0000 SHARES DUE 1/25/2022	-	-	-	753.00	-	-	-
256350023	RCTC 2013 A&B TOLL BDS 2013A&B RSV	01/25/2022			3137B1U75	INTEREST EARNED ON F H L M C MLTCL MT 3.22404% 1/25/23 $1 PV ON 632.7100 SHARES DUE 1/25/2022 $0.00210/PV ON 301,049.95 PV DUE 1/25/22	-	-	-	632.71	-	-	-
256350023	RCTC 2013 A&B TOLL BDS 2013A&B RSV	01/25/2022			3137B1U75	AMORTIZED PREMIUM ON F H L M C MLTCL MT 3.22404% 1/25/23 CURRENT YEAR AMORTIZATION	-	-	-	-	(121.37)	-	-
256350023	RCTC 2013 A&B TOLL BDS 2013A&B RSV	01/25/2022	01/25/2022	01/25/2022	3137B1U75	PAID DOWN PAR VALUE OF F H L M C MLTCL MT 3.22404% 1/25/23	(998.42)	101.60	-	998.42	(1,019.18)	-	(20.76)
256350023	RCTC 2013 A&B TOLL BDS 2013A&B RSV	01/25/2022			3137B1UG5	INTEREST EARNED ON F H L M C MLTCL MTG 2.637% 1/25/23 $1 PV ON 527.4000 SHARES DUE 1/25/2022 $0.00220/PV ON 240,000.00 PV DUE 1/25/22	-	-	-	527.40	-	-	-
256350023	RCTC 2013 A&B TOLL BDS 2013A&B RSV	01/25/2022			3137B3NW4	INTEREST EARNED ON F H L M C MLTCL MTG 2.778% 9/25/22 $1 PV ON 24.2400 SHARES DUE 1/25/2022 $0.00232/PV ON 10,470.82 PV DUE 1/25/22	-	-	-	24.24	-	-	-
256350023	RCTC 2013 A&B TOLL BDS 2013A&B RSV	01/25/2022			3137B3NW4	AMORTIZED PREMIUM ON F H L M C MLTCL MTG 2.778% 9/25/22 CURRENT YEAR AMORTIZATION	-	-	-	-	(6.65)	-	-
256350023	RCTC 2013 A&B TOLL BDS 2013A&B RSV	01/25/2022	01/25/2022	01/25/2022	3137B3NW4	PAID DOWN PAR VALUE OF F H L M C MLTCL MTG 2.778% 9/25/22	(1,164.07)	-	-	1,164.07	(1,171.77)	(7.70)	-
256350023	RCTC 2013 A&B TOLL BDS 2013A&B RSV	01/25/2022			3137BJQ71	INTEREST EARNED ON F H L M C MLTCL MT 2.76996% 5/25/25 $1 PV ON 403.9600 SHARES DUE 1/25/2022 $0.00231/PV ON 175,000.00 PV DUE 1/25/22	-	-	-	403.96	-	-	-
256350023	RCTC 2013 A&B TOLL BDS 2013A&B RSV	01/25/2022			3137BLAC2	INTEREST EARNED ON F H L M C MLTCL MT 3.284% 6/25/25 $1 PV ON 37000.0000 SHARES DUE 1/25/2022	-	-	-	101.26	-	-	-
256350023	RCTC 2013 A&B TOLL BDS 2013A&B RSV	01/25/2022			3137BLW87	AMORTIZED PREMIUM ON F H L M C MLTCL MTG 2.802% 1/25/25 CURRENT YEAR AMORTIZATION	-	-	-	-	(147.07)	-	-
256350023	RCTC 2013 A&B TOLL BDS 2013A&B RSV	01/25/2022	01/25/2022	01/25/2022	3137BLW87	PAID DOWN PAR VALUE OF F H L M C MLTCL MTG 2.802% 1/25/25	(3,953.15)	-	-	3,953.15	(4,108.16)	(155.01)	-
256350023	RCTC 2013 A&B TOLL BDS 2013A&B RSV	01/25/2022			3137BLW87	INTEREST EARNED ON F H L M C MLTCL MTG 2.802% 1/25/25 $1 PV ON 402.5000 SHARES DUE 1/25/2022 $0.00234/PV ON 172,375.72 PV DUE 1/25/22	-	-	-	402.50	-	-	-
256350023	RCTC 2013 A&B TOLL BDS 2013A&B RSV	01/25/2022			3137BYPQ7	INTEREST EARNED ON F H L M C MLTCL MT 0.44256% 4/25/24 $1 PV ON 498.8100 SHARES DUE 1/25/2022 $0.00242/PV ON 206,049.50 PV DUE 1/25/22	-	-	-	498.81	-	-	-
256350023	RCTC 2013 A&B TOLL BDS 2013A&B RSV	01/25/2022			3137BYPQ7	AMORTIZED PREMIUM ON F H L M C MLTCL MT 0.44256% 4/25/24 CURRENT YEAR AMORTIZATION	-	-	-	-	(269.72)	-	-
256350023	RCTC 2013 A&B TOLL BDS 2013A&B RSV	01/25/2022	01/25/2022	01/25/2022	3137BYPQ7	PAID DOWN PAR VALUE OF F H L M C MLTCL MT 0.44256% 4/25/24	(233.50)	-	-	233.50	(244.41)	-	(10.91)
256350023	RCTC 2013 A&B TOLL BDS 2013A&B RSV	01/25/2022			3137F4CY6	AMORTIZED PREMIUM ON F H L M C MLTCL MT 0.52896% 9/25/24 CURRENT YEAR AMORTIZATION	-	-	-	-	(42.59)	-	-
256350023	RCTC 2013 A&B TOLL BDS 2013A&B RSV	01/25/2022	01/25/2022	01/25/2022	3137F4CY6	PAID DOWN PAR VALUE OF F H L M C MLTCL MT 0.52896% 9/25/24	(15.33)	-	-	15.33	(16.18)	(0.85)	-
256350023	RCTC 2013 A&B TOLL BDS 2013A&B RSV	01/25/2022			3137F4CY6	INTEREST EARNED ON F H L M C MLTCL MT 0.52896% 9/25/24 $1 PV ON 97.3300 SHARES DUE 1/25/2022 $0.00243/PV ON 40,000.00 PV DUE 1/25/22	-	-	-	97.33	-	-	-
256350023	RCTC 2013 A&B TOLL BDS 2013A&B RSV	01/25/2022			3137FYUR5	INTEREST EARNED ON F H L M C MLTCL 0.22993% 8/26/24 $1 PV ON 37.1000 SHARES DUE 1/25/2022 $0.00022/PV ON 172,335.82 PV DUE 1/25/22	-	-	-	37.10	-	-	-
256350023	RCTC 2013 A&B TOLL BDS 2013A&B RSV	01/25/2022	01/20/2022	01/25/2022	3138EJPZ5	PURCHASED PAR VALUE OF F N M A #AL2239 3.370% 7/01/22 /HILLTOP SECURITIES INC./72,858.48 PAR VALUE AT 99.95312831 %	72,858.48	1.00	-	(72,824.33)	72,824.33	-	-
256350023	RCTC 2013 A&B TOLL BDS 2013A&B RSV	01/25/2022		01/25/2022	3138EJPZ5	PAID ACCRUED INTEREST ON PURCHASE OF F N M A #AL2239 3.370% 7/01/22	-	-	-	(163.69)	-	-	-
256350023	RCTC 2013 A&B TOLL BDS 2013A&B RSV	01/25/2022			3138EJPZ5	AMORTIZED PREMIUM ON F N M A #AL2239 3.370% 7/01/22 CURRENT YEAR AMORTIZATION	-	-	-	-	(6.83)	-	-
256350023	RCTC 2013 A&B TOLL BDS 2013A&B RSV	01/25/2022	01/25/2022	01/25/2022	3138EJPZ5	PAID DOWN PAR VALUE OF F N M A #AL2239 3.370% 7/01/22 DECEMBER FNMA DUE 1/25/22	(32.50)	-	-	32.50	(32.69)	-	(0.19)
256350023	RCTC 2013 A&B TOLL BDS 2013A&B RSV	01/25/2022			3138EJPZ5	INTEREST EARNED ON F N M A #AL2239 3.370% 7/01/22 $1 PV ON 28.2900 SHARES DUE 1/25/2022 DECEMBER FNMA DUE 1/25/22	-	-	-	28.29	-	-	-
256350023	RCTC 2013 A&B TOLL BDS 2013A&B RSV	01/25/2022			3138EKXL4	INTEREST EARNED ON F N M A #AL3382 2.351% 3/01/23 $1 PV ON 153805.7400 SHARES DUE 1/25/2022 PREPAYMENT PENALTY	-	-	-	175.26	-	-	-
256350023	RCTC 2013 A&B TOLL BDS 2013A&B RSV	01/25/2022			3138EKXL4	ACCREDITED DISCOUNT ON F N M A #AL3382 2.351% 3/01/23 MARKET DISCOUNT	-	-	-	-	1.94	-	-
256350023	RCTC 2013 A&B TOLL BDS 2013A&B RSV	01/25/2022			3138EKXL4	ACCREDITED DISCOUNT ON F N M A #AL3382 2.351% 3/01/23 MARKET DISCOUNT	-	-	-	-	2.11	-	-
256350023	RCTC 2013 A&B TOLL BDS 2013A&B RSV	01/25/2022			3138EKXL4	ACCREDITED DISCOUNT ON F N M A #AL3382 2.351% 3/01/23 MARKET DISCOUNT	-	-	-	-	2.21	-	-
256350023	RCTC 2013 A&B TOLL BDS 2013A&B RSV	01/25/2022	01/25/2022	01/25/2022	3138EKXL4	PAID DOWN PAR VALUE OF F N M A #AL3382 2.351% 3/01/23 DECEMBER FNMA DUE 1/25/22	(42,812.35)	-	-	42,812.35	(42,805.18)	-	7.17
256350023	RCTC 2013 A&B TOLL BDS 2013A&B RSV	01/25/2022			3138EKXL4	INTEREST EARNED ON F N M A #AL3382 2.351% 3/01/23 $1 PV ON 308.5900 SHARES DUE 1/25/2022 DECEMBER FNMA DUE 1/25/22	-	-	-	308.59	-	-	-
256350023	RCTC 2013 A&B TOLL BDS 2013A&B RSV	01/25/2022			3138ENQD4	AMORTIZED PREMIUM ON F N M A #AL5851 3.500% 10/01/29 CURRENT YEAR AMORTIZATION	-	-	-	-	(27.29)	-	-
256350023	RCTC 2013 A&B TOLL BDS 2013A&B RSV	01/25/2022	01/25/2022	01/25/2022	3138ENQD4	PAID DOWN PAR VALUE OF F N M A #AL5851 3.500% 10/01/29 DECEMBER FNMA DUE 1/25/22	(563.85)	-	-	563.85	(596.63)	(32.78)	-
256350023	RCTC 2013 A&B TOLL BDS 2013A&B RSV	01/25/2022			3138ENQD4	INTEREST EARNED ON F N M A #AL5851 3.500% 10/01/29 $1 PV ON 63.6000 SHARES DUE 1/25/2022 DECEMBER FNMA DUE 1/25/22	-	-	-	63.60	-	-	-

RIVERSIDE COUNTY TRANSPORTATION COMMISSION

91 CIP STAMP Portfolio Transaction Report by Account
Quarter ended March 31, 2022

Source Account	Account	Transaction Date	Trade Date	Settlement Date	CUSIP	Description	Units	Price	Miscellaneous Fees	Net Cash Amount	Federal Tax Cost Amount	Short Term Gain/Loss Amount	Long Term Gain/Loss Amount
256350023	RCTC 2013 A&B TOLL BDS 2013A&B RSV	01/25/2022			3138EQRJ3	AMORTIZED PREMIUM ON F N M A #AL7688 3.500% 11/01/30 CURRENT YEAR AMORTIZATION	-	-	-	-	(53.78)	-	-
256350023	RCTC 2013 A&B TOLL BDS 2013A&B RSV	01/25/2022	01/25/2022	01/25/2022	3138EQRJ3	PAID DOWN PAR VALUE OF F N M A #AL7688 3.500% 11/01/30 DECEMBER FNMA DUE 1/25/22	(1,146.28)	-	-	1,146.28	(1,213.02)	(66.74)	-
256350023	RCTC 2013 A&B TOLL BDS 2013A&B RSV	01/25/2022			3138EQRJ3	INTEREST EARNED ON F N M A #AL7688 3.500% 11/01/30 $1 PV ON 137.6200 SHARES DUE 1/25/2022 DECEMBER FNMA DUE 1/25/22	-	-	-	137.62	-	-	-
256350023	RCTC 2013 A&B TOLL BDS 2013A&B RSV	01/25/2022			3138ETQP4	AMORTIZED PREMIUM ON F N M A #AL8561 3.500% 6/01/31 CURRENT YEAR AMORTIZATION	-	-	-	-	(83.64)	-	-
256350023	RCTC 2013 A&B TOLL BDS 2013A&B RSV	01/25/2022	01/25/2022	01/25/2022	3138ETQP4	PAID DOWN PAR VALUE OF F N M A #AL8561 3.500% 6/01/31 DECEMBER FNMA DUE 1/25/22	(1,960.05)	-	-	1,960.05	(2,088.54)	(128.49)	-
256350023	RCTC 2013 A&B TOLL BDS 2013A&B RSV	01/25/2022			3138ETQP4	INTEREST EARNED ON F N M A #AL8561 3.500% 6/01/31 $1 PV ON 198.7800 SHARES DUE 1/25/2022 DECEMBER FNMA DUE 1/25/22	-	-	-	198.78	-	-	-
256350023	RCTC 2013 A&B TOLL BDS 2013A&B RSV	01/25/2022			3138WEMJ5	AMORTIZED PREMIUM ON F N M A #AS4860 2.500% 5/01/30 CURRENT YEAR AMORTIZATION	-	-	-	-	(52.80)	-	-
256350023	RCTC 2013 A&B TOLL BDS 2013A&B RSV	01/25/2022	01/25/2022	01/25/2022	3138WEMJ5	PAID DOWN PAR VALUE OF F N M A #AS4860 2.500% 5/01/30 DECEMBER FNMA DUE 1/25/22	(1,639.92)	-	-	1,639.92	(1,705.95)	(66.03)	-
256350023	RCTC 2013 A&B TOLL BDS 2013A&B RSV	01/25/2022			3138WEMJ5	INTEREST EARNED ON F N M A #AS4860 2.500% 5/01/30 $1 PV ON 153.4600 SHARES DUE 1/25/2022 DECEMBER FNMA DUE 1/25/22	-	-	-	153.46	-	-	-
256350023	RCTC 2013 A&B TOLL BDS 2013A&B RSV	01/25/2022			3140J8ME0	AMORTIZED PREMIUM ON F N M A #BM3956 3.000% 12/01/32 CURRENT YEAR AMORTIZATION	-	-	-	-	(43.89)	-	-
256350023	RCTC 2013 A&B TOLL BDS 2013A&B RSV	01/25/2022	01/25/2022	01/25/2022	3140J8ME0	PAID DOWN PAR VALUE OF F N M A #BM3956 3.000% 12/01/32 DECEMBER FNMA DUE 1/25/22	(1,506.29)	-	-	1,506.29	(1,589.99)	(83.70)	-
256350023	RCTC 2013 A&B TOLL BDS 2013A&B RSV	01/25/2022			3140J8ME0	INTEREST EARNED ON F N M A #BM3956 3.000% 12/01/32 $1 PV ON 130.5000 SHARES DUE 1/25/2022 DECEMBER FNMA DUE 1/25/22	-	-	-	130.50	-	-	-
256350023	RCTC 2013 A&B TOLL BDS 2013A&B RSV	01/25/2022			3140JAU97	INTEREST EARNED ON F N M A #BM6007 2.596% 6/01/49 $1 PV ON 26908.2300 SHARES DUE 1/25/2022 PREPAYMENT PENALTY	-	-	-	21.01	-	-	-
256350023	RCTC 2013 A&B TOLL BDS 2013A&B RSV	01/25/2022			3140X9VK8	AMORTIZED PREMIUM ON F N M A #FM6017 3.000% 2/01/35 CURRENT YEAR AMORTIZATION	-	-	-	-	(127.32)	-	-
256350023	RCTC 2013 A&B TOLL BDS 2013A&B RSV	01/25/2022	01/25/2022	01/25/2022	3140X9VK8	PAID DOWN PAR VALUE OF F N M A #FM6017 3.000% 2/01/35 DECEMBER FNMA DUE 1/25/22	(2,809.55)	-	-	2,809.55	(2,979.54)	(169.99)	-
256350023	RCTC 2013 A&B TOLL BDS 2013A&B RSV	01/25/2022			3140X9VK8	INTEREST EARNED ON F N M A #FM6017 3.000% 2/01/35 $1 PV ON 397.6000 SHARES DUE 1/25/2022 DECEMBER FNMA DUE 1/25/22	-	-	-	397.60	-	-	-
256350023	RCTC 2013 A&B TOLL BDS 2013A&B RSV	01/25/2022			31418CDH4	AMORTIZED PREMIUM ON F N M A #MA2803 2.500% 11/01/31 CURRENT YEAR AMORTIZATION	-	-	-	-	(111.68)	-	-
256350023	RCTC 2013 A&B TOLL BDS 2013A&B RSV	01/25/2022	01/25/2022	01/25/2022	31418CDH4	PAID DOWN PAR VALUE OF F N M A #MA2803 2.500% 11/01/31 DECEMBER FNMA DUE 1/25/22	(3,726.76)	-	-	3,726.76	(3,888.33)	(161.57)	-
256350023	RCTC 2013 A&B TOLL BDS 2013A&B RSV	01/25/2022			31418CDH4	INTEREST EARNED ON F N M A #MA2803 2.500% 11/01/31 $1 PV ON 346.3600 SHARES DUE 1/25/2022 DECEMBER FNMA DUE 1/25/22	-	-	-	346.36	-	-	-
256350023	RCTC 2013 A&B TOLL BDS 2013A&B RSV	01/25/2022			31418DYF3	AMORTIZED PREMIUM ON F N M A #MA4309 2.000% 3/01/31 CURRENT YEAR AMORTIZATION	-	-	-	-	(115.28)	-	-
256350023	RCTC 2013 A&B TOLL BDS 2013A&B RSV	01/25/2022	01/25/2022	01/25/2022	31418DYF3	PAID DOWN PAR VALUE OF F N M A #MA4309 2.000% 3/01/31 DECEMBER FNMA DUE 1/25/22	(3,993.07)	-	-	3,993.07	(4,117.65)	(124.58)	-
256350023	RCTC 2013 A&B TOLL BDS 2013A&B RSV	01/25/2022			31418DYF3	INTEREST EARNED ON F N M A #MA4309 2.000% 3/01/31 $1 PV ON 377.9800 SHARES DUE 1/25/2022 DECEMBER FNMA DUE 1/25/22	-	-	-	377.98	-	-	-
256350023	RCTC 2013 A&B TOLL BDS 2013A&B RSV	01/25/2022	01/25/2022	01/25/2022	31846V401	PURCHASED UNITS OF FIRST AM GOVT OB FD CL D	653,702.89	1.00	-	(653,702.89)	653,702.89	-	-
256350023	RCTC 2013 A&B TOLL BDS 2013A&B RSV	01/25/2022	01/25/2022	01/25/2022	31846V401	PURCHASED UNITS OF FIRST AM GOVT OB FD CL D	72,077.22	1.00	-	(72,077.22)	72,077.22	-	-
256350023	RCTC 2013 A&B TOLL BDS 2013A&B RSV	01/25/2022	01/25/2022	01/25/2022	912796Q85	MATURED PAR VALUE OF U S TREASURY BILL 1/25/22 625,000 PAR VALUE AT 100 %	(625,000.00)	1.00	-	624,961.81	(624,961.81)	-	-
256350023	RCTC 2013 A&B TOLL BDS 2013A&B RSV	01/25/2022			912796Q85	INTEREST EARNED ON U S TREASURY BILL 1/25/22 $1 PV ON 625000.0000 SHARES DUE 1/25/2022 625,000 PAR VALUE AT 100 %	-	-	-	38.19	-	-	-
256350023	RCTC 2013 A&B TOLL BDS 2013A&B RSV	01/26/2022				CASH DISBURSEMENT TRANSFER TO PRINCIPAL INCOME EARNINGS	-	-	-	(5,164.91)	-	-	-
256350023	RCTC 2013 A&B TOLL BDS 2013A&B RSV	01/26/2022				CASH RECEIPT TRANSFER FROM INCOME INCOME EARNINGS	-	-	-	5,164.91	-	-	-
256350023	RCTC 2013 A&B TOLL BDS 2013A&B RSV	01/26/2022	01/25/2022	01/26/2022	3140JAU97	PAID DOWN PAR VALUE OF F N M A #BM6007 2.596% 6/01/49 P & I DUE 1/25/22	(4,405.64)	-	-	4,405.64	(4,570.67)	-	(165.03)
256350023	RCTC 2013 A&B TOLL BDS 2013A&B RSV	01/26/2022			3140JAU97	INTEREST EARNED ON F N M A #BM6007 2.596% 6/01/49 $1 PV ON 59.8700 SHARES DUE 1/25/2022 P & I DUE 1/25/22	-	-	-	59.87	-	-	-
256350023	RCTC 2013 A&B TOLL BDS 2013A&B RSV	01/26/2022			3140JAU97	AMORTIZED PREMIUM ON F N M A #BM6007 2.596% 6/01/49 CURRENT YEAR AMORTIZATION	-	-	-	-	(2.42)	-	-
256350023	RCTC 2013 A&B TOLL BDS 2013A&B RSV	01/26/2022	01/26/2022	01/26/2022	31846V401	SOLD UNITS OF FIRST AM GOVT OB FD CL D	(58,149.76)	1.00	-	58,149.76	(58,149.76)	-	-
256350023	RCTC 2013 A&B TOLL BDS 2013A&B RSV	01/27/2022	01/27/2022	01/27/2022	31846V401	SOLD UNITS OF FIRST AM GOVT OB FD CL D	(675,843.39)	1.00	-	675,843.39	(675,843.39)	-	-
256350023	RCTC 2013 A&B TOLL BDS 2013A&B RSV	01/27/2022			9128285W6	BOOK VALUE OF U S TREASURY I P 0.84873% 1/15/29 ADJUSTED BY 347.50 UNITS INCREASE TO ADJUST FOR CHANGE IN CPI	-	-	-	-	-	-	-
256350023	RCTC 2013 A&B TOLL BDS 2013A&B RSV	01/27/2022			9128285W6	FED BASIS OF U S TREASURY I P 0.84873% 1/15/29 ADJUSTED BY 347.50 UNITS INCREASE TO ADJUST FOR CHANGE IN CPI	-	-	-	-	347.50	-	-
256350023	RCTC 2013 A&B TOLL BDS 2013A&B RSV	01/27/2022			9128285W6	STATE COST OF U S TREASURY I P 0.84873% 1/15/29 ADJUSTED BY 347.50 UNITS INCREASE TO ADJUST FOR CHANGE IN CPI	-	-	-	-	-	-	-
256350023	RCTC 2013 A&B TOLL BDS 2013A&B RSV	01/27/2022			9128285W6	PAR VALUE OF U S TREASURY I P 0.84873% 1/15/29 ADJUSTED BY 347.5000 UNITS INCREASE TO ADJUST FOR CHANGE IN CPI	347.50	-	-	-	-	-	-
256350023	RCTC 2013 A&B TOLL BDS 2013A&B RSV	01/27/2022	01/26/2022	01/27/2022	91282CDE8	PURCHASED PAR VALUE OF U S TREASURY NT 0.325% 10/31/23 /WFSLUS33 WELLS FARGO CHARL NC/675,000 PAR VALUE AT 100.09791407 %	675,000.00	1.00	-	(675,660.92)	675,660.92	-	-
256350023	RCTC 2013 A&B TOLL BDS 2013A&B RSV	01/27/2022		01/27/2022	91282CDE8	PAID ACCRUED INTEREST ON PURCHASE OF U S TREASURY NT 0.325% 10/31/23	-	-	-	(182.47)	-	-	-
256350023	RCTC 2013 A&B TOLL BDS 2013A&B RSV	01/31/2022	01/31/2022	01/31/2022	31846V401	PURCHASED UNITS OF FIRST AM GOVT OB FD CL D	1,059.77	1.00	-	(1,059.77)	1,059.77	-	-
256350023	RCTC 2013 A&B TOLL BDS 2013A&B RSV	01/31/2022			91282CCQ2	INTEREST EARNED ON U S TREASURY NT 0.00001% 7/31/23 $1 PV ON 2330000.0000 SHARES DUE 1/31/2022	-	-	-	653.69	-	-	-

RIVERSIDE COUNTY TRANSPORTATION COMMISSION

91 CIP STAMP Portfolio Transaction Report by Account
Quarter ended March 31, 2022

Source Account	Account	Transaction Date	Trade Date	Settlement Date	CUSIP	Description	Units	Price	Miscellaneous Fees	Net Cash Amount	Federal Tax Cost Amount	Short Term Gain/Loss Amount	Long Term Gain/Loss Amount
256350023	RCTC 2013 A&B TOLL BDS 2013A&B RSV	01/31/2022			91282CDE8	INTEREST EARNED ON U S TREASURY NT 0.325% 10/31/23 $1 PV ON 1375000.0000 SHARES DUE 1/31/2022	-	-	-	406.08	-	-	-
256350023	RCTC 2013 A&B TOLL BDS 2013A&B RSV	02/01/2022			31846V401	INTEREST EARNED ON FIRST AM GOVT OB FD CL D UNIT ON 0.0000 SHARES DUE 1/31/2022 INTEREST FROM 1/1/22 TO 1/31/22	-	-	-	0.60	-	-	-
256350023	RCTC 2013 A&B TOLL BDS 2013A&B RSV	02/02/2022	02/02/2022	02/02/2022	31846V401	PURCHASED UNITS OF FIRST AM GOVT OB FD CL D	0.60	1.00	-	(0.60)	0.60	-	-
256350023	RCTC 2013 A&B TOLL BDS 2013A&B RSV	02/09/2022	02/09/2022	02/09/2022	31846V401	SOLD UNITS OF FIRST AM GOVT OB FD CL D	(1,068.82)	1.00	-	1,068.82	(1,068.82)	-	-
256350023	RCTC 2013 A&B TOLL BDS 2013A&B RSV	02/09/2022		06/04/2021	38378CRT6	RECEIVED ACCRUED INTEREST ON SALE OF G N M A GTD REMIC 2.000% 10/20/40	-	-	-	2.71	-	-	-
256350023	RCTC 2013 A&B TOLL BDS 2013A&B RSV	02/09/2022	06/01/2021	06/04/2021	38378CRT6	SOLD PAR VALUE OF G N M A GTD REMIC 2.000% 10/20/40 /MORGAN STANLEY & CO. LLC/16,231.36 PAR VALUE AT 100.21877403 %	(16,231.36)	1.00	-	16,266.87	(0.10)	-	16,266.77
256350023	RCTC 2013 A&B TOLL BDS 2013A&B RSV	02/09/2022		06/04/2021	38378CRT6	RECEIVED ACCRUED INTEREST ON SALE OF G N M A GTD REMIC 2.000% 10/20/40	-	-	-	(2.88)	-	-	-
256350023	RCTC 2013 A&B TOLL BDS 2013A&B RSV	02/09/2022	06/01/2021	06/04/2021	38378CRT6	SOLD -REV PAR VALUE OF G N M A GTD REMIC 2.000% 10/20/40 /MSNYUS33 MORGAN STANLEY NY/17,297.68 PAR VALUE AT 100.21875766 %	17,297.68	1.00	-	(17,335.52)	0.11	-	(17,335.41)
256350023	RCTC 2013 A&B TOLL BDS 2013A&B RSV	02/09/2022			38378CRT6	PAR VALUE OF G N M A GTD REMIC 2.000% 10/20/40 ADJUSTED BY -0.0300	(0.03)	-	-	-	-	-	-
256350023	RCTC 2013 A&B TOLL BDS 2013A&B RSV	02/11/2022			9128285W6	PAR VALUE OF U S TREASURY I P 0.84873% 1/15/29 ADJUSTED BY 232.5000 UNITS INCREASE TO ADJUST FOR CHANGE IN CPI	232.50	-	-	-	-	-	-
256350023	RCTC 2013 A&B TOLL BDS 2013A&B RSV	02/11/2022			9128285W6	BOOK VALUE OF U S TREASURY I P 0.84873% 1/15/29 ADJUSTED BY 232.50 UNITS INCREASE TO ADJUST FOR CHANGE IN CPI	-	-	-	-	-	-	-
256350023	RCTC 2013 A&B TOLL BDS 2013A&B RSV	02/11/2022			9128285W6	FED BASIS OF U S TREASURY I P 0.84873% 1/15/29 ADJUSTED BY 232.50 UNITS INCREASE TO ADJUST FOR CHANGE IN CPI	-	-	-	-	232.50	-	-
256350023	RCTC 2013 A&B TOLL BDS 2013A&B RSV	02/11/2022			9128285W6	STATE COST OF U S TREASURY I P 0.84873% 1/15/29 ADJUSTED BY 232.50 UNITS INCREASE TO ADJUST FOR CHANGE IN CPI	-	-	-	-	-	-	-
256350023	RCTC 2013 A&B TOLL BDS 2013A&B RSV	02/14/2022				CASH DISBURSEMENT TRANSFER TO PRINCIPAL INCOME EARNINGS	-	-	-	(391.90)	-	-	-
256350023	RCTC 2013 A&B TOLL BDS 2013A&B RSV	02/14/2022				CASH RECEIPT TRANSFER FROM INCOME INCOME EARNINGS	-	-	-	391.90	-	-	-
256350023	RCTC 2013 A&B TOLL BDS 2013A&B RSV	02/14/2022			3134GWND4	INTEREST EARNED ON F H L M C M T N 0.600% 8/12/25 $1 PV ON 300000.0000 SHARES DUE 2/12/2022	-	-	-	900.00	-	-	-
256350023	RCTC 2013 A&B TOLL BDS 2013A&B RSV	02/14/2022	02/14/2022	02/14/2022	31846V401	PURCHASED UNITS OF FIRST AM GOVT OB FD CL D	900.00	1.00	-	(900.00)	900.00	-	-
256350023	RCTC 2013 A&B TOLL BDS 2013A&B RSV	02/15/2022				CASH DISBURSEMENT TRANSFER TO PRINCIPAL INCOME EARNINGS	-	-	-	(374.57)	-	-	-
256350023	RCTC 2013 A&B TOLL BDS 2013A&B RSV	02/15/2022				CASH RECEIPT TRANSFER FROM INCOME INCOME EARNINGS	-	-	-	374.57	-	-	-
256350023	RCTC 2013 A&B TOLL BDS 2013A&B RSV	02/15/2022			3137B5A60	INTEREST EARNED ON F H L M C MLTCL MTG 2.500% 10/15/28 $1 PV ON 17.6300 SHARES DUE 2/15/2022 $0.00208/PV ON 8,461.48 PV DUE 2/15/22	-	-	-	17.63	-	-	-
256350023	RCTC 2013 A&B TOLL BDS 2013A&B RSV	02/15/2022	02/15/2022	02/15/2022	3137B5A60	PAID DOWN PAR VALUE OF F H L M C MLTCL MTG 2.500% 10/15/28	(376.70)	-	-	376.70	(372.46)	-	4.24
256350023	RCTC 2013 A&B TOLL BDS 2013A&B RSV	02/15/2022	02/15/2022	02/15/2022	31846V401	PURCHASED UNITS OF FIRST AM GOVT OB FD CL D	1,487.16	1.00	-	(1,487.16)	1,487.16	-	-
256350023	RCTC 2013 A&B TOLL BDS 2013A&B RSV	02/15/2022			36176XQB8	AMORTIZED PREMIUM ON G N M A #779250 3.000% 5/15/27 CURRENT YEAR AMORTIZATION	-	-	-	-	(34.47)	-	-
256350023	RCTC 2013 A&B TOLL BDS 2013A&B RSV	02/15/2022	02/15/2022	02/15/2022	36176XQB8	PAID DOWN PAR VALUE OF G N M A #779250 3.000% 5/15/27 JANUARY GNMA DUE 2/15/22	(735.89)	-	-	735.89	(759.71)	(23.82)	-
256350023	RCTC 2013 A&B TOLL BDS 2013A&B RSV	02/15/2022			36176XQB8	INTEREST EARNED ON G N M A #779250 3.000% 5/15/27 $1 PV ON 75.6900 SHARES DUE 2/15/2022 JANUARY GNMA DUE 2/15/22	-	-	-	75.69	-	-	-
256350023	RCTC 2013 A&B TOLL BDS 2013A&B RSV	02/15/2022			91282CAE1	INTEREST EARNED ON U S TREASURY NT 0.625% 8/15/30 $1 PV ON 90000.0000 SHARES DUE 2/15/2022	-	-	-	281.25	-	-	-
256350023	RCTC 2013 A&B TOLL BDS 2013A&B RSV	02/16/2022				CASH RECEIPT TRANSFER FROM INCOME INCOME EARNINGS	-	-	-	1,367.94	-	-	-
256350023	RCTC 2013 A&B TOLL BDS 2013A&B RSV	02/16/2022				CASH DISBURSEMENT TRANSFER TO PRINCIPAL INCOME EARNINGS	-	-	-	(1,367.94)	-	-	-
256350023	RCTC 2013 A&B TOLL BDS 2013A&B RSV	02/16/2022	02/16/2022	02/16/2022	31846V401	PURCHASED UNITS OF FIRST AM GOVT OB FD CL D	7,179.68	1.00	-	(7,179.68)	7,179.68	-	-
256350023	RCTC 2013 A&B TOLL BDS 2013A&B RSV	02/16/2022			38375XCM4	INTEREST EARNED ON G N M A GTD REMIC 5.000% 11/16/37 $1 PV ON 10.5700 SHARES DUE 2/16/2022 $0.00417/PV ON 2,536.39 PV DUE 2/16/22	-	-	-	10.57	-	-	-
256350023	RCTC 2013 A&B TOLL BDS 2013A&B RSV	02/16/2022			38375XCM4	AMORTIZED PREMIUM ON G N M A GTD REMIC 5.000% 11/16/37 CURRENT YEAR AMORTIZATION	-	-	-	-	(0.79)	-	-
256350023	RCTC 2013 A&B TOLL BDS 2013A&B RSV	02/16/2022	02/16/2022	02/16/2022	38375XCM4	PAID DOWN PAR VALUE OF G N M A GTD REMIC 5.000% 11/16/37	(1,365.54)	-	-	1,365.54	(1,387.24)	-	(21.70)
256350023	RCTC 2013 A&B TOLL BDS 2013A&B RSV	02/16/2022			38376T5Z1	AMORTIZED PREMIUM ON G N M A GTD REMIC 3.000% 1/16/39 CURRENT YEAR AMORTIZATION	-	-	-	-	(6.92)	-	-
256350023	RCTC 2013 A&B TOLL BDS 2013A&B RSV	02/16/2022			38376T5Z1	INTEREST EARNED ON G N M A GTD REMIC 3.000% 1/16/39 $1 PV ON 108.8800 SHARES DUE 2/16/2022 $0.00250/PV ON 43,554.99 PV DUE 2/16/22	-	-	-	108.88	-	-	-
256350023	RCTC 2013 A&B TOLL BDS 2013A&B RSV	02/16/2022	02/16/2022	02/16/2022	38376T5Z1	PAID DOWN PAR VALUE OF G N M A GTD REMIC 3.000% 1/16/39	(1,299.57)	-	-	1,299.57	(352.53)	(10.53)	957.57
256350023	RCTC 2013 A&B TOLL BDS 2013A&B RSV	02/16/2022			38378KRS0	INTEREST EARNED ON G N M A GTD REMIC 2.38858% 7/16/43 $1 PV ON 69.3700 SHARES DUE 2/16/2022 $0.00199/PV ON 34,851.57 PV DUE 2/16/22	-	-	-	69.37	-	-	-
256350023	RCTC 2013 A&B TOLL BDS 2013A&B RSV	02/16/2022	02/16/2022	02/16/2022	38378KRS0	PAID DOWN PAR VALUE OF G N M A GTD REMIC 2.38858% 7/16/43	(536.39)	-	-	536.39	(517.87)	-	18.52
256350023	RCTC 2013 A&B TOLL BDS 2013A&B RSV	02/16/2022			38378KSL4	INTEREST EARNED ON G N M A GTD REMIC 2.604% 12/16/46 $1 PV ON 922.3400 SHARES DUE 2/16/2022 $0.00217/PV ON 425,000.00 PV DUE 2/16/22	-	-	-	922.34	-	-	-
256350023	RCTC 2013 A&B TOLL BDS 2013A&B RSV	02/16/2022			38378KXW4	INTEREST EARNED ON G N M A GTD REMIC 1.705% 2/16/37 $1 PV ON 64.8100 SHARES DUE 2/16/2022 $0.00142/PV ON 45,612.98 PV DUE 2/16/22	-	-	-	64.81	-	-	-
256350023	RCTC 2013 A&B TOLL BDS 2013A&B RSV	02/16/2022	02/16/2022	02/16/2022	38378KXW4	PAID DOWN PAR VALUE OF G N M A GTD REMIC 1.705% 2/16/37	(497.29)	-	-	497.29	-	-	497.29

RIVERSIDE COUNTY TRANSPORTATION COMMISSION

91 CIP STAMP Portfolio Transaction Report by Account
Quarter ended March 31, 2022

Source Account	Account	Transaction Date	Trade Date	Settlement Date	CUSIP	Description	Units	Price	Miscellaneous Fees	Net Cash Amount	Federal Tax Cost Amount	Short Term Gain/Loss Amount	Long Term Gain/Loss Amount
256350023	RCTC 2013 A&B TOLL BDS 2013A&B RSV	02/16/2022			38378VC45	INTEREST EARNED ON G N M A GTD REMIC 2.250% 12/16/41 $1 PV ON 106.2800 SHARES DUE 2/16/2022 $0.00188/PV ON 56,681.16 PV DUE 2/16/22	-	-	-	106.28	-	-	-
256350023	RCTC 2013 A&B TOLL BDS 2013A&B RSV	02/16/2022	02/16/2022	02/16/2022	38378VC45	PAID DOWN PAR VALUE OF G N M A GTD REMIC 2.250% 12/16/41	(2,033.90)	-	-	2,033.90	(1,960.49)	-	73.41
256350023	RCTC 2013 A&B TOLL BDS 2013A&B RSV	02/16/2022			38379KDN5	INTEREST EARNED ON G N M A GTD REMIC 2.381% 9/16/55 $1 PV ON 85.6900 SHARES DUE 2/16/2022 $0.00208/PV ON 41,253.08 PV DUE 2/16/22	-	-	-	85.69	-	-	-
256350023	RCTC 2013 A&B TOLL BDS 2013A&B RSV	02/16/2022	02/16/2022	02/16/2022	38379KDN5	PAID DOWN PAR VALUE OF G N M A GTD REMIC 2.381% 9/16/55	(79.05)	-	-	79.05	(77.03)	-	2.02
256350023	RCTC 2013 A&B TOLL BDS 2013A&B RSV	02/22/2022				CASH DISBURSEMENT TRANSFER TO PRINCIPAL INCOME EARNINGS	-	-	-	(832.15)	-	-	-
256350023	RCTC 2013 A&B TOLL BDS 2013A&B RSV	02/22/2022				CASH RECEIPT TRANSFER FROM INCOME INCOME EARNINGS	-	-	-	832.15	-	-	-
256350023	RCTC 2013 A&B TOLL BDS 2013A&B RSV	02/22/2022	02/22/2022	02/22/2022	31846V401	PURCHASED UNITS OF FIRST AM GOVT OB FD CL D	17,595.57	1.00	-	(17,595.57)	17,595.57	-	-
256350023	RCTC 2013 A&B TOLL BDS 2013A&B RSV	02/22/2022	02/22/2022	02/22/2022	31846V401	PURCHASED UNITS OF FIRST AM GOVT OB FD CL D	7,523.63	1.00	-	(7,523.63)	7,523.63	-	-
256350023	RCTC 2013 A&B TOLL BDS 2013A&B RSV	02/22/2022			36179MEK2	AMORTIZED PREMIUM ON G N M A I I #MA0138 2.500% 6/20/27 CURRENT YEAR AMORTIZATION	-	-	-	-	(125.05)	-	-
256350023	RCTC 2013 A&B TOLL BDS 2013A&B RSV	02/22/2022	02/20/2022	02/22/2022	36179MEK2	PAID DOWN PAR VALUE OF G N M A I I #MA0138 2.500% 6/20/27 P & I DUE 2/20/22	(2,334.21)	-	-	2,334.21	(2,357.40)	-	(23.19)
256350023	RCTC 2013 A&B TOLL BDS 2013A&B RSV	02/22/2022			36179MEK2	INTEREST EARNED ON G N M A I I #MA0138 2.500% 6/20/27 $1 PV ON 114.8900 SHARES DUE 2/20/2022 P & I DUE 2/20/22	-	-	-	114.89	-	-	-
256350023	RCTC 2013 A&B TOLL BDS 2013A&B RSV	02/22/2022			36179MZV5	AMORTIZED PREMIUM ON G N M A I I #MA0756 2.500% 2/20/28 CURRENT YEAR AMORTIZATION	-	-	-	-	(32.72)	-	-
256350023	RCTC 2013 A&B TOLL BDS 2013A&B RSV	02/22/2022	02/20/2022	02/22/2022	36179MZV5	PAID DOWN PAR VALUE OF G N M A I I #MA0756 2.500% 2/20/28 JANUARY GNMA DUE 2/20/22	(1,066.35)	-	-	1,066.35	(1,092.63)	-	(26.28)
256350023	RCTC 2013 A&B TOLL BDS 2013A&B RSV	02/22/2022			36179MZV5	INTEREST EARNED ON G N M A I I #MA0756 2.500% 2/20/28 $1 PV ON 92.0300 SHARES DUE 2/20/2022 JANUARY GNMA DUE 2/20/22	-	-	-	92.03	-	-	-
256350023	RCTC 2013 A&B TOLL BDS 2013A&B RSV	02/22/2022			36179NAJ7	INTEREST EARNED ON G N M A I I #MA0909 3.000% 4/20/28 $1 PV ON 55.9100 SHARES DUE 2/20/2022 JANUARY GNMA DUE 2/20/22	-	-	-	55.91	-	-	-
256350023	RCTC 2013 A&B TOLL BDS 2013A&B RSV	02/22/2022			36179NAJ7	AMORTIZED PREMIUM ON G N M A I I #MA0909 3.000% 4/20/28 CURRENT YEAR AMORTIZATION	-	-	-	-	(22.66)	-	-
256350023	RCTC 2013 A&B TOLL BDS 2013A&B RSV	02/22/2022	02/20/2022	02/22/2022	36179NAJ7	PAID DOWN PAR VALUE OF G N M A I I #MA0909 3.000% 4/20/28 JANUARY GNMA DUE 2/20/22	(589.49)	-	-	589.49	(609.13)	-	(19.64)
256350023	RCTC 2013 A&B TOLL BDS 2013A&B RSV	02/22/2022			36179NKP2	AMORTIZED PREMIUM ON G N M A II #MA1202 2.500% 8/20/28 CURRENT YEAR AMORTIZATION	-	-	-	-	(54.64)	-	-
256350023	RCTC 2013 A&B TOLL BDS 2013A&B RSV	02/22/2022	02/20/2022	02/22/2022	36179NKP2	PAID DOWN PAR VALUE OF G N M A II #MA1202 2.500% 8/20/28 P & I DUE 2/20/22	(1,549.39)	-	-	1,549.39	(1,591.76)	(14.54)	(27.83)
256350023	RCTC 2013 A&B TOLL BDS 2013A&B RSV	02/22/2022			36179NKP2	INTEREST EARNED ON G N M A II #MA1202 2.500% 8/20/28 $1 PV ON 147.6700 SHARES DUE 2/20/2022 P & I DUE 2/20/22	-	-	-	147.67	-	-	-
256350023	RCTC 2013 A&B TOLL BDS 2013A&B RSV	02/22/2022			36202F2H8	AMORTIZED PREMIUM ON G N M A I I #005276 3.000% 1/20/27 CURRENT YEAR AMORTIZATION	-	-	-	-	(26.09)	-	-
256350023	RCTC 2013 A&B TOLL BDS 2013A&B RSV	02/22/2022	02/20/2022	02/22/2022	36202F2H8	PAID DOWN PAR VALUE OF G N M A I I #005276 3.000% 1/20/27 P & I DUE 02/20/22	(3,205.95)	-	-	3,205.95	(3,240.85)	(16.73)	(18.17)
256350023	RCTC 2013 A&B TOLL BDS 2013A&B RSV	02/22/2022			36202F2H8	INTEREST EARNED ON G N M A I I #005276 3.000% 1/20/27 $1 PV ON 171.5200 SHARES DUE 2/20/2022 P & I DUE 02/20/22	-	-	-	171.52	-	-	-
256350023	RCTC 2013 A&B TOLL BDS 2013A&B RSV	02/22/2022			36202F3H7	AMORTIZED PREMIUM ON G N M A I I #005300 3.000% 2/20/27 CURRENT YEAR AMORTIZATION	-	-	-	-	(35.35)	-	-
256350023	RCTC 2013 A&B TOLL BDS 2013A&B RSV	02/22/2022	02/20/2022	02/22/2022	36202F3H7	PAID DOWN PAR VALUE OF G N M A I I #005300 3.000% 2/20/27 JANUARY GNMA DUE 2/20/22	(1,278.64)	-	-	1,278.64	(1,313.06)	-	(34.42)
256350023	RCTC 2013 A&B TOLL BDS 2013A&B RSV	02/22/2022			36202F3H7	INTEREST EARNED ON G N M A I I #005300 3.000% 2/20/27 $1 PV ON 90.7500 SHARES DUE 2/20/2022 JANUARY GNMA DUE 2/20/22	-	-	-	90.75	-	-	-
256350023	RCTC 2013 A&B TOLL BDS 2013A&B RSV	02/22/2022			38376TTT9	INTEREST EARNED ON G N M A GTD REMIC 3.000% 11/20/39 $1 PV ON 44.0900 SHARES DUE 2/20/2022 $0.00250/PV ON 17,634.73 PV DUE 2/20/22	-	-	-	44.09	-	-	-
256350023	RCTC 2013 A&B TOLL BDS 2013A&B RSV	02/22/2022			38376TTT9	AMORTIZED PREMIUM ON G N M A GTD REMIC 3.000% 11/20/39 CURRENT YEAR AMORTIZATION	-	-	-	-	(4.17)	-	-
256350023	RCTC 2013 A&B TOLL BDS 2013A&B RSV	02/22/2022	02/20/2022	02/22/2022	38376TTT9	PAID DOWN PAR VALUE OF G N M A GTD REMIC 3.000% 11/20/39	(603.39)	-	-	603.39	(612.35)	-	(8.96)
256350023	RCTC 2013 A&B TOLL BDS 2013A&B RSV	02/22/2022	02/20/2022	02/22/2022	38377LFC7	PAID DOWN PAR VALUE OF G N M A GTD REMIC 2.500% 12/20/39	(2,161.15)	-	-	2,161.15	(2,179.51)	-	(18.36)
256350023	RCTC 2013 A&B TOLL BDS 2013A&B RSV	02/22/2022			38377LFC7	INTEREST EARNED ON G N M A GTD REMIC 2.500% 12/20/39 $1 PV ON 13.7700 SHARES DUE 2/20/2022 $0.00208/PV ON 6,611.97 PV DUE 2/20/22	-	-	-	13.77	-	-	-
256350023	RCTC 2013 A&B TOLL BDS 2013A&B RSV	02/22/2022			38377LFC7	AMORTIZED PREMIUM ON G N M A GTD REMIC 2.500% 12/20/39 CURRENT YEAR AMORTIZATION	-	-	-	-	(0.91)	-	-
256350023	RCTC 2013 A&B TOLL BDS 2013A&B RSV	02/22/2022			38377QKH9	INTEREST EARNED ON G N M A GTD REMIC 3.000% 8/20/40 $1 PV ON 28.9200 SHARES DUE 2/20/2022 $0.00250/PV ON 11,566.56 PV DUE 2/20/22	-	-	-	28.92	-	-	-
256350023	RCTC 2013 A&B TOLL BDS 2013A&B RSV	02/22/2022			38377QKH9	AMORTIZED PREMIUM ON G N M A GTD REMIC 3.000% 8/20/40 CURRENT YEAR AMORTIZATION	-	-	-	-	(1.91)	-	-
256350023	RCTC 2013 A&B TOLL BDS 2013A&B RSV	02/22/2022	02/20/2022	02/22/2022	38377QKH9	PAID DOWN PAR VALUE OF G N M A GTD REMIC 3.000% 8/20/40	(762.40)	-	-	762.40	(770.56)	-	(8.16)
256350023	RCTC 2013 A&B TOLL BDS 2013A&B RSV	02/22/2022			38377RVK8	AMORTIZED PREMIUM ON G N M A GTD REMIC 3.000% 4/20/39 CURRENT YEAR AMORTIZATION	-	-	-	-	(1.42)	-	-
256350023	RCTC 2013 A&B TOLL BDS 2013A&B RSV	02/22/2022			38377RVK8	INTEREST EARNED ON G N M A GTD REMIC 3.000% 4/20/39 $1 PV ON 81.6100 SHARES DUE 2/20/2022 $0.00250/PV ON 32,640.08 PV DUE 2/20/22	-	-	-	81.61	-	-	-
256350023	RCTC 2013 A&B TOLL BDS 2013A&B RSV	02/22/2022	02/20/2022	02/22/2022	38377RVK8	PAID DOWN PAR VALUE OF G N M A GTD REMIC 3.000% 4/20/39	(1,137.11)	-	-	1,137.11	(562.23)	-	574.88
256350023	RCTC 2013 A&B TOLL BDS 2013A&B RSV	02/22/2022			38377YTL4	INTEREST EARNED ON G N M A GTD REMIC 2.000% 5/20/40 $1 PV ON 17.1100 SHARES DUE 2/20/2022 $0.00167/PV ON 10,263.23 PV DUE 2/20/22	-	-	-	17.11	-	-	-
256350023	RCTC 2013 A&B TOLL BDS 2013A&B RSV	02/22/2022			38377YTL4	AMORTIZED PREMIUM ON G N M A GTD REMIC 2.000% 5/20/40 CURRENT YEAR AMORTIZATION	-	-	-	-	(1.67)	-	-

RIVERSIDE COUNTY TRANSPORTATION COMMISSION

91 CIP STAMP Portfolio Transaction Report by Account
Quarter ended March 31, 2022

Source Account	Account	Transaction Date	Trade Date	Settlement Date	CUSIP	Description	Units	Price	Miscellaneous Fees	Net Cash Amount	Federal Tax Cost Amount	Short Term Gain/Loss Amount	Long Term Gain/Loss Amount
256350023	RCTC 2013 A&B TOLL BDS 2013A&B RSV	02/22/2022	02/20/2022	02/22/2022	38377YTL4	PAID DOWN PAR VALUE OF G N M A GTD REMIC 2.000% 5/20/40	(490.62)	-	-	490.62	(495.63)	-	(5.01)
256350023	RCTC 2013 A&B TOLL BDS 2013A&B RSV	02/22/2022			38378AU90	INTEREST EARNED ON G N M A GTD REMIC 3.000% 10/20/26 $1 PV ON 91.8700 SHARES DUE 2/20/2022 $0.00250/PV ON 36,748.42 PV DUE 2/20/22	-	-	-	91.87	-	-	-
256350023	RCTC 2013 A&B TOLL BDS 2013A&B RSV	02/22/2022			38378AU90	AMORTIZED PREMIUM ON G N M A GTD REMIC 3.000% 10/20/26 CURRENT YEAR AMORTIZATION	-	-	-	-	(19.58)	-	-
256350023	RCTC 2013 A&B TOLL BDS 2013A&B RSV	02/22/2022	02/20/2022	02/22/2022	38378AU90	PAID DOWN PAR VALUE OF G N M A GTD REMIC 3.000% 10/20/26	(2,765.26)	-	-	2,765.26	(2,803.07)	-	(37.81)
256350023	RCTC 2013 A&B TOLL BDS 2013A&B RSV	02/22/2022			38378HAU0	AMORTIZED PREMIUM ON G N M A GTD REMIC 1.500% 8/20/27 CURRENT YEAR AMORTIZATION	-	-	-	-	(17.10)	-	-
256350023	RCTC 2013 A&B TOLL BDS 2013A&B RSV	02/22/2022			38378HAU0	INTEREST EARNED ON G N M A GTD REMIC 1.500% 8/20/27 $1 PV ON 51.3600 SHARES DUE 2/20/2022 $0.00125/PV ON 41,093.10 PV DUE 2/20/22	-	-	-	51.36	-	-	-
256350023	RCTC 2013 A&B TOLL BDS 2013A&B RSV	02/22/2022	02/20/2022	02/22/2022	38378HAU0	PAID DOWN PAR VALUE OF G N M A GTD REMIC 1.500% 8/20/27	(1,360.88)	-	-	1,360.88	(1,376.97)	(5.50)	(10.59)
256350023	RCTC 2013 A&B TOLL BDS 2013A&B RSV	02/22/2022			38378JZD7	INTEREST EARNED ON G N M A GTD REMIC 1.500% 12/20/40 $1 PV ON 20.2400 SHARES DUE 2/20/2022 $0.00125/PV ON 16,191.44 PV DUE 2/20/22	-	-	-	20.24	-	-	-
256350023	RCTC 2013 A&B TOLL BDS 2013A&B RSV	02/22/2022	02/20/2022	02/22/2022	38378JZD7	PAID DOWN PAR VALUE OF G N M A GTD REMIC 1.500% 12/20/40	(785.36)	-	-	785.36	(775.54)	-	9.82
256350023	RCTC 2013 A&B TOLL BDS 2013A&B RSV	02/22/2022			38378TAF7	INTEREST EARNED ON G N M A GTD REMIC 2.500% 7/20/41 $1 PV ON 110.9800 SHARES DUE 2/20/2022 $0.00208/PV ON 53,270.22 PV DUE 2/20/22	-	-	-	110.98	-	-	-
256350023	RCTC 2013 A&B TOLL BDS 2013A&B RSV	02/22/2022	02/20/2022	02/22/2022	38378TAF7	PAID DOWN PAR VALUE OF G N M A GTD REMIC 2.500% 7/20/41	(2,041.04)	-	-	2,041.04	(0.01)	-	2,041.03
256350023	RCTC 2013 A&B TOLL BDS 2013A&B RSV	02/22/2022			38380AZ34	INTEREST EARNED ON G N M A GTD REMIC 3.000% 4/20/46 $1 PV ON 133.5100 SHARES DUE 2/20/2022 $0.00250/PV ON 53,405.32 PV DUE 2/20/22	-	-	-	133.51	-	-	-
256350023	RCTC 2013 A&B TOLL BDS 2013A&B RSV	02/22/2022			38380AZ34	AMORTIZED PREMIUM ON G N M A GTD REMIC 3.000% 4/20/46 CURRENT YEAR AMORTIZATION	-	-	-	-	(8.09)	-	-
256350023	RCTC 2013 A&B TOLL BDS 2013A&B RSV	02/22/2022	02/20/2022	02/22/2022	38380AZ34	PAID DOWN PAR VALUE OF G N M A GTD REMIC 3.000% 4/20/46	(1,721.73)	-	-	1,721.73	(1,737.79)	-	(16.06)
256350023	RCTC 2013 A&B TOLL BDS 2013A&B RSV	02/23/2022				CASH DISBURSEMENT TRANSFER TO PRINCIPAL INCOME EARNINGS	-	-	-	(434.08)	-	-	-
256350023	RCTC 2013 A&B TOLL BDS 2013A&B RSV	02/23/2022				CASH RECEIPT TRANSFER FROM INCOME INCOME EARNINGS	-	-	-	434.08	-	-	-
256350023	RCTC 2013 A&B TOLL BDS 2013A&B RSV	02/24/2022			9128285W6	BOOK VALUE OF U S TREASURY I P 0.84873% 1/15/29 ADJUSTED BY 196.25 UNITS INCREASE TO ADJUST FOR CHANGE IN CPI	-	-	-	-	-	-	-
256350023	RCTC 2013 A&B TOLL BDS 2013A&B RSV	02/24/2022			9128285W6	FED BASIS OF U S TREASURY I P 0.84873% 1/15/29 ADJUSTED BY 196.25 UNITS INCREASE TO ADJUST FOR CHANGE IN CPI	-	-	-	-	196.25	-	-
256350023	RCTC 2013 A&B TOLL BDS 2013A&B RSV	02/24/2022			9128285W6	STATE COST OF U S TREASURY I P 0.84873% 1/15/29 ADJUSTED BY 196.25 UNITS INCREASE TO ADJUST FOR CHANGE IN CPI	-	-	-	-	-	-	-
256350023	RCTC 2013 A&B TOLL BDS 2013A&B RSV	02/24/2022			9128285W6	PAR VALUE OF U S TREASURY I P 0.84873% 1/15/29 ADJUSTED BY 196.2500 UNITS INCREASE TO ADJUST FOR CHANGE IN CPI	196.25	-	-	-	-	-	-
256350023	RCTC 2013 A&B TOLL BDS 2013A&B RSV	02/25/2022				CASH DISBURSEMENT TRANSFER TO PRINCIPAL INCOME EARNINGS	-	-	-	(2,825.22)	-	-	-
256350023	RCTC 2013 A&B TOLL BDS 2013A&B RSV	02/25/2022				CASH RECEIPT TRANSFER FROM INCOME INCOME EARNINGS	-	-	-	2,825.22	-	-	-
256350023	RCTC 2013 A&B TOLL BDS 2013A&B RSV	02/25/2022			3132A85Y1	AMORTIZED PREMIUM ON F H L M C #ZS8063 2.500% 9/01/32 CURRENT YEAR AMORTIZATION	-	-	-	-	(116.25)	-	-
256350023	RCTC 2013 A&B TOLL BDS 2013A&B RSV	02/25/2022	02/25/2022	02/25/2022	3132A85Y1	PAID DOWN PAR VALUE OF F H L M C #ZS8063 2.500% 9/01/32 P & I DUE 2/25/22	(3,583.44)	-	-	3,583.44	(3,725.09)	-	(141.65)
256350023	RCTC 2013 A&B TOLL BDS 2013A&B RSV	02/25/2022			3132A85Y1	INTEREST EARNED ON F H L M C #ZS8063 2.500% 9/01/32 $1 PV ON 326.8600 SHARES DUE 2/25/2022 P & I DUE 2/25/22	-	-	-	326.86	-	-	-
256350023	RCTC 2013 A&B TOLL BDS 2013A&B RSV	02/25/2022			3132AEFC5	AMORTIZED PREMIUM ON F H L M C #ZT1963 3.500% 11/01/30 CURRENT YEAR AMORTIZATION	-	-	-	-	(413.59)	-	-
256350023	RCTC 2013 A&B TOLL BDS 2013A&B RSV	02/25/2022	02/25/2022	02/25/2022	3132AEFC5	PAID DOWN PAR VALUE OF F H L M C #ZT1963 3.500% 11/01/30 JANUARY FHLMC DUE 2/25/22	(7,726.97)	-	-	7,726.97	(8,134.31)	-	(407.34)
256350023	RCTC 2013 A&B TOLL BDS 2013A&B RSV	02/25/2022			3132AEFC5	INTEREST EARNED ON F H L M C #ZT1963 3.500% 11/01/30 $1 PV ON 905.6700 SHARES DUE 2/25/2022 JANUARY FHLMC DUE 2/25/22	-	-	-	905.67	-	-	-
256350023	RCTC 2013 A&B TOLL BDS 2013A&B RSV	02/25/2022	02/25/2022	02/25/2022	3132AEFK7	PAID DOWN PAR VALUE OF F H L M C #ZT1970 3.500% 4/01/33 JANUARY FHLMC DUE 2/25/22	(1,403.69)	-	-	1,403.69	(1,498.35)	-	(94.66)
256350023	RCTC 2013 A&B TOLL BDS 2013A&B RSV	02/25/2022			3132AEFK7	INTEREST EARNED ON F H L M C #ZT1970 3.500% 4/01/33 $1 PV ON 175.0600 SHARES DUE 2/25/2022 JANUARY FHLMC DUE 2/25/22	-	-	-	175.06	-	-	-
256350023	RCTC 2013 A&B TOLL BDS 2013A&B RSV	02/25/2022			3132AEFK7	AMORTIZED PREMIUM ON F H L M C #ZT1970 3.500% 4/01/33 CURRENT YEAR AMORTIZATION	-	-	-	-	(87.13)	-	-
256350023	RCTC 2013 A&B TOLL BDS 2013A&B RSV	02/25/2022			3136A72D3	INTEREST EARNED ON F N M A GTD REMIC 2.482% 4/25/22 $1 PV ON 69.0600 SHARES DUE 2/25/2022 $0.00207/PV ON 33,387.98 PV DUE 2/25/22	-	-	-	69.06	-	-	-
256350023	RCTC 2013 A&B TOLL BDS 2013A&B RSV	02/25/2022	02/25/2022	02/25/2022	3136A72D3	PAID DOWN PAR VALUE OF F N M A GTD REMIC 2.482% 4/25/22	(18,299.36)	-	-	18,299.36	(0.05)	-	18,299.31
256350023	RCTC 2013 A&B TOLL BDS 2013A&B RSV	02/25/2022			3136A8SX9	INTEREST EARNED ON F N M A GTD REMIC 1.500% 9/25/27 $1 PV ON 39.1500 SHARES DUE 2/25/2022 $0.00125/PV ON 31,320.35 PV DUE 2/25/22	-	-	-	39.15	-	-	-
256350023	RCTC 2013 A&B TOLL BDS 2013A&B RSV	02/25/2022			3136A8SX9	AMORTIZED PREMIUM ON F N M A GTD REMIC 1.500% 9/25/27 CURRENT YEAR AMORTIZATION	-	-	-	-	(14.28)	-	-
256350023	RCTC 2013 A&B TOLL BDS 2013A&B RSV	02/25/2022	02/25/2022	02/25/2022	3136A8SX9	PAID DOWN PAR VALUE OF F N M A GTD REMIC 1.500% 9/25/27	(1,257.73)	-	-	1,257.73	(1,274.14)	-	(16.41)
256350023	RCTC 2013 A&B TOLL BDS 2013A&B RSV	02/25/2022			3136ABNZ2	AMORTIZED PREMIUM ON F N M A GTD REMIC 2.000% 11/25/42 CURRENT YEAR AMORTIZATION	-	-	-	-	(7.74)	-	-
256350023	RCTC 2013 A&B TOLL BDS 2013A&B RSV	02/25/2022	02/25/2022	02/25/2022	3136ABNZ2	PAID DOWN PAR VALUE OF F N M A GTD REMIC 2.000% 11/25/42	(1,586.77)	-	-	1,586.77	(1,612.44)	-	(25.67)
256350023	RCTC 2013 A&B TOLL BDS 2013A&B RSV	02/25/2022			3136ABNZ2	INTEREST EARNED ON F N M A GTD REMIC 2.000% 11/25/42 $1 PV ON 59.6600 SHARES DUE 2/25/2022 $0.00167/PV ON 35,795.36 PV DUE 2/25/22	-	-	-	59.66	-	-	-
256350023	RCTC 2013 A&B TOLL BDS 2013A&B RSV	02/25/2022			3136AC7J4	INTEREST EARNED ON F N M A GTD REMIC 2.596% 3/25/23 $1 PV ON 51.2700 SHARES DUE 2/25/2022 $0.00215/PV ON 23,890.57 PV DUE 2/25/22	-	-	-	51.27	-	-	-

RIVERSIDE COUNTY TRANSPORTATION COMMISSION

91 CIP STAMP Portfolio Transaction Report by Account
Quarter ended March 31, 2022

Source Account	Account	Transaction Date	Trade Date	Settlement Date	CUSIP	Description	Units	Price	Miscellaneous Fees	Net Cash Amount	Federal Tax Cost Amount	Short Term Gain/Loss Amount	Long Term Gain/Loss Amount
256350023	RCTC 2013 A&B TOLL BDS 2013A&B RSV	02/25/2022	02/25/2022	02/25/2022	3136AC7J4	PAID DOWN PAR VALUE OF F N M A GTD REMIC 2.596% 3/25/23	(51.70)	-	-	51.70	(51.16)	-	0.54
256350023	RCTC 2013 A&B TOLL BDS 2013A&B RSV	02/25/2022			3136ADFF1	INTEREST EARNED ON F N M A GTD REMIC 1.500% 4/25/23 $1 PV ON 22.7900 SHARES DUE 2/25/2022 $0.00125/PV ON 18,235.89 PV DUE 2/25/22	-	-	-	22.79	-	-	-
256350023	RCTC 2013 A&B TOLL BDS 2013A&B RSV	02/25/2022	02/25/2022	02/25/2022	3136ADFF1	PAID DOWN PAR VALUE OF F N M A GTD REMIC 1.500% 4/25/23	(2,177.92)	-	-	2,177.92	(2,146.61)	-	31.31
256350023	RCTC 2013 A&B TOLL BDS 2013A&B RSV	02/25/2022			3136AEY84	INTEREST EARNED ON F N M A GTD REMIC 1.750% 7/25/28 $1 PV ON 52.8700 SHARES DUE 2/25/2022 $0.00146/PV ON 36,256.04 PV DUE 2/25/22	-	-	-	52.87	-	-	-
256350023	RCTC 2013 A&B TOLL BDS 2013A&B RSV	02/25/2022			3136AEY84	AMORTIZED PREMIUM ON F N M A GTD REMIC 1.750% 7/25/28 CURRENT YEAR AMORTIZATION	-	-	-	-	(16.44)	-	-
256350023	RCTC 2013 A&B TOLL BDS 2013A&B RSV	02/25/2022	02/25/2022	02/25/2022	3136AEY84	PAID DOWN PAR VALUE OF F N M A GTD REMIC 1.750% 7/25/28	(1,496.58)	-	-	1,496.58	(1,518.36)	-	(21.78)
256350023	RCTC 2013 A&B TOLL BDS 2013A&B RSV	02/25/2022			3136AHAE0	AMORTIZED PREMIUM ON F N M A GTD REMIC 2.623% 4/25/23 CURRENT YEAR AMORTIZATION	-	-	-	-	(6.08)	-	-
256350023	RCTC 2013 A&B TOLL BDS 2013A&B RSV	02/25/2022	02/25/2022	02/25/2022	3136AHAE0	PAID DOWN PAR VALUE OF F N M A GTD REMIC 2.623% 4/25/23	(7,776.28)	-	-	7,776.28	(7,809.32)	-	(33.04)
256350023	RCTC 2013 A&B TOLL BDS 2013A&B RSV	02/25/2022			3136AHAE0	INTEREST EARNED ON F N M A GTD REMIC 2.623% 4/25/23 $1 PV ON 44.4500 SHARES DUE 2/25/2022 $0.00207/PV ON 21,497.61 PV DUE 2/25/22	-	-	-	44.45	-	-	-
256350023	RCTC 2013 A&B TOLL BDS 2013A&B RSV	02/25/2022			3137AWQG3	AMORTIZED PREMIUM ON F H L M C MLTCL MT 1.58303% 4/25/22 CURRENT YEAR AMORTIZATION	-	-	-	-	(5.34)	-	-
256350023	RCTC 2013 A&B TOLL BDS 2013A&B RSV	02/25/2022	02/25/2022	02/25/2022	3137AWQG3	PAID DOWN PAR VALUE OF F H L M C MLTCL MT 1.58303% 4/25/22	(3,796.51)	-	-	3,796.51	(3,800.49)	-	(3.98)
256350023	RCTC 2013 A&B TOLL BDS 2013A&B RSV	02/25/2022			3137AWQG3	INTEREST EARNED ON F H L M C MLTCL MT 1.58303% 4/25/22 $1 PV ON 15.8200 SHARES DUE 2/25/2022 $0.00132/PV ON 11,990.30 PV DUE 2/25/22	-	-	-	15.82	-	-	-
256350023	RCTC 2013 A&B TOLL BDS 2013A&B RSV	02/25/2022			3137B1BS0	INTEREST EARNED ON F H L M C MLTCL MT 2.510% 11/25/22 $1 PV ON 753.0000 SHARES DUE 2/25/2022 $0.00209/PV ON 360,000.00 PV DUE 2/25/22	-	-	-	753.00	-	-	-
256350023	RCTC 2013 A&B TOLL BDS 2013A&B RSV	02/25/2022			3137B1U75	INTEREST EARNED ON F H L M C MLTCL MT 3.22404% 1/25/23 $1 PV ON 630.6100 SHARES DUE 2/25/2022 $0.00210/PV ON 300,051.53 PV DUE 2/25/22	-	-	-	630.61	-	-	-
256350023	RCTC 2013 A&B TOLL BDS 2013A&B RSV	02/25/2022			3137B1U75	AMORTIZED PREMIUM ON F H L M C MLTCL MT 3.22404% 1/25/23 CURRENT YEAR AMORTIZATION	-	-	-	-	(156.25)	-	-
256350023	RCTC 2013 A&B TOLL BDS 2013A&B RSV	02/25/2022	02/25/2022	02/25/2022	3137B1U75	PAID DOWN PAR VALUE OF F H L M C MLTCL MT 3.22404% 1/25/23	(1,002.03)	-	-	1,002.03	(1,022.35)	-	(20.32)
256350023	RCTC 2013 A&B TOLL BDS 2013A&B RSV	02/25/2022			3137B1UG5	INTEREST EARNED ON F H L M C MLTCL MTG 2.637% 1/25/23 $1 PV ON 527.4000 SHARES DUE 2/25/2022 $0.00220/PV ON 240,000.00 PV DUE 2/25/22	-	-	-	527.40	-	-	-
256350023	RCTC 2013 A&B TOLL BDS 2013A&B RSV	02/25/2022			3137B3NW4	INTEREST EARNED ON F H L M C MLTCL MTG 2.778% 9/25/22 $1 PV ON 21.5500 SHARES DUE 2/25/2022 $0.00231/PV ON 9,306.75 PV DUE 2/25/22	-	-	-	21.55	-	-	-
256350023	RCTC 2013 A&B TOLL BDS 2013A&B RSV	02/25/2022			3137B3NW4	AMORTIZED PREMIUM ON F H L M C MLTCL MTG 2.778% 9/25/22 CURRENT YEAR AMORTIZATION	-	-	-	-	(7.63)	-	-
256350023	RCTC 2013 A&B TOLL BDS 2013A&B RSV	02/25/2022	02/25/2022	02/25/2022	3137B3NW4	PAID DOWN PAR VALUE OF F H L M C MLTCL MTG 2.778% 9/25/22	(1,167.85)	-	-	1,167.85	(1,174.61)	(6.76)	-
256350023	RCTC 2013 A&B TOLL BDS 2013A&B RSV	02/25/2022			3137BJQ71	INTEREST EARNED ON F H L M C MLTCL MT 2.76996% 5/25/25 $1 PV ON 403.9600 SHARES DUE 2/25/2022 $0.00231/PV ON 175,000.00 PV DUE 2/25/22	-	-	-	403.96	-	-	-
256350023	RCTC 2013 A&B TOLL BDS 2013A&B RSV	02/25/2022			3137BLW87	INTEREST EARNED ON F H L M C MLTCL MTG 2.802% 1/25/25 $1 PV ON 393.2700 SHARES DUE 2/25/2022 $0.00234/PV ON 168,422.57 PV DUE 2/25/22	-	-	-	393.27	-	-	-
256350023	RCTC 2013 A&B TOLL BDS 2013A&B RSV	02/25/2022			3137BLW87	AMORTIZED PREMIUM ON F H L M C MLTCL MTG 2.802% 1/25/25 CURRENT YEAR AMORTIZATION	-	-	-	-	(185.61)	-	-
256350023	RCTC 2013 A&B TOLL BDS 2013A&B RSV	02/25/2022	02/25/2022	02/25/2022	3137BLW87	PAID DOWN PAR VALUE OF F H L M C MLTCL MTG 2.802% 1/25/25	(3,966.75)	-	-	3,966.75	(4,117.92)	-	(151.17)
256350023	RCTC 2013 A&B TOLL BDS 2013A&B RSV	02/25/2022			3137BYPQ7	INTEREST EARNED ON F H L M C MLTCL MT 0.44256% 4/25/24 $1 PV ON 498.2500 SHARES DUE 2/25/2022 $0.00242/PV ON 205,816.00 PV DUE 2/25/22	-	-	-	498.25	-	-	-
256350023	RCTC 2013 A&B TOLL BDS 2013A&B RSV	02/25/2022			3137BYPQ7	AMORTIZED PREMIUM ON F H L M C MLTCL MT 0.44256% 4/25/24 CURRENT YEAR AMORTIZATION	-	-	-	-	(348.00)	-	-
256350023	RCTC 2013 A&B TOLL BDS 2013A&B RSV	02/25/2022	02/25/2022	02/25/2022	3137BYPQ7	PAID DOWN PAR VALUE OF F H L M C MLTCL MT 0.44256% 4/25/24	(234.36)	-	-	234.36	(244.92)	-	(10.56)
256350023	RCTC 2013 A&B TOLL BDS 2013A&B RSV	02/25/2022			3137F4CY6	AMORTIZED PREMIUM ON F H L M C MLTCL MT 0.52896% 9/25/24 CURRENT YEAR AMORTIZATION	-	-	-	-	(54.99)	-	-
256350023	RCTC 2013 A&B TOLL BDS 2013A&B RSV	02/25/2022	02/25/2022	02/25/2022	3137F4CY6	PAID DOWN PAR VALUE OF F H L M C MLTCL MT 0.52896% 9/25/24	(15.38)	-	-	15.38	(16.21)	(0.83)	-
256350023	RCTC 2013 A&B TOLL BDS 2013A&B RSV	02/25/2022			3137F4CY6	INTEREST EARNED ON F H L M C MLTCL MT 0.52896% 9/25/24 $1 PV ON 97.3000 SHARES DUE 2/25/2022 $0.00243/PV ON 39,984.67 PV DUE 2/25/22	-	-	-	97.30	-	-	-
256350023	RCTC 2013 A&B TOLL BDS 2013A&B RSV	02/25/2022			3137FYUR5	INTEREST EARNED ON F H L M C MLTCL 0.22993% 8/26/24 $1 PV ON 33.8600 SHARES DUE 2/25/2022 $0.00020/PV ON 172,335.82 PV DUE 2/25/22	-	-	-	33.86	-	-	-
256350023	RCTC 2013 A&B TOLL BDS 2013A&B RSV	02/25/2022			3137FYUR5	AMORTIZED PREMIUM ON F H L M C MLTCL 0.22993% 8/26/24 CURRENT YEAR AMORTIZATION	-	-	-	-	(2.45)	-	-
256350023	RCTC 2013 A&B TOLL BDS 2013A&B RSV	02/25/2022	02/25/2022	02/25/2022	3137FYUR5	PAID DOWN PAR VALUE OF F H L M C MLTCL 0.22993% 8/26/24	(36,148.76)	-	-	36,148.76	(36,157.37)	(8.61)	-
256350023	RCTC 2013 A&B TOLL BDS 2013A&B RSV	02/25/2022	02/25/2022	02/25/2022	3138EJPZ5	PAID DOWN PAR VALUE OF F N M A #AL2239 3.370% 7/01/22 P & I DUE 02/25/22	(82,572.94)	-	-	82,572.94	(82,593.17)	27.41	(47.64)
256350023	RCTC 2013 A&B TOLL BDS 2013A&B RSV	02/25/2022			3138EJPZ5	INTEREST EARNED ON F N M A #AL2239 3.370% 7/01/22 $1 PV ON 239.6200 SHARES DUE 2/25/2022 P & I DUE 02/25/22	-	-	-	239.62	-	-	-
256350023	RCTC 2013 A&B TOLL BDS 2013A&B RSV	02/25/2022			3138EJPZ5	AMORTIZED PREMIUM ON F N M A #AL2239 3.370% 7/01/22 CURRENT YEAR AMORTIZATION	-	-	-	-	(8.79)	-	-
256350023	RCTC 2013 A&B TOLL BDS 2013A&B RSV	02/25/2022			3138EJPZ5	ACCREDITED DISCOUNT ON F N M A #AL2239 3.370% 7/01/22 MARKET DISCOUNT	-	-	-	-	6.74	-	-
256350023	RCTC 2013 A&B TOLL BDS 2013A&B RSV	02/25/2022	02/25/2022	02/25/2022	3138EKXL4	PAID DOWN PAR VALUE OF F N M A #AL3382 2.351% 3/01/23 P & I DUE 2/25/22	(262.88)	-	-	262.88	(262.84)	-	0.04
256350023	RCTC 2013 A&B TOLL BDS 2013A&B RSV	02/25/2022			3138EKXL4	INTEREST EARNED ON F N M A #AL3382 2.351% 3/01/23 $1 PV ON 224.7000 SHARES DUE 2/25/2022 P & I DUE 2/25/22	-	-	-	224.70	-	-	-

RIVERSIDE COUNTY TRANSPORTATION COMMISSION

91 CIP STAMP Portfolio Transaction Report by Account
Quarter ended March 31, 2022

Source Account	Account	Transaction Date	Trade Date	Settlement Date	CUSIP	Description	Units	Price	Miscellaneous Fees	Net Cash Amount	Federal Tax Cost Amount	Short Term Gain/Loss Amount	Long Term Gain/Loss Amount
256350023	RCTC 2013 A&B TOLL BDS 2013A&B RSV	02/25/2022			3138ENQD4	AMORTIZED PREMIUM ON F N M A #AL5851 3.500% 10/01/29 CURRENT YEAR AMORTIZATION	-	-	-	-	(33.67)	-	-
256350023	RCTC 2013 A&B TOLL BDS 2013A&B RSV	02/25/2022	02/25/2022	02/25/2022	3138ENQD4	PAID DOWN PAR VALUE OF F N M A #AL5851 3.500% 10/01/29 JANUARY FNMA DUE 2/25/22	(503.61)	-	-	503.61	(532.09)	(28.48)	-
256350023	RCTC 2013 A&B TOLL BDS 2013A&B RSV	02/25/2022			3138ENQD4	INTEREST EARNED ON F N M A #AL5851 3.500% 10/01/29 $1 PV ON 61.9600 SHARES DUE 2/25/2022 JANUARY FNMA DUE 2/25/22	-	-	-	61.96	-	-	-
256350023	RCTC 2013 A&B TOLL BDS 2013A&B RSV	02/25/2022			3138EQRJ3	AMORTIZED PREMIUM ON F N M A #AL7688 3.500% 11/01/30 CURRENT YEAR AMORTIZATION	-	-	-	-	(66.52)	-	-
256350023	RCTC 2013 A&B TOLL BDS 2013A&B RSV	02/25/2022	02/25/2022	02/25/2022	3138EQRJ3	PAID DOWN PAR VALUE OF F N M A #AL7688 3.500% 11/01/30 JANUARY FNMA DUE 2/25/22	(1,104.29)	-	-	1,104.29	(1,166.99)	-	(62.70)
256350023	RCTC 2013 A&B TOLL BDS 2013A&B RSV	02/25/2022			3138EQRJ3	INTEREST EARNED ON F N M A #AL7688 3.500% 11/01/30 $1 PV ON 134.2800 SHARES DUE 2/25/2022 JANUARY FNMA DUE 2/25/22	-	-	-	134.28	-	-	-
256350023	RCTC 2013 A&B TOLL BDS 2013A&B RSV	02/25/2022			3138ETQP4	AMORTIZED PREMIUM ON F N M A #AL8561 3.500% 6/01/31 CURRENT YEAR AMORTIZATION	-	-	-	-	(103.07)	-	-
256350023	RCTC 2013 A&B TOLL BDS 2013A&B RSV	02/25/2022	02/25/2022	02/25/2022	3138ETQP4	PAID DOWN PAR VALUE OF F N M A #AL8561 3.500% 6/01/31 JANUARY FNMA DUE 2/25/22	(1,733.49)	-	-	1,733.49	(1,844.43)	-	(110.94)
256350023	RCTC 2013 A&B TOLL BDS 2013A&B RSV	02/25/2022			3138ETQP4	INTEREST EARNED ON F N M A #AL8561 3.500% 6/01/31 $1 PV ON 193.0600 SHARES DUE 2/25/2022 JANUARY FNMA DUE 2/25/22	-	-	-	193.06	-	-	-
256350023	RCTC 2013 A&B TOLL BDS 2013A&B RSV	02/25/2022			3138WEMJ5	AMORTIZED PREMIUM ON F N M A #AS4860 2.500% 5/01/30 CURRENT YEAR AMORTIZATION	-	-	-	-	(65.76)	-	-
256350023	RCTC 2013 A&B TOLL BDS 2013A&B RSV	02/25/2022	02/25/2022	02/25/2022	3138WEMJ5	PAID DOWN PAR VALUE OF F N M A #AS4860 2.500% 5/01/30 JANUARY FNMA DUE 2/25/22	(1,624.97)	-	-	1,624.97	(1,688.92)	(63.95)	-
256350023	RCTC 2013 A&B TOLL BDS 2013A&B RSV	02/25/2022			3138WEMJ5	INTEREST EARNED ON F N M A #AS4860 2.500% 5/01/30 $1 PV ON 150.0400 SHARES DUE 2/25/2022 JANUARY FNMA DUE 2/25/22	-	-	-	150.04	-	-	-
256350023	RCTC 2013 A&B TOLL BDS 2013A&B RSV	02/25/2022			3140J8ME0	AMORTIZED PREMIUM ON F N M A #BM3956 3.000% 12/01/32 CURRENT YEAR AMORTIZATION	-	-	-	-	(54.31)	-	-
256350023	RCTC 2013 A&B TOLL BDS 2013A&B RSV	02/25/2022	02/25/2022	02/25/2022	3140J8ME0	PAID DOWN PAR VALUE OF F N M A #BM3956 3.000% 12/01/32 P & I DUE 02/25/22	(906.49)	-	-	906.49	(955.89)	(49.40)	-
256350023	RCTC 2013 A&B TOLL BDS 2013A&B RSV	02/25/2022			3140J8ME0	INTEREST EARNED ON F N M A #BM3956 3.000% 12/01/32 $1 PV ON 126.7300 SHARES DUE 2/25/2022 P & I DUE 02/25/22	-	-	-	126.73	-	-	-
256350023	RCTC 2013 A&B TOLL BDS 2013A&B RSV	02/25/2022			3140JAU97	AMORTIZED PREMIUM ON F N M A #BM6007 2.596% 6/01/49 CURRENT YEAR AMORTIZATION	-	-	-	-	(23.68)	-	-
256350023	RCTC 2013 A&B TOLL BDS 2013A&B RSV	02/25/2022	02/25/2022	02/25/2022	3140JAU97	PAID DOWN PAR VALUE OF F N M A #BM6007 2.596% 6/01/49 P & I DUE 2/25/22	(18.99)	-	-	18.99	(19.68)	-	(0.69)
256350023	RCTC 2013 A&B TOLL BDS 2013A&B RSV	02/25/2022			3140JAU97	INTEREST EARNED ON F N M A #BM6007 2.596% 6/01/49 $1 PV ON 48.7700 SHARES DUE 2/25/2022 P & I DUE 2/25/22	-	-	-	48.77	-	-	-
256350023	RCTC 2013 A&B TOLL BDS 2013A&B RSV	02/25/2022	02/25/2022	02/25/2022	3140X9VK8	PAID DOWN PAR VALUE OF F N M A #FM6017 3.000% 2/01/35 JANUARY FNMA DUE 2/25/22	(4,961.87)	-	-	4,961.87	(5,257.02)	-	(295.15)
256350023	RCTC 2013 A&B TOLL BDS 2013A&B RSV	02/25/2022			3140X9VK8	INTEREST EARNED ON F N M A #FM6017 3.000% 2/01/35 $1 PV ON 390.5800 SHARES DUE 2/25/2022 JANUARY FNMA DUE 2/25/22	-	-	-	390.58	-	-	-
256350023	RCTC 2013 A&B TOLL BDS 2013A&B RSV	02/25/2022			3140X9VK8	AMORTIZED PREMIUM ON F N M A #FM6017 3.000% 2/01/35 CURRENT YEAR AMORTIZATION	-	-	-	-	(159.60)	-	-
256350023	RCTC 2013 A&B TOLL BDS 2013A&B RSV	02/25/2022			31418CDH4	AMORTIZED PREMIUM ON F N M A #MA2803 2.500% 11/01/31 CURRENT YEAR AMORTIZATION	-	-	-	-	(139.21)	-	-
256350023	RCTC 2013 A&B TOLL BDS 2013A&B RSV	02/25/2022	02/25/2022	02/25/2022	31418CDH4	PAID DOWN PAR VALUE OF F N M A #MA2803 2.500% 11/01/31 JANUARY FNMA DUE 2/25/22	(3,684.90)	-	-	3,684.90	(3,841.50)	(156.60)	-
256350023	RCTC 2013 A&B TOLL BDS 2013A&B RSV	02/25/2022			31418CDH4	INTEREST EARNED ON F N M A #MA2803 2.500% 11/01/31 $1 PV ON 338.6000 SHARES DUE 2/25/2022 JANUARY FNMA DUE 2/25/22	-	-	-	338.60	-	-	-
256350023	RCTC 2013 A&B TOLL BDS 2013A&B RSV	02/25/2022			31418DYF3	AMORTIZED PREMIUM ON F N M A #MA4309 2.000% 3/01/31 CURRENT YEAR AMORTIZATION	-	-	-	-	(144.34)	-	-
256350023	RCTC 2013 A&B TOLL BDS 2013A&B RSV	02/25/2022	02/25/2022	02/25/2022	31418DYF3	PAID DOWN PAR VALUE OF F N M A #MA4309 2.000% 3/01/31 P & I DUE 2/25/22	(4,064.32)	-	-	4,064.32	(4,188.49)	(124.17)	-
256350023	RCTC 2013 A&B TOLL BDS 2013A&B RSV	02/25/2022			31418DYF3	INTEREST EARNED ON F N M A #MA4309 2.000% 3/01/31 $1 PV ON 371.3200 SHARES DUE 2/25/2022 P & I DUE 2/25/22	-	-	-	371.32	-	-	-
256350023	RCTC 2013 A&B TOLL BDS 2013A&B RSV	02/25/2022	02/25/2022	02/25/2022	31846V401	PURCHASED UNITS OF FIRST AM GOVT OB FD CL D	215,445.21	1.00	-	(215,445.21)	215,445.21	-	-
256350023	RCTC 2013 A&B TOLL BDS 2013A&B RSV	02/25/2022	02/25/2022	02/25/2022	31846V401	PURCHASED UNITS OF FIRST AM GOVT OB FD CL D	142,453.72	1.00	-	(142,453.72)	142,453.72	-	-
256350023	RCTC 2013 A&B TOLL BDS 2013A&B RSV	02/25/2022			9128285W6	AMORTIZED PREMIUM ON U S TREASURY I P 0.84873% 1/15/29 CURRENT YEAR AMORTIZATION	-	-	-	-	(163.07)	-	-
256350023	RCTC 2013 A&B TOLL BDS 2013A&B RSV	02/25/2022	02/24/2022	02/25/2022	9128285W6	SOLD PAR VALUE OF U S TREASURY I P 0.84873% 1/15/29 /MTGSUS6SFIC BOFA SECS NEW YORK/137,958.75 PAR VALUE AT 113.9687479 %	(137,958.75)	1.14	-	157,229.86	(147,084.47)	-	10,145.39
256350023	RCTC 2013 A&B TOLL BDS 2013A&B RSV	02/25/2022		02/25/2022	9128285W6	RECEIVED ACCRUED INTEREST ON SALE OF U S TREASURY I P 0.84873% 1/15/29	-	-	-	136.72	-	-	-
256350023	RCTC 2013 A&B TOLL BDS 2013A&B RSV	02/28/2022				CASH DISBURSEMENT TRANSFER TO PRINCIPAL INCOME EARNINGS	-	-	-	(8,606.77)	-	-	-
256350023	RCTC 2013 A&B TOLL BDS 2013A&B RSV	02/28/2022				CASH RECEIPT TRANSFER FROM INCOME INCOME EARNINGS	-	-	-	8,606.77	-	-	-
256350023	RCTC 2013 A&B TOLL BDS 2013A&B RSV	02/28/2022			3137BLAC2	INTEREST EARNED ON F H L M C MLTCL MT 3.284% 6/25/25 $1 PV ON 37000.0000 SHARES DUE 2/25/2022	-	-	-	101.26	-	-	-
256350023	RCTC 2013 A&B TOLL BDS 2013A&B RSV	02/28/2022	02/28/2022	02/28/2022	31846V401	PURCHASED UNITS OF FIRST AM GOVT OB FD CL D	101.26	1.00	-	(101.26)	101.26	-	-
256350023	RCTC 2013 A&B TOLL BDS 2013A&B RSV	02/28/2022	02/28/2022	02/28/2022	31846V401	PURCHASED UNITS OF FIRST AM GOVT OB FD CL D	448,893.75	1.00	-	(448,893.75)	448,893.75	-	-
256350023	RCTC 2013 A&B TOLL BDS 2013A&B RSV	02/28/2022			912828J43	INTEREST EARNED ON U S TREASURY NT 1.750% 2/28/22 $1 PV ON 445000.0000 SHARES DUE 2/28/2022	-	-	-	3,893.75	-	-	-
256350023	RCTC 2013 A&B TOLL BDS 2013A&B RSV	02/28/2022			912828J43	AMORTIZED PREMIUM ON U S TREASURY NT 1.750% 2/28/22 CURRENT YEAR AMORTIZATION	-	-	-	-	(1,204.88)	-	-
256350023	RCTC 2013 A&B TOLL BDS 2013A&B RSV	02/28/2022	02/28/2022	02/28/2022	912828J43	MATURED PAR VALUE OF U S TREASURY NT 1.750% 2/28/22 445,000 PAR VALUE AT 100 %	(445,000.00)	1.00	-	445,000.00	(448,801.37)	(3,801.37)	-
256350023	RCTC 2013 A&B TOLL BDS 2013A&B RSV	03/01/2022	03/01/2022	03/01/2022	31846V401	SOLD UNITS OF FIRST AM GOVT OB FD CL D	(0.32)	1.00	-	0.32	(0.32)	-	-
256350023	RCTC 2013 A&B TOLL BDS 2013A&B RSV	03/01/2022	03/01/2022	03/01/2022	31846V401	SOLD UNITS OF FIRST AM GOVT OB FD CL D	(801,857.55)	1.00	-	801,857.55	(801,857.55)	-	-

RIVERSIDE COUNTY TRANSPORTATION COMMISSION

91 CIP STAMP Portfolio Transaction Report by Account
Quarter ended March 31, 2022

Source Account	Account	Transaction Date	Trade Date	Settlement Date	CUSIP	Description	Units	Price	Miscellaneous Fees	Net Cash Amount	Federal Tax Cost Amount	Short Term Gain/Loss Amount	Long Term Gain/Loss Amount
256350023	RCTC 2013 A&B TOLL BDS 2013A&B RSV	03/01/2022			31846V401	INTEREST EARNED ON FIRST AM GOVT OB FD CL D UNIT ON 0.0000 SHARES DUE 2/28/2022 INTEREST FROM 2/1/22 TO 2/28/22	-	-	-	0.57	-	-	-
256350023	RCTC 2013 A&B TOLL BDS 2013A&B RSV	03/01/2022		03/01/2022	91282CDE8	PAID ACCRUED INTEREST ON PURCHASE OF U S TREASURY NT 0.325% 10/31/23	-	-	-	(238.30)	-	-	-
256350023	RCTC 2013 A&B TOLL BDS 2013A&B RSV	03/01/2022	02/28/2022	03/01/2022	91282CDE8	PURCHASED PAR VALUE OF U S TREASURY NT 0.325% 10/31/23 /BARCUS3B BARCLAYS CAP WHIPPANY/800,000 PAR VALUE AT 100.20244625 %	800,000.00	1.00	-	(801,619.57)	801,619.57	-	-
256350023	RCTC 2013 A&B TOLL BDS 2013A&B RSV	03/02/2022	03/02/2022	03/02/2022	31846V401	PURCHASED UNITS OF FIRST AM GOVT OB FD CL D	0.57	1.00	-	(0.57)	0.57	-	-
256350023	RCTC 2013 A&B TOLL BDS 2013A&B RSV	03/04/2022				CASH RECEIPT PRINCIPAL DUE PRINCIPAL DUE 6/20/21; CUSIP 38378CRT6	-	-	-	(1,066.32)	-	-	-
256350023	RCTC 2013 A&B TOLL BDS 2013A&B RSV	03/04/2022	03/04/2022	03/04/2022	3138EJPZ5	DISTRIBUTED PAR VALUE OF F N M A #AL2239 3.370% 7/01/22 VALUED AT 0.01	(0.01)	-	-	-	(0.01)	-	-
256350023	RCTC 2013 A&B TOLL BDS 2013A&B RSV	03/04/2022	03/04/2022	03/04/2022	31846V401	SOLD UNITS OF FIRST AM GOVT OB FD CL D	(0.03)	1.00	-	0.03	(0.03)	-	-
256350023	RCTC 2013 A&B TOLL BDS 2013A&B RSV	03/04/2022	02/20/2022	03/04/2022	38378CRT6	PAID DOWN PAR VALUE OF G N M A GTD REMIC 2.000% 10/20/40	(1,066.29)	-	-	1,066.29	(0.01)	-	1,066.28
256350023	RCTC 2013 A&B TOLL BDS 2013A&B RSV	03/15/2022	03/15/2022	03/15/2022	3137B5A60	PAID DOWN PAR VALUE OF F H L M C MLTCL MTG 2.500% 10/15/28	(342.24)	-	-	342.24	(338.39)	-	3.85
256350023	RCTC 2013 A&B TOLL BDS 2013A&B RSV	03/15/2022			3137B5A60	INTEREST EARNED ON F H L M C MLTCL MTG 2.500% 10/15/28 $1 PV ON 16.8400 SHARES DUE 3/15/2022 $0.00208/PV ON 8,084.78 PV DUE 3/15/22	-	-	-	16.84	-	-	-
256350023	RCTC 2013 A&B TOLL BDS 2013A&B RSV	03/15/2022	03/15/2022	03/15/2022	31846V401	PURCHASED UNITS OF FIRST AM GOVT OB FD CL D	1,404.99	1.00	-	(1,404.99)	1,404.99	-	-
256350023	RCTC 2013 A&B TOLL BDS 2013A&B RSV	03/15/2022			36176XQB8	AMORTIZED PREMIUM ON G N M A #779250 3.000% 5/15/27 CURRENT YEAR AMORTIZATION	-	-	-	-	(29.82)	-	-
256350023	RCTC 2013 A&B TOLL BDS 2013A&B RSV	03/15/2022	03/15/2022	03/15/2022	36176XQB8	PAID DOWN PAR VALUE OF G N M A #779250 3.000% 5/15/27 FEBRUARY GNMA DUE 3/15/22	(972.06)	-	-	972.06	(1,002.54)	-	(30.48)
256350023	RCTC 2013 A&B TOLL BDS 2013A&B RSV	03/15/2022			36176XQB8	INTEREST EARNED ON G N M A #779250 3.000% 5/15/27 $1 PV ON 73.8500 SHARES DUE 3/15/2022 FEBRUARY GNMA DUE 3/15/22	-	-	-	73.85	-	-	-
256350023	RCTC 2013 A&B TOLL BDS 2013A&B RSV	03/16/2022				CASH DISBURSEMENT TRANSFER TO PRINCIPAL INCOME EARNINGS	-	-	-	(1,302.65)	-	-	-
256350023	RCTC 2013 A&B TOLL BDS 2013A&B RSV	03/16/2022				CASH RECEIPT TRANSFER FROM INCOME INCOME EARNINGS	-	-	-	1,302.65	-	-	-
256350023	RCTC 2013 A&B TOLL BDS 2013A&B RSV	03/16/2022	03/16/2022	03/16/2022	31846V401	PURCHASED UNITS OF FIRST AM GOVT OB FD CL D	19,024.72	1.00	-	(19,024.72)	19,024.72	-	-
256350023	RCTC 2013 A&B TOLL BDS 2013A&B RSV	03/16/2022	03/16/2022	03/16/2022	31846V401	PURCHASED UNITS OF FIRST AM GOVT OB FD CL D	1,175.73	1.00	-	(1,175.73)	1,175.73	-	-
256350023	RCTC 2013 A&B TOLL BDS 2013A&B RSV	03/16/2022			38375XCM4	INTEREST EARNED ON G N M A GTD REMIC 5.000% 11/16/37 $1 PV ON 4.8800 SHARES DUE 3/16/2022 $0.00417/PV ON 1,170.85 PV DUE 3/16/22	-	-	-	4.88	-	-	-
256350023	RCTC 2013 A&B TOLL BDS 2013A&B RSV	03/16/2022			38375XCM4	AMORTIZED PREMIUM ON G N M A GTD REMIC 5.000% 11/16/37 CURRENT YEAR AMORTIZATION	-	-	-	-	(0.27)	-	-
256350023	RCTC 2013 A&B TOLL BDS 2013A&B RSV	03/16/2022	03/16/2022	03/16/2022	38375XCM4	PAID DOWN PAR VALUE OF G N M A GTD REMIC 5.000% 11/16/37	(1,170.85)	-	-	1,170.85	(1,189.18)	-	(18.33)
256350023	RCTC 2013 A&B TOLL BDS 2013A&B RSV	03/16/2022	03/16/2022	03/16/2022	38376T5Z1	PAID DOWN PAR VALUE OF G N M A GTD REMIC 3.000% 1/16/39	(1,356.80)	-	-	1,356.80	(367.89)	(10.83)	999.74
256350023	RCTC 2013 A&B TOLL BDS 2013A&B RSV	03/16/2022			38376T5Z1	AMORTIZED PREMIUM ON G N M A GTD REMIC 3.000% 1/16/39 CURRENT YEAR AMORTIZATION	-	-	-	-	(5.03)	-	-
256350023	RCTC 2013 A&B TOLL BDS 2013A&B RSV	03/16/2022			38376T5Z1	INTEREST EARNED ON G N M A GTD REMIC 3.000% 1/16/39 $1 PV ON 105.6400 SHARES DUE 3/16/2022 $0.00250/PV ON 42,255.42 PV DUE 3/16/22	-	-	-	105.64	-	-	-
256350023	RCTC 2013 A&B TOLL BDS 2013A&B RSV	03/16/2022			38378KRS0	INTEREST EARNED ON G N M A GTD REMIC 2.38858% 7/16/43 $1 PV ON 68.3000 SHARES DUE 3/16/2022 $0.00199/PV ON 34,315.18 PV DUE 3/16/22	-	-	-	68.30	-	-	-
256350023	RCTC 2013 A&B TOLL BDS 2013A&B RSV	03/16/2022	03/16/2022	03/16/2022	38378KRS0	PAID DOWN PAR VALUE OF G N M A GTD REMIC 2.38858% 7/16/43	(11,457.79)	-	-	11,457.79	(11,062.14)	-	395.65
256350023	RCTC 2013 A&B TOLL BDS 2013A&B RSV	03/16/2022			38378KSL4	INTEREST EARNED ON G N M A GTD REMIC 2.604% 12/16/46 $1 PV ON 922.3400 SHARES DUE 3/16/2022 $0.00217/PV ON 425,000.00 PV DUE 3/16/22	-	-	-	922.34	-	-	-
256350023	RCTC 2013 A&B TOLL BDS 2013A&B RSV	03/16/2022			38378KXW4	INTEREST EARNED ON G N M A GTD REMIC 1.705% 2/16/37 $1 PV ON 64.1000 SHARES DUE 3/16/2022 $0.00142/PV ON 45,115.69 PV DUE 3/16/22	-	-	-	64.10	-	-	-
256350023	RCTC 2013 A&B TOLL BDS 2013A&B RSV	03/16/2022	03/16/2022	03/16/2022	38378KXW4	PAID DOWN PAR VALUE OF G N M A GTD REMIC 1.705% 2/16/37	(3,337.49)	-	-	3,337.49	(0.02)	-	3,337.47
256350023	RCTC 2013 A&B TOLL BDS 2013A&B RSV	03/16/2022			38378VC45	INTEREST EARNED ON G N M A GTD REMIC 2.250% 12/16/41 $1 PV ON 102.4600 SHARES DUE 3/16/2022 $0.00188/PV ON 54,647.26 PV DUE 3/16/22	-	-	-	102.46	-	-	-
256350023	RCTC 2013 A&B TOLL BDS 2013A&B RSV	03/16/2022	03/16/2022	03/16/2022	38378VC45	PAID DOWN PAR VALUE OF G N M A GTD REMIC 2.250% 12/16/41	(1,444.91)	-	-	1,444.91	(1,392.76)	-	52.15
256350023	RCTC 2013 A&B TOLL BDS 2013A&B RSV	03/16/2022			38379KDN5	INTEREST EARNED ON G N M A GTD REMIC 2.381% 9/16/55 $1 PV ON 85.5900 SHARES DUE 3/16/2022 $0.00208/PV ON 41,174.03 PV DUE 3/16/22	-	-	-	85.59	-	-	-
256350023	RCTC 2013 A&B TOLL BDS 2013A&B RSV	03/16/2022	03/16/2022	03/16/2022	38379KDN5	PAID DOWN PAR VALUE OF G N M A GTD REMIC 2.381% 9/16/55	(79.30)	-	-	79.30	(77.27)	-	2.03
256350023	RCTC 2013 A&B TOLL BDS 2013A&B RSV	03/17/2022				CASH DISBURSEMENT TRANSFER TO PRINCIPAL INCOME EARNINGS	-	-	-	(4.88)	-	-	-
256350023	RCTC 2013 A&B TOLL BDS 2013A&B RSV	03/17/2022				CASH RECEIPT TRANSFER FROM INCOME INCOME EARNINGS	-	-	-	4.88	-	-	-
256350023	RCTC 2013 A&B TOLL BDS 2013A&B RSV	03/21/2022				CASH DISBURSEMENT TRANSFER TO PRINCIPAL INCOME EARNINGS	-	-	-	(705.72)	-	-	-
256350023	RCTC 2013 A&B TOLL BDS 2013A&B RSV	03/21/2022				CASH RECEIPT TRANSFER FROM INCOME INCOME EARNINGS	-	-	-	705.72	-	-	-
256350023	RCTC 2013 A&B TOLL BDS 2013A&B RSV	03/21/2022	03/21/2022	03/21/2022	31846V401	PURCHASED UNITS OF FIRST AM GOVT OB FD CL D	8,527.30	1.00	-	(8,527.30)	8,527.30	-	-
256350023	RCTC 2013 A&B TOLL BDS 2013A&B RSV	03/21/2022	03/21/2022	03/21/2022	31846V401	PURCHASED UNITS OF FIRST AM GOVT OB FD CL D	15,626.77	1.00	-	(15,626.77)	15,626.77	-	-
256350023	RCTC 2013 A&B TOLL BDS 2013A&B RSV	03/21/2022			36179MEK2	AMORTIZED PREMIUM ON G N M A I I #MA0138 2.500% 6/20/27 CURRENT YEAR AMORTIZATION	-	-	-	-	(115.87)	-	-

RIVERSIDE COUNTY TRANSPORTATION COMMISSION

91 CIP STAMP Portfolio Transaction Report by Account
Quarter ended March 31, 2022

Source Account	Account	Transaction Date	Trade Date	Settlement Date	CUSIP	Description	Units	Price	Miscellaneous Fees	Net Cash Amount	Federal Tax Cost Amount	Short Term Gain/Loss Amount	Long Term Gain/Loss Amount
256350023	RCTC 2013 A&B TOLL BDS 2013A&B RSV	03/21/2022	03/20/2022	03/21/2022	36179MEK2	PAID DOWN PAR VALUE OF G N M A I I #MA0138 2.500% 6/20/27 P & I DUE 03/20/22	(1,800.42)	-	-	1,800.42	(1,814.35)	-	(13.93)
256350023	RCTC 2013 A&B TOLL BDS 2013A&B RSV	03/21/2022			36179MEK2	INTEREST EARNED ON G N M A I I #MA0138 2.500% 6/20/27 $1 PV ON 110.0200 SHARES DUE 3/20/2022 P & I DUE 03/20/22	-	-	-	110.02	-	-	-
256350023	RCTC 2013 A&B TOLL BDS 2013A&B RSV	03/21/2022			36179MU24	INTEREST EARNED ON G N M A I I #MA0601 2.500% 12/20/27 $1 PV ON 67.4700 SHARES DUE 2/20/2022 2/20/22 PYMT	-	-	-	67.47	-	-	-
256350023	RCTC 2013 A&B TOLL BDS 2013A&B RSV	03/21/2022			36179MU24	AMORTIZED PREMIUM ON G N M A I I #MA0601 2.500% 12/20/27 CURRENT YEAR AMORTIZATION	-	-	-	-	(21.28)	-	-
256350023	RCTC 2013 A&B TOLL BDS 2013A&B RSV	03/21/2022	03/20/2022	03/21/2022	36179MU24	PAID DOWN PAR VALUE OF G N M A I I #MA0601 2.500% 12/20/27 3/20/22 PYMT	(817.28)	-	-	817.28	(836.63)	-	(19.35)
256350023	RCTC 2013 A&B TOLL BDS 2013A&B RSV	03/21/2022			36179MU24	INTEREST EARNED ON G N M A I I #MA0601 2.500% 12/20/27 $1 PV ON 65.5000 SHARES DUE 3/20/2022 3/20/22 PYMT	-	-	-	65.50	-	-	-
256350023	RCTC 2013 A&B TOLL BDS 2013A&B RSV	03/21/2022			36179MU24	AMORTIZED PREMIUM ON G N M A I I #MA0601 2.500% 12/20/27 CURRENT YEAR AMORTIZATION	-	-	-	-	(24.27)	-	-
256350023	RCTC 2013 A&B TOLL BDS 2013A&B RSV	03/21/2022	02/20/2022	03/21/2022	36179MU24	PAID DOWN PAR VALUE OF G N M A I I #MA0601 2.500% 12/20/27 2/20/22 PYMT	(944.78)	-	-	944.78	(967.79)	-	(23.01)
256350023	RCTC 2013 A&B TOLL BDS 2013A&B RSV	03/21/2022	03/20/2022	03/21/2022	36179MZV5	PAID DOWN PAR VALUE OF G N M A I I #MA0756 2.500% 2/20/28 P & I DUE 03/20/22	(1,359.00)	-	-	1,359.00	(1,391.59)	-	(32.59)
256350023	RCTC 2013 A&B TOLL BDS 2013A&B RSV	03/21/2022			36179MZV5	INTEREST EARNED ON G N M A I I #MA0756 2.500% 2/20/28 $1 PV ON 89.8000 SHARES DUE 3/20/2022 P & I DUE 03/20/22	-	-	-	89.80	-	-	-
256350023	RCTC 2013 A&B TOLL BDS 2013A&B RSV	03/21/2022			36179MZV5	AMORTIZED PREMIUM ON G N M A I I #MA0756 2.500% 2/20/28 CURRENT YEAR AMORTIZATION	-	-	-	-	(28.39)	-	-
256350023	RCTC 2013 A&B TOLL BDS 2013A&B RSV	03/21/2022			36179NAJ7	AMORTIZED PREMIUM ON G N M A I I #MA0909 3.000% 4/20/28 CURRENT YEAR AMORTIZATION	-	-	-	-	(19.59)	-	-
256350023	RCTC 2013 A&B TOLL BDS 2013A&B RSV	03/21/2022	03/20/2022	03/21/2022	36179NAJ7	PAID DOWN PAR VALUE OF G N M A I I #MA0909 3.000% 4/20/28 FEBRUARY GNMA DUE 3/20/22	(550.12)	-	-	550.12	(567.96)	-	(17.84)
256350023	RCTC 2013 A&B TOLL BDS 2013A&B RSV	03/21/2022			36179NAJ7	INTEREST EARNED ON G N M A I I #MA0909 3.000% 4/20/28 $1 PV ON 54.4400 SHARES DUE 3/20/2022 FEBRUARY GNMA DUE 3/20/22	-	-	-	54.44	-	-	-
256350023	RCTC 2013 A&B TOLL BDS 2013A&B RSV	03/21/2022	03/20/2022	03/21/2022	36179NKP2	PAID DOWN PAR VALUE OF G N M A II #MA1202 2.500% 8/20/28 P & I DUE 3/20/22	(2,085.96)	-	-	2,085.96	(2,141.57)	(19.08)	(36.53)
256350023	RCTC 2013 A&B TOLL BDS 2013A&B RSV	03/21/2022			36179NKP2	INTEREST EARNED ON G N M A II #MA1202 2.500% 8/20/28 $1 PV ON 144.4300 SHARES DUE 3/20/2022 P & I DUE 3/20/22	-	-	-	144.43	-	-	-
256350023	RCTC 2013 A&B TOLL BDS 2013A&B RSV	03/21/2022			36179NKP2	AMORTIZED PREMIUM ON G N M A II #MA1202 2.500% 8/20/28 CURRENT YEAR AMORTIZATION	-	-	-	-	(47.56)	-	-
256350023	RCTC 2013 A&B TOLL BDS 2013A&B RSV	03/21/2022			36202F2H8	AMORTIZED PREMIUM ON G N M A I I #005276 3.000% 1/20/27 CURRENT YEAR AMORTIZATION	-	-	-	-	(23.80)	-	-
256350023	RCTC 2013 A&B TOLL BDS 2013A&B RSV	03/21/2022	03/20/2022	03/21/2022	36202F2H8	PAID DOWN PAR VALUE OF G N M A I I #005276 3.000% 1/20/27 P & I DUE 03/20/22	(1,891.38)	-	-	1,891.38	(1,911.28)	(9.54)	(10.36)
256350023	RCTC 2013 A&B TOLL BDS 2013A&B RSV	03/21/2022			36202F2H8	INTEREST EARNED ON G N M A I I #005276 3.000% 1/20/27 $1 PV ON 163.5100 SHARES DUE 3/20/2022 P & I DUE 03/20/22	-	-	-	163.51	-	-	-
256350023	RCTC 2013 A&B TOLL BDS 2013A&B RSV	03/21/2022			36202F3H7	AMORTIZED PREMIUM ON G N M A I I #005300 3.000% 2/20/27 CURRENT YEAR AMORTIZATION	-	-	-	-	(30.26)	-	-
256350023	RCTC 2013 A&B TOLL BDS 2013A&B RSV	03/21/2022	03/20/2022	03/21/2022	36202F3H7	PAID DOWN PAR VALUE OF G N M A I I #005300 3.000% 2/20/27 FEBRUARY GNMA DUE 3/20/22	(1,174.52)	-	-	1,174.52	(1,205.13)	-	(30.61)
256350023	RCTC 2013 A&B TOLL BDS 2013A&B RSV	03/21/2022			36202F3H7	INTEREST EARNED ON G N M A I I #005300 3.000% 2/20/27 $1 PV ON 87.5600 SHARES DUE 3/20/2022 FEBRUARY GNMA DUE 3/20/22	-	-	-	87.56	-	-	-
256350023	RCTC 2013 A&B TOLL BDS 2013A&B RSV	03/21/2022			38376TTT9	INTEREST EARNED ON G N M A GTD REMIC 3.000% 11/20/39 $1 PV ON 42.5800 SHARES DUE 3/20/2022 $0.00250/PV ON 17,031.34 PV DUE 3/20/22	-	-	-	42.58	-	-	-
256350023	RCTC 2013 A&B TOLL BDS 2013A&B RSV	03/21/2022			38376TTT9	AMORTIZED PREMIUM ON G N M A GTD REMIC 3.000% 11/20/39 CURRENT YEAR AMORTIZATION	-	-	-	-	(5.14)	-	-
256350023	RCTC 2013 A&B TOLL BDS 2013A&B RSV	03/21/2022	03/20/2022	03/21/2022	38376TTT9	PAID DOWN PAR VALUE OF G N M A GTD REMIC 3.000% 11/20/39	(587.98)	-	-	587.98	(596.54)	-	(8.56)
256350023	RCTC 2013 A&B TOLL BDS 2013A&B RSV	03/21/2022			38377LFC7	INTEREST EARNED ON G N M A GTD REMIC 2.500% 12/20/39 $1 PV ON 9.2700 SHARES DUE 3/20/2022 $0.00208/PV ON 4,450.82 PV DUE 3/20/22	-	-	-	9.27	-	-	-
256350023	RCTC 2013 A&B TOLL BDS 2013A&B RSV	03/21/2022			38377LFC7	AMORTIZED PREMIUM ON G N M A GTD REMIC 2.500% 12/20/39 CURRENT YEAR AMORTIZATION	-	-	-	-	(0.78)	-	-
256350023	RCTC 2013 A&B TOLL BDS 2013A&B RSV	03/21/2022	03/20/2022	03/21/2022	38377LFC7	PAID DOWN PAR VALUE OF G N M A GTD REMIC 2.500% 12/20/39	(2,202.14)	-	-	2,202.14	(2,220.47)	-	(18.33)
256350023	RCTC 2013 A&B TOLL BDS 2013A&B RSV	03/21/2022			38377QKH9	INTEREST EARNED ON G N M A GTD REMIC 3.000% 8/20/40 $1 PV ON 27.0100 SHARES DUE 3/20/2022 $0.00250/PV ON 10,804.16 PV DUE 3/20/22	-	-	-	27.01	-	-	-
256350023	RCTC 2013 A&B TOLL BDS 2013A&B RSV	03/21/2022			38377QKH9	AMORTIZED PREMIUM ON G N M A GTD REMIC 3.000% 8/20/40 CURRENT YEAR AMORTIZATION	-	-	-	-	(2.29)	-	-
256350023	RCTC 2013 A&B TOLL BDS 2013A&B RSV	03/21/2022	03/20/2022	03/21/2022	38377QKH9	PAID DOWN PAR VALUE OF G N M A GTD REMIC 3.000% 8/20/40	(573.94)	-	-	573.94	(579.96)	-	(6.02)
256350023	RCTC 2013 A&B TOLL BDS 2013A&B RSV	03/21/2022			38377RVK8	AMORTIZED PREMIUM ON G N M A GTD REMIC 3.000% 4/20/39 CURRENT YEAR AMORTIZATION	-	-	-	-	(1.74)	-	-
256350023	RCTC 2013 A&B TOLL BDS 2013A&B RSV	03/21/2022			38377RVK8	INTEREST EARNED ON G N M A GTD REMIC 3.000% 4/20/39 $1 PV ON 78.7500 SHARES DUE 3/20/2022 $0.00250/PV ON 31,502.97 PV DUE 3/20/22	-	-	-	78.75	-	-	-
256350023	RCTC 2013 A&B TOLL BDS 2013A&B RSV	03/21/2022	03/20/2022	03/21/2022	38377RVK8	PAID DOWN PAR VALUE OF G N M A GTD REMIC 3.000% 4/20/39	(1,919.47)	-	-	1,919.47	(948.97)	-	970.50
256350023	RCTC 2013 A&B TOLL BDS 2013A&B RSV	03/21/2022			38377YTL4	INTEREST EARNED ON G N M A GTD REMIC 2.000% 5/20/40 $1 PV ON 16.2900 SHARES DUE 3/20/2022 $0.00167/PV ON 9,772.61 PV DUE 3/20/22	-	-	-	16.29	-	-	-
256350023	RCTC 2013 A&B TOLL BDS 2013A&B RSV	03/21/2022			38377YTL4	AMORTIZED PREMIUM ON G N M A GTD REMIC 2.000% 5/20/40 CURRENT YEAR AMORTIZATION	-	-	-	-	(2.03)	-	-
256350023	RCTC 2013 A&B TOLL BDS 2013A&B RSV	03/21/2022	03/20/2022	03/21/2022	38377YTL4	PAID DOWN PAR VALUE OF G N M A GTD REMIC 2.000% 5/20/40	(437.63)	-	-	437.63	(442.01)	-	(4.38)
256350023	RCTC 2013 A&B TOLL BDS 2013A&B RSV	03/21/2022			38378AU90	INTEREST EARNED ON G N M A GTD REMIC 3.000% 10/20/26 $1 PV ON 84.9600 SHARES DUE 3/20/2022 $0.00250/PV ON 33,983.16 PV DUE 3/20/22	-	-	-	84.96	-	-	-
256350023	RCTC 2013 A&B TOLL BDS 2013A&B RSV	03/21/2022			38378AU90	AMORTIZED PREMIUM ON G N M A GTD REMIC 3.000% 10/20/26 CURRENT YEAR AMORTIZATION	-	-	-	-	(16.02)	-	-
256350023	RCTC 2013 A&B TOLL BDS 2013A&B RSV	03/21/2022	03/20/2022	03/21/2022	38378AU90	PAID DOWN PAR VALUE OF G N M A GTD REMIC 3.000% 10/20/26	(2,262.17)	-	-	2,262.17	(2,292.03)	-	(29.86)

RIVERSIDE COUNTY TRANSPORTATION COMMISSION

91 CIP STAMP Portfolio Transaction Report by Account
Quarter ended March 31, 2022

Source Account	Account	Transaction Date	Trade Date	Settlement Date	CUSIP	Description	Units	Price	Miscellaneous Fees	Net Cash Amount	Federal Tax Cost Amount	Short Term Gain/Loss Amount	Long Term Gain/Loss Amount
256350023	RCTC 2013 A&B TOLL BDS 2013A&B RSV	03/21/2022			38378HAU0	AMORTIZED PREMIUM ON G N M A GTD REMIC 1.500% 8/20/27 CURRENT YEAR AMORTIZATION	-	-	-	-	(14.64)	-	-
256350023	RCTC 2013 A&B TOLL BDS 2013A&B RSV	03/21/2022			38378HAU0	INTEREST EARNED ON G N M A GTD REMIC 1.500% 8/20/27 $1 PV ON 49.6600 SHARES DUE 3/20/2022 $0.00125/PV ON 39,732.22 PV DUE 3/20/22	-	-	-	49.66	-	-	-
256350023	RCTC 2013 A&B TOLL BDS 2013A&B RSV	03/21/2022	03/20/2022	03/21/2022	38378HAU0	PAID DOWN PAR VALUE OF G N M A GTD REMIC 1.500% 8/20/27	(1,115.70)	-	-	1,115.70	(1,128.48)	(4.37)	(8.41)
256350023	RCTC 2013 A&B TOLL BDS 2013A&B RSV	03/21/2022			38378JZD7	INTEREST EARNED ON G N M A GTD REMIC 1.500% 12/20/40 $1 PV ON 19.2600 SHARES DUE 3/20/2022 $0.00125/PV ON 15,406.08 PV DUE 3/20/22	-	-	-	19.26	-	-	-
256350023	RCTC 2013 A&B TOLL BDS 2013A&B RSV	03/21/2022	03/20/2022	03/21/2022	38378JZD7	PAID DOWN PAR VALUE OF G N M A GTD REMIC 1.500% 12/20/40	(773.53)	-	-	773.53	(763.86)	-	9.67
256350023	RCTC 2013 A&B TOLL BDS 2013A&B RSV	03/21/2022			38378TAF7	INTEREST EARNED ON G N M A GTD REMIC 2.500% 7/20/41 $1 PV ON 106.7300 SHARES DUE 3/20/2022 $0.00208/PV ON 51,229.18 PV DUE 3/20/22	-	-	-	106.73	-	-	-
256350023	RCTC 2013 A&B TOLL BDS 2013A&B RSV	03/21/2022	03/20/2022	03/21/2022	38378TAF7	PAID DOWN PAR VALUE OF G N M A GTD REMIC 2.500% 7/20/41	(1,643.11)	-	-	1,643.11	(0.01)	-	1,643.10
256350023	RCTC 2013 A&B TOLL BDS 2013A&B RSV	03/21/2022			38380AZ34	INTEREST EARNED ON G N M A GTD REMIC 3.000% 4/20/46 $1 PV ON 129.2100 SHARES DUE 3/20/2022 $0.00250/PV ON 51,683.59 PV DUE 3/20/22	-	-	-	129.21	-	-	-
256350023	RCTC 2013 A&B TOLL BDS 2013A&B RSV	03/21/2022			38380AZ34	AMORTIZED PREMIUM ON G N M A GTD REMIC 3.000% 4/20/46 CURRENT YEAR AMORTIZATION	-	-	-	-	(8.20)	-	-
256350023	RCTC 2013 A&B TOLL BDS 2013A&B RSV	03/21/2022	03/20/2022	03/21/2022	38380AZ34	PAID DOWN PAR VALUE OF G N M A GTD REMIC 3.000% 4/20/46	(1,680.74)	-	-	1,680.74	(1,696.15)	-	(15.41)
256350023	RCTC 2013 A&B TOLL BDS 2013A&B RSV	03/22/2022				CASH DISBURSEMENT TRANSFER TO PRINCIPAL INCOME EARNINGS	-	-	-	(640.73)	-	-	-
256350023	RCTC 2013 A&B TOLL BDS 2013A&B RSV	03/22/2022				CASH RECEIPT TRANSFER FROM INCOME INCOME EARNINGS	-	-	-	640.73	-	-	-
256350023	RCTC 2013 A&B TOLL BDS 2013A&B RSV	03/22/2022	03/22/2022	03/22/2022	31846V401	PURCHASED UNITS OF FIRST AM GOVT OB FD CL D	1,012.25	1.00	-	(1,012.25)	1,012.25	-	-
256350023	RCTC 2013 A&B TOLL BDS 2013A&B RSV	03/25/2022				CASH DISBURSEMENT TRANSFER TO PRINCIPAL INCOME EARNINGS	-	-	-	(5,970.44)	-	-	-
256350023	RCTC 2013 A&B TOLL BDS 2013A&B RSV	03/25/2022				CASH RECEIPT TRANSFER FROM INCOME INCOME EARNINGS	-	-	-	5,970.44	-	-	-
256350023	RCTC 2013 A&B TOLL BDS 2013A&B RSV	03/25/2022			3132A85Y1	AMORTIZED PREMIUM ON F H L M C #ZS8063 2.500% 9/01/32 CURRENT YEAR AMORTIZATION	-	-	-	-	(102.51)	-	-
256350023	RCTC 2013 A&B TOLL BDS 2013A&B RSV	03/25/2022	03/25/2022	03/25/2022	3132A85Y1	PAID DOWN PAR VALUE OF F H L M C #ZS8063 2.500% 9/01/32 FEBRUARY FHLMC DUE 3/25/22	(3,077.96)	-	-	3,077.96	(3,197.57)	-	(119.61)
256350023	RCTC 2013 A&B TOLL BDS 2013A&B RSV	03/25/2022			3132A85Y1	INTEREST EARNED ON F H L M C #ZS8063 2.500% 9/01/32 $1 PV ON 319.3900 SHARES DUE 3/25/2022 FEBRUARY FHLMC DUE 3/25/22	-	-	-	319.39	-	-	-
256350023	RCTC 2013 A&B TOLL BDS 2013A&B RSV	03/25/2022			3132AEFC5	AMORTIZED PREMIUM ON F H L M C #ZT1963 3.500% 11/01/30 CURRENT YEAR AMORTIZATION	-	-	-	-	(358.64)	-	-
256350023	RCTC 2013 A&B TOLL BDS 2013A&B RSV	03/25/2022	03/25/2022	03/25/2022	3132AEFC5	PAID DOWN PAR VALUE OF F H L M C #ZT1963 3.500% 11/01/30 FEBRUARY FHLMC DUE 3/25/22	(7,553.20)	-	-	7,553.20	(7,942.43)	-	(389.23)
256350023	RCTC 2013 A&B TOLL BDS 2013A&B RSV	03/25/2022			3132AEFC5	INTEREST EARNED ON F H L M C #ZT1963 3.500% 11/01/30 $1 PV ON 883.1300 SHARES DUE 3/25/2022 FEBRUARY FHLMC DUE 3/25/22	-	-	-	883.13	-	-	-
256350023	RCTC 2013 A&B TOLL BDS 2013A&B RSV	03/25/2022			3132AEFK7	AMORTIZED PREMIUM ON F H L M C #ZT1970 3.500% 4/01/33 CURRENT YEAR AMORTIZATION	-	-	-	-	(75.75)	-	-
256350023	RCTC 2013 A&B TOLL BDS 2013A&B RSV	03/25/2022	03/25/2022	03/25/2022	3132AEFK7	PAID DOWN PAR VALUE OF F H L M C #ZT1970 3.500% 4/01/33 FEBRUARY FHLMC DUE 3/25/22	(1,304.58)	-	-	1,304.58	(1,390.88)	-	(86.30)
256350023	RCTC 2013 A&B TOLL BDS 2013A&B RSV	03/25/2022			3132AEFK7	INTEREST EARNED ON F H L M C #ZT1970 3.500% 4/01/33 $1 PV ON 170.9700 SHARES DUE 3/25/2022 FEBRUARY FHLMC DUE 3/25/22	-	-	-	170.97	-	-	-
256350023	RCTC 2013 A&B TOLL BDS 2013A&B RSV	03/25/2022			3136A72D3	INTEREST EARNED ON F N M A GTD REMIC 2.482% 4/25/22 $1 PV ON 31.2100 SHARES DUE 3/25/2022 $0.00207/PV ON 15,088.62 PV DUE 3/25/22	-	-	-	31.21	-	-	-
256350023	RCTC 2013 A&B TOLL BDS 2013A&B RSV	03/25/2022	03/25/2022	03/25/2022	3136A72D3	PAID DOWN PAR VALUE OF F N M A GTD REMIC 2.482% 4/25/22	(7,505.90)	-	-	7,505.90	(0.02)	-	7,505.88
256350023	RCTC 2013 A&B TOLL BDS 2013A&B RSV	03/25/2022			3136A8SX9	INTEREST EARNED ON F N M A GTD REMIC 1.500% 9/25/27 $1 PV ON 37.5800 SHARES DUE 3/25/2022 $0.00125/PV ON 30,062.62 PV DUE 3/25/22	-	-	-	37.58	-	-	-
256350023	RCTC 2013 A&B TOLL BDS 2013A&B RSV	03/25/2022			3136A8SX9	AMORTIZED PREMIUM ON F N M A GTD REMIC 1.500% 9/25/27 CURRENT YEAR AMORTIZATION	-	-	-	-	(11.94)	-	-
256350023	RCTC 2013 A&B TOLL BDS 2013A&B RSV	03/25/2022	03/25/2022	03/25/2022	3136A8SX9	PAID DOWN PAR VALUE OF F N M A GTD REMIC 1.500% 9/25/27	(1,019.62)	-	-	1,019.62	(1,032.52)	-	(12.90)
256350023	RCTC 2013 A&B TOLL BDS 2013A&B RSV	03/25/2022			3136ABNZ2	INTEREST EARNED ON F N M A GTD REMIC 2.000% 11/25/42 $1 PV ON 57.0100 SHARES DUE 3/25/2022 $0.00167/PV ON 34,208.59 PV DUE 3/25/22	-	-	-	57.01	-	-	-
256350023	RCTC 2013 A&B TOLL BDS 2013A&B RSV	03/25/2022			3136ABNZ2	AMORTIZED PREMIUM ON F N M A GTD REMIC 2.000% 11/25/42 CURRENT YEAR AMORTIZATION	-	-	-	-	(6.53)	-	-
256350023	RCTC 2013 A&B TOLL BDS 2013A&B RSV	03/25/2022	03/25/2022	03/25/2022	3136ABNZ2	PAID DOWN PAR VALUE OF F N M A GTD REMIC 2.000% 11/25/42	(1,398.43)	-	-	1,398.43	(1,420.79)	-	(22.36)
256350023	RCTC 2013 A&B TOLL BDS 2013A&B RSV	03/25/2022			3136AC7J4	INTEREST EARNED ON F N M A GTD REMIC 2.596% 3/25/23 $1 PV ON 51.5800 SHARES DUE 3/25/2022 $0.00216/PV ON 23,838.87 PV DUE 3/25/22	-	-	-	51.58	-	-	-
256350023	RCTC 2013 A&B TOLL BDS 2013A&B RSV	03/25/2022	03/25/2022	03/25/2022	3136AC7J4	PAID DOWN PAR VALUE OF F N M A GTD REMIC 2.596% 3/25/23	(60.16)	-	-	60.16	(59.53)	-	0.63
256350023	RCTC 2013 A&B TOLL BDS 2013A&B RSV	03/25/2022			3136ADFF1	INTEREST EARNED ON F N M A GTD REMIC 1.500% 4/25/23 $1 PV ON 20.0700 SHARES DUE 3/25/2022 $0.00125/PV ON 16,057.97 PV DUE 3/25/22	-	-	-	20.07	-	-	-
256350023	RCTC 2013 A&B TOLL BDS 2013A&B RSV	03/25/2022	03/25/2022	03/25/2022	3136ADFF1	PAID DOWN PAR VALUE OF F N M A GTD REMIC 1.500% 4/25/23	(1,580.33)	-	-	1,580.33	(1,557.61)	-	22.72
256350023	RCTC 2013 A&B TOLL BDS 2013A&B RSV	03/25/2022			3136AEY84	INTEREST EARNED ON F N M A GTD REMIC 1.750% 7/25/28 $1 PV ON 50.6900 SHARES DUE 3/25/2022 $0.00146/PV ON 34,759.46 PV DUE 3/25/22	-	-	-	50.69	-	-	-
256350023	RCTC 2013 A&B TOLL BDS 2013A&B RSV	03/25/2022			3136AEY84	AMORTIZED PREMIUM ON F N M A GTD REMIC 1.750% 7/25/28 CURRENT YEAR AMORTIZATION	-	-	-	-	(13.71)	-	-
256350023	RCTC 2013 A&B TOLL BDS 2013A&B RSV	03/25/2022	03/25/2022	03/25/2022	3136AEY84	PAID DOWN PAR VALUE OF F N M A GTD REMIC 1.750% 7/25/28	(1,030.85)	-	-	1,030.85	(1,045.45)	-	(14.60)

RIVERSIDE COUNTY TRANSPORTATION COMMISSION

91 CIP STAMP Portfolio Transaction Report by Account
Quarter ended March 31, 2022

Source Account	Account	Transaction Date	Trade Date	Settlement Date	CUSIP	Description	Units	Price	Miscellaneous Fees	Net Cash Amount	Federal Tax Cost Amount	Short Term Gain/Loss Amount	Long Term Gain/Loss Amount
256350023	RCTC 2013 A&B TOLL BDS 2013A&B RSV	03/25/2022			3136AHAE0	INTEREST EARNED ON F N M A GTD REMIC 2.623% 4/25/23 $1 PV ON 29.9400 SHARES DUE 3/25/2022 $0.00218/PV ON 13,721.33 PV DUE 3/25/22	-	-	-	29.94	-	-	-
256350023	RCTC 2013 A&B TOLL BDS 2013A&B RSV	03/25/2022			3136AHAE0	AMORTIZED PREMIUM ON F N M A GTD REMIC 2.623% 4/25/23 CURRENT YEAR AMORTIZATION	-	-	-	-	(3.50)	-	-
256350023	RCTC 2013 A&B TOLL BDS 2013A&B RSV	03/25/2022	03/25/2022	03/25/2022	3136AHAE0	PAID DOWN PAR VALUE OF F N M A GTD REMIC 2.623% 4/25/23	(13.80)	-	-	13.80	(13.86)	-	(0.06)
256350023	RCTC 2013 A&B TOLL BDS 2013A&B RSV	03/25/2022			3137AWQG3	INTEREST EARNED ON F H L M C MLTCL MT 1.58303% 4/25/22 $1 PV ON 10.8100 SHARES DUE 3/25/2022 $0.00132/PV ON 8,193.79 PV DUE 3/25/22	-	-	-	10.81	-	-	-
256350023	RCTC 2013 A&B TOLL BDS 2013A&B RSV	03/25/2022			3137AWQG3	AMORTIZED PREMIUM ON F H L M C MLTCL MT 1.58303% 4/25/22 CURRENT YEAR AMORTIZATION	-	-	-	-	(3.30)	-	-
256350023	RCTC 2013 A&B TOLL BDS 2013A&B RSV	03/25/2022	03/25/2022	03/25/2022	3137AWQG3	PAID DOWN PAR VALUE OF F H L M C MLTCL MT 1.58303% 4/25/22	(4,370.82)	-	-	4,370.82	(4,373.65)	-	(2.83)
256350023	RCTC 2013 A&B TOLL BDS 2013A&B RSV	03/25/2022			3137B1BS0	INTEREST EARNED ON F H L M C MLTCL MT 2.510% 11/25/22 $1 PV ON 770.4500 SHARES DUE 3/25/2022 $0.00209/PV ON 360,000.00 PV DUE 3/25/22	-	-	-	770.45	-	-	-
256350023	RCTC 2013 A&B TOLL BDS 2013A&B RSV	03/25/2022			3137B1BS0	AMORTIZED PREMIUM ON F H L M C MLTCL MT 2.510% 11/25/22 CURRENT YEAR AMORTIZATION	-	-	-	-	(230.93)	-	-
256350023	RCTC 2013 A&B TOLL BDS 2013A&B RSV	03/25/2022	03/25/2022	03/25/2022	3137B1BS0	PAID DOWN PAR VALUE OF F H L M C MLTCL MT 2.510% 11/25/22	(426.01)	-	-	426.01	(429.71)	-	(3.70)
256350023	RCTC 2013 A&B TOLL BDS 2013A&B RSV	03/25/2022			3137B1U75	INTEREST EARNED ON F H L M C MLTCL MT 3.22404% 1/25/23 $1 PV ON 628.5000 SHARES DUE 3/25/2022 $0.00210/PV ON 299,049.50 PV DUE 3/25/22	-	-	-	628.50	-	-	-
256350023	RCTC 2013 A&B TOLL BDS 2013A&B RSV	03/25/2022			3137B1U75	AMORTIZED PREMIUM ON F H L M C MLTCL MT 3.22404% 1/25/23 CURRENT YEAR AMORTIZATION	-	-	-	-	(140.66)	-	-
256350023	RCTC 2013 A&B TOLL BDS 2013A&B RSV	03/25/2022	03/25/2022	03/25/2022	3137B1U75	PAID DOWN PAR VALUE OF F H L M C MLTCL MT 3.22404% 1/25/23	(166,676.87)	-	-	166,676.87	(169,977.96)	-	(3,301.09)
256350023	RCTC 2013 A&B TOLL BDS 2013A&B RSV	03/25/2022			3137B1UG5	INTEREST EARNED ON F H L M C MLTCL MTG 2.637% 1/25/23 $1 PV ON 527.4000 SHARES DUE 3/25/2022 $0.00220/PV ON 240,000.00 PV DUE 3/25/22	-	-	-	527.40	-	-	-
256350023	RCTC 2013 A&B TOLL BDS 2013A&B RSV	03/25/2022			3137B3NW4	INTEREST EARNED ON F H L M C MLTCL MTG 2.778% 9/25/22 $1 PV ON 18.8400 SHARES DUE 3/25/2022 $0.00232/PV ON 8,138.90 PV DUE 3/25/22	-	-	-	18.84	-	-	-
256350023	RCTC 2013 A&B TOLL BDS 2013A&B RSV	03/25/2022			3137B3NW4	AMORTIZED PREMIUM ON F H L M C MLTCL MTG 2.778% 9/25/22 CURRENT YEAR AMORTIZATION	-	-	-	-	(6.03)	-	-
256350023	RCTC 2013 A&B TOLL BDS 2013A&B RSV	03/25/2022	03/25/2022	03/25/2022	3137B3NW4	PAID DOWN PAR VALUE OF F H L M C MLTCL MTG 2.778% 9/25/22	(1,315.67)	-	-	1,315.67	(1,322.32)	(6.65)	-
256350023	RCTC 2013 A&B TOLL BDS 2013A&B RSV	03/25/2022			3137BJQ71	INTEREST EARNED ON F H L M C MLTCL MT 2.76996% 5/25/25 $1 PV ON 403.9600 SHARES DUE 3/25/2022 $0.00231/PV ON 175,000.00 PV DUE 3/25/22	-	-	-	403.96	-	-	-
256350023	RCTC 2013 A&B TOLL BDS 2013A&B RSV	03/25/2022			3137BLAC2	INTEREST EARNED ON F H L M C MLTCL MT 3.284% 6/25/25 $1 PV ON 37000.0000 SHARES DUE 3/25/2022	-	-	-	101.26	-	-	-
256350023	RCTC 2013 A&B TOLL BDS 2013A&B RSV	03/25/2022			3137BLW87	INTEREST EARNED ON F H L M C MLTCL MTG 2.802% 1/25/25 $1 PV ON 384.0000 SHARES DUE 3/25/2022 $0.00234/PV ON 164,455.82 PV DUE 3/25/22	-	-	-	384.00	-	-	-
256350023	RCTC 2013 A&B TOLL BDS 2013A&B RSV	03/25/2022			3137BLW87	AMORTIZED PREMIUM ON F H L M C MLTCL MTG 2.802% 1/25/25 CURRENT YEAR AMORTIZATION	-	-	-	-	(163.70)	-	-
256350023	RCTC 2013 A&B TOLL BDS 2013A&B RSV	03/25/2022	03/25/2022	03/25/2022	3137BLW87	PAID DOWN PAR VALUE OF F H L M C MLTCL MTG 2.802% 1/25/25	(4,818.48)	-	-	4,818.48	(4,997.32)	-	(178.84)
256350023	RCTC 2013 A&B TOLL BDS 2013A&B RSV	03/25/2022			3137BYPQ7	AMORTIZED PREMIUM ON F H L M C MLTCL MT 0.44256% 4/25/24 CURRENT YEAR AMORTIZATION	-	-	-	-	(313.96)	-	-
256350023	RCTC 2013 A&B TOLL BDS 2013A&B RSV	03/25/2022	03/25/2022	03/25/2022	3137BYPQ7	PAID DOWN PAR VALUE OF F H L M C MLTCL MT 0.44256% 4/25/24	(308.65)	-	-	308.65	(322.08)	-	(13.43)
256350023	RCTC 2013 A&B TOLL BDS 2013A&B RSV	03/25/2022			3137BYPQ7	INTEREST EARNED ON F H L M C MLTCL MT 0.44256% 4/25/24 $1 PV ON 497.6800 SHARES DUE 3/25/2022 $0.00242/PV ON 205,581.64 PV DUE 3/25/22	-	-	-	497.68	-	-	-
256350023	RCTC 2013 A&B TOLL BDS 2013A&B RSV	03/25/2022			3137F4CY6	INTEREST EARNED ON F H L M C MLTCL MT 0.52896% 9/25/24 $1 PV ON 97.2600 SHARES DUE 3/25/2022 $0.00243/PV ON 39,969.29 PV DUE 3/25/22	-	-	-	97.26	-	-	-
256350023	RCTC 2013 A&B TOLL BDS 2013A&B RSV	03/25/2022			3137F4CY6	AMORTIZED PREMIUM ON F H L M C MLTCL MT 0.52896% 9/25/24 CURRENT YEAR AMORTIZATION	-	-	-	-	(49.65)	-	-
256350023	RCTC 2013 A&B TOLL BDS 2013A&B RSV	03/25/2022	03/25/2022	03/25/2022	3137F4CY6	PAID DOWN PAR VALUE OF F H L M C MLTCL MT 0.52896% 9/25/24	(18.68)	-	-	18.68	(19.66)	(0.98)	-
256350023	RCTC 2013 A&B TOLL BDS 2013A&B RSV	03/25/2022			3137FYUR5	INTEREST EARNED ON F H L M C MLTCL 0.22993% 8/26/24 $1 PV ON 26.0900 SHARES DUE 3/25/2022 $0.00019/PV ON 136,187.06 PV DUE 3/25/22	-	-	-	26.09	-	-	-
256350023	RCTC 2013 A&B TOLL BDS 2013A&B RSV	03/25/2022			3138EKXL4	INTEREST EARNED ON F N M A #AL3382 2.351% 3/01/23 $1 PV ON 110730.5100 SHARES DUE 3/25/2022 PENALTY PAYMENT	-	-	-	27.29	-	-	-
256350023	RCTC 2013 A&B TOLL BDS 2013A&B RSV	03/25/2022			3138EKXL4	ACCREDITED DISCOUNT ON F N M A #AL3382 2.351% 3/01/23 MARKET DISCOUNT	-	-	-	-	2.31	-	-
256350023	RCTC 2013 A&B TOLL BDS 2013A&B RSV	03/25/2022			3138EKXL4	ACCREDITED DISCOUNT ON F N M A #AL3382 2.351% 3/01/23 MARKET DISCOUNT	-	-	-	-	1.21	-	-
256350023	RCTC 2013 A&B TOLL BDS 2013A&B RSV	03/25/2022			3138EKXL4	ACCREDITED DISCOUNT ON F N M A #AL3382 2.351% 3/01/23 MARKET DISCOUNT	-	-	-	-	1.22	-	-
256350023	RCTC 2013 A&B TOLL BDS 2013A&B RSV	03/25/2022	03/25/2022	03/25/2022	3138EKXL4	PAID DOWN PAR VALUE OF F N M A #AL3382 2.351% 3/01/23 P & I DUE 03/25/22	(4,893.49)	-	-	4,893.49	(4,892.90)	-	0.59
256350023	RCTC 2013 A&B TOLL BDS 2013A&B RSV	03/25/2022			3138EKXL4	INTEREST EARNED ON F N M A #AL3382 2.351% 3/01/23 $1 PV ON 202.4800 SHARES DUE 3/25/2022 P & I DUE 03/25/22	-	-	-	202.48	-	-	-
256350023	RCTC 2013 A&B TOLL BDS 2013A&B RSV	03/25/2022			3138ENQD4	AMORTIZED PREMIUM ON F N M A #AL5851 3.500% 10/01/29 CURRENT YEAR AMORTIZATION	-	-	-	-	(29.19)	-	-
256350023	RCTC 2013 A&B TOLL BDS 2013A&B RSV	03/25/2022	03/25/2022	03/25/2022	3138ENQD4	PAID DOWN PAR VALUE OF F N M A #AL5851 3.500% 10/01/29 FEBRUARY FNMA DUE 3/25/22	(642.86)	-	-	642.86	(678.32)	(35.46)	-
256350023	RCTC 2013 A&B TOLL BDS 2013A&B RSV	03/25/2022			3138ENQD4	INTEREST EARNED ON F N M A #AL5851 3.500% 10/01/29 $1 PV ON 60.4900 SHARES DUE 3/25/2022 FEBRUARY FNMA DUE 3/25/22	-	-	-	60.49	-	-	-
256350023	RCTC 2013 A&B TOLL BDS 2013A&B RSV	03/25/2022			3138EQRJ3	AMORTIZED PREMIUM ON F N M A #AL7688 3.500% 11/01/30 CURRENT YEAR AMORTIZATION	-	-	-	-	(57.74)	-	-
256350023	RCTC 2013 A&B TOLL BDS 2013A&B RSV	03/25/2022	03/25/2022	03/25/2022	3138EQRJ3	PAID DOWN PAR VALUE OF F N M A #AL7688 3.500% 11/01/30 FEBRUARY FNMA DUE 3/25/22	(1,628.03)	-	-	1,628.03	(1,718.37)	-	(90.34)

RIVERSIDE COUNTY TRANSPORTATION COMMISSION

91 CIP STAMP Portfolio Transaction Report by Account
Quarter ended March 31, 2022

Source Account	Account	Transaction Date	Trade Date	Settlement Date	CUSIP	Description	Units	Price	Miscellaneous Fees	Net Cash Amount	Federal Tax Cost Amount	Short Term Gain/Loss Amount	Long Term Gain/Loss Amount
256350023	RCTC 2013 A&B TOLL BDS 2013A&B RSV	03/25/2022			3138EQRJ3	INTEREST EARNED ON F N M A #AL7688 3.500% 11/01/30 $1 PV ON 131.0600 SHARES DUE 3/25/2022 FEBRUARY FNMA DUE 3/25/22	-	-	-	131.06	-	-	-
256350023	RCTC 2013 A&B TOLL BDS 2013A&B RSV	03/25/2022			3138ETQP4	AMORTIZED PREMIUM ON F N M A #AL8561 3.500% 6/01/31 CURRENT YEAR AMORTIZATION	-	-	-	-	(89.25)	-	-
256350023	RCTC 2013 A&B TOLL BDS 2013A&B RSV	03/25/2022	03/25/2022	03/25/2022	3138ETQP4	PAID DOWN PAR VALUE OF F N M A #AL8561 3.500% 6/01/31 FEBRUARY FNMA DUE 3/25/22	(1,362.59)	-	-	1,362.59	(1,447.91)	-	(85.32)
256350023	RCTC 2013 A&B TOLL BDS 2013A&B RSV	03/25/2022			3138ETQP4	INTEREST EARNED ON F N M A #AL8561 3.500% 6/01/31 $1 PV ON 188.0000 SHARES DUE 3/25/2022 FEBRUARY FNMA DUE 3/25/22	-	-	-	188.00	-	-	-
256350023	RCTC 2013 A&B TOLL BDS 2013A&B RSV	03/25/2022			3138WEMJ5	AMORTIZED PREMIUM ON F N M A #AS4860 2.500% 5/01/30 CURRENT YEAR AMORTIZATION	-	-	-	-	(57.32)	-	-
256350023	RCTC 2013 A&B TOLL BDS 2013A&B RSV	03/25/2022	03/25/2022	03/25/2022	3138WEMJ5	PAID DOWN PAR VALUE OF F N M A #AS4860 2.500% 5/01/30 FEBRUARY FNMA DUE 3/25/22	(1,161.98)	-	-	1,161.98	(1,206.76)	(13.09)	(31.69)
256350023	RCTC 2013 A&B TOLL BDS 2013A&B RSV	03/25/2022			3138WEMJ5	INTEREST EARNED ON F N M A #AS4860 2.500% 5/01/30 $1 PV ON 146.6600 SHARES DUE 3/25/2022 FEBRUARY FNMA DUE 3/25/22	-	-	-	146.66	-	-	-
256350023	RCTC 2013 A&B TOLL BDS 2013A&B RSV	03/25/2022			3140J8ME0	AMORTIZED PREMIUM ON F N M A #BM3956 3.000% 12/01/32 CURRENT YEAR AMORTIZATION	-	-	-	-	(47.60)	-	-
256350023	RCTC 2013 A&B TOLL BDS 2013A&B RSV	03/25/2022	03/25/2022	03/25/2022	3140J8ME0	PAID DOWN PAR VALUE OF F N M A #BM3956 3.000% 12/01/32 FEBRUARY FNMA DUE 3/25/22	(705.73)	-	-	705.73	(743.51)	(8.68)	(29.10)
256350023	RCTC 2013 A&B TOLL BDS 2013A&B RSV	03/25/2022			3140J8ME0	INTEREST EARNED ON F N M A #BM3956 3.000% 12/01/32 $1 PV ON 124.4700 SHARES DUE 3/25/2022 FEBRUARY FNMA DUE 3/25/22	-	-	-	124.47	-	-	-
256350023	RCTC 2013 A&B TOLL BDS 2013A&B RSV	03/25/2022			3140JAU97	AMORTIZED PREMIUM ON F N M A #BM6007 2.596% 6/01/49 CURRENT YEAR AMORTIZATION	-	-	-	-	(21.37)	-	-
256350023	RCTC 2013 A&B TOLL BDS 2013A&B RSV	03/25/2022	03/25/2022	03/25/2022	3140JAU97	PAID DOWN PAR VALUE OF F N M A #BM6007 2.596% 6/01/49 P & I DUE 03/25/22	(24.23)	-	-	24.23	(25.09)	-	(0.86)
256350023	RCTC 2013 A&B TOLL BDS 2013A&B RSV	03/25/2022			3140JAU97	INTEREST EARNED ON F N M A #BM6007 2.596% 6/01/49 $1 PV ON 44.0200 SHARES DUE 3/25/2022 P & I DUE 03/25/22	-	-	-	44.02	-	-	-
256350023	RCTC 2013 A&B TOLL BDS 2013A&B RSV	03/25/2022			3140X9VK8	AMORTIZED PREMIUM ON F N M A #FM6017 3.000% 2/01/35 CURRENT YEAR AMORTIZATION	-	-	-	-	(138.04)	-	-
256350023	RCTC 2013 A&B TOLL BDS 2013A&B RSV	03/25/2022	03/25/2022	03/25/2022	3140X9VK8	PAID DOWN PAR VALUE OF F N M A #FM6017 3.000% 2/01/35 FEBRUARY FNMA DUE 3/25/22	(4,659.61)	-	-	4,659.61	(4,932.53)	-	(272.92)
256350023	RCTC 2013 A&B TOLL BDS 2013A&B RSV	03/25/2022			3140X9VK8	INTEREST EARNED ON F N M A #FM6017 3.000% 2/01/35 $1 PV ON 378.1800 SHARES DUE 3/25/2022 FEBRUARY FNMA DUE 3/25/22	-	-	-	378.18	-	-	-
256350023	RCTC 2013 A&B TOLL BDS 2013A&B RSV	03/25/2022			31418CDH4	AMORTIZED PREMIUM ON F N M A #MA2803 2.500% 11/01/31 CURRENT YEAR AMORTIZATION	-	-	-	-	(121.54)	-	-
256350023	RCTC 2013 A&B TOLL BDS 2013A&B RSV	03/25/2022	03/25/2022	03/25/2022	31418CDH4	PAID DOWN PAR VALUE OF F N M A #MA2803 2.500% 11/01/31 FEBRUARY FNMA DUE 3/25/22	(3,500.51)	-	-	3,500.51	(3,646.60)	(146.09)	-
256350023	RCTC 2013 A&B TOLL BDS 2013A&B RSV	03/25/2022			31418CDH4	INTEREST EARNED ON F N M A #MA2803 2.500% 11/01/31 $1 PV ON 330.9200 SHARES DUE 3/25/2022 FEBRUARY FNMA DUE 3/25/22	-	-	-	330.92	-	-	-
256350023	RCTC 2013 A&B TOLL BDS 2013A&B RSV	03/25/2022			31418DYF3	AMORTIZED PREMIUM ON F N M A #MA4309 2.000% 3/01/31 CURRENT YEAR AMORTIZATION	-	-	-	-	(126.59)	-	-
256350023	RCTC 2013 A&B TOLL BDS 2013A&B RSV	03/25/2022	03/25/2022	03/25/2022	31418DYF3	PAID DOWN PAR VALUE OF F N M A #MA4309 2.000% 3/01/31 FEBRUARY FNMA DUE 3/25/22	(3,610.04)	-	-	3,610.04	(3,718.24)	(96.23)	(11.97)
256350023	RCTC 2013 A&B TOLL BDS 2013A&B RSV	03/25/2022			31418DYF3	INTEREST EARNED ON F N M A #MA4309 2.000% 3/01/31 $1 PV ON 364.5500 SHARES DUE 3/25/2022 FEBRUARY FNMA DUE 3/25/22	-	-	-	364.55	-	-	-
256350023	RCTC 2013 A&B TOLL BDS 2013A&B RSV	03/25/2022	03/25/2022	03/25/2022	31846V401	PURCHASED UNITS OF FIRST AM GOVT OB FD CL D	6,516.52	1.00	-	(6,516.52)	6,516.52	-	-
256350023	RCTC 2013 A&B TOLL BDS 2013A&B RSV	03/25/2022	03/25/2022	03/25/2022	31846V401	PURCHASED UNITS OF FIRST AM GOVT OB FD CL D	225,295.79	1.00	-	(225,295.79)	225,295.79	-	-
256350023	RCTC 2013 A&B TOLL BDS 2013A&B RSV	03/28/2022				CASH DISBURSEMENT TRANSFER TO PRINCIPAL INCOME EARNINGS	-	-	-	(1,172.79)	-	-	-
256350023	RCTC 2013 A&B TOLL BDS 2013A&B RSV	03/28/2022				CASH RECEIPT TRANSFER FROM INCOME INCOME EARNINGS	-	-	-	1,172.79	-	-	-
256350023	RCTC 2013 A&B TOLL BDS 2013A&B RSV	03/28/2022	03/28/2022	03/28/2022	31846V401	SOLD UNITS OF FIRST AM GOVT OB FD CL D	(27.29)	1.00	-	27.29	(27.29)	-	-
256350023	RCTC 2013 A&B TOLL BDS 2013A&B RSV	03/31/2022				CASH DISBURSEMENT TRANSFER TO PRINCIPAL INCOME EARNINGS	-	-	-	(2,097.71)	-	-	-
256350023	RCTC 2013 A&B TOLL BDS 2013A&B RSV	03/31/2022				CASH RECEIPT TRANSFER FROM INCOME INCOME EARNINGS	-	-	-	2,097.71	-	-	-
256350023	RCTC 2013 A&B TOLL BDS 2013A&B RSV	03/31/2022	03/31/2022	03/31/2022	31846V401	PURCHASED UNITS OF FIRST AM GOVT OB FD CL D	2,125.00	1.00	-	(2,125.00)	2,125.00	-	-
256350023	RCTC 2013 A&B TOLL BDS 2013A&B RSV	03/31/2022			912828ZF0	INTEREST EARNED ON U S TREASURY NT 0.500% 3/31/25 $1 PV ON 365000.0000 SHARES DUE 3/31/2022	-	-	-	912.50	-	-	-
256350023	RCTC 2013 A&B TOLL BDS 2013A&B RSV	03/31/2022			91282CAM3	INTEREST EARNED ON U S TREASURY NT 0.250% 9/30/25 $1 PV ON 970000.0000 SHARES DUE 3/31/2022	-	-	-	1,212.50	-	-	-
										(52,278.65)	**132,050.59**	**(5,822.09)**	**54,874.24**

RIVERSIDE COUNTY TRANSPORTATION COMMISSION

2017 Financing STAMP Portfolio by Investment Category for quarter ended March 31, 2022

Source Account	Account	CUSIP	Asset Category Name	Asset Name 1	Asset Name 2	Maturity Date	Issue Date	Shares/Par	Book Value	Call Date	Market Value	Unrealized Gain/Loss	Coupon	Yield	S&P Rating	Moody Rating
240907004	RCTC 2017 TIFIA PRJ SALES TAX REV		CASH	Principal Cash							2,232.29					
240907004	RCTC 2017 TIFIA PRJ SALES TAX REV		CASH	Income Cash							(2,232.29)					
240907004	RCTC 2017 TIFIA PRJ SALES TAX REV	02530KD64	CASH EQUIVALENTS	AMERICAN CRYSTAL SUGAR CO DISC C P	04/06/2022	04/06/2022	03/08/2022	425,000.00	424,768.61		424,974.50	205.89		0.000		
240907004	RCTC 2017 TIFIA PRJ SALES TAX REV	31846V203	CASH EQUIVALENTS	FIRST AMERICAN GOVERNMENT	OBLIG FD CL Y			199,373.41	199,373.41		199,373.41	-		0.006		
240907004	RCTC 2017 TIFIA PRJ SALES TAX REV	63743DD57	CASH EQUIVALENTS	NATIONAL RURAL UTILS C P	04/05/2022	04/05/2022	03/23/2022	500,000.00	499,922.36		499,975.00	52.64		0.000		
240907020	RCTC 2017 TIFIA RAMP UP FD	31846V203	CASH EQUIVALENTS	FIRST AMERICAN GOVERNMENT	OBLIG FD CL Y			255,397.14	255,397.14		255,397.14	-		0.006		
240907004	RCTC 2017 TIFIA PRJ SALES TAX REV	025816CD9	CORPORATE OBLIGATIONS	AMERICAN EXPRESS CO	2.750 05/20/2022	05/20/2022	05/20/2019	423,000.00	427,303.91	4/20/2022	423,300.33	(4,003.58)	2.750	2.748	BBB+	A2
240907004	RCTC 2017 TIFIA PRJ SALES TAX REV	025816CK3	CORPORATE OBLIGATIONS	AMERICAN EXPRESS CO SR	0.750 11/03/2023	11/03/2023	11/04/2021	285,000.00	284,971.50		277,983.30	(6,988.20)	0.750	0.769	BBB+	A2
240907004	RCTC 2017 TIFIA PRJ SALES TAX REV	02582JHS2	CORPORATE OBLIGATIONS	AMERICAN EXPRESS CREDIT ACCOUNT	A B S SER 2018 3 CL A	10/15/2025	03/21/2018	150,000.00	150,105.85		150,192.00	86.15	VAR	0.476	N/A	AAA
240907004	RCTC 2017 TIFIA PRJ SALES TAX REV	02582JJM3	CORPORATE OBLIGATIONS	AMERICAN EXPRESS CREDIT	C M O SER 2019 3 CL A	04/15/2025	09/23/2019	100,000.00	100,856.14		100,270.00	(586.14)	2.000	1.995	AAA	N/A
240907004	RCTC 2017 TIFIA PRJ SALES TAX REV	06051GFB0	CORPORATE OBLIGATIONS	BANK OF AMERICA CORP	MEDIUM TERM NOTE	01/22/2024	01/21/2014	500,000.00	533,013.97		513,195.00	(19,818.97)	4.125	4.019	A-	A2
240907004	RCTC 2017 TIFIA PRJ SALES TAX REV	06367CLT2	CORPORATE OBLIGATIONS	BANK MONTREAL CHICAGO BRH	C D	09/27/2022	09/27/2021	225,000.00	225,000.00		224,752.50	(247.50)	VAR	0.202		
240907004	RCTC 2017 TIFIA PRJ SALES TAX REV	084670BR8	CORPORATE OBLIGATIONS	BERKSHIRE HATHAWAY INC	2.750 03/15/2023	03/15/2023	03/15/2016	305,000.00	308,060.84	1/15/2023	307,125.85	(934.99)	2.750	2.731	AA	AA2
240907004	RCTC 2017 TIFIA PRJ SALES TAX REV	12597PAC2	CORPORATE OBLIGATIONS	CNH EQUIPMENT TRUST	A B S SER 2020 A CL A3	06/16/2025	05/27/2020	65,183.82	65,600.21		64,719.71	(880.50)	1.160	1.168	AAA	AAA
240907004	RCTC 2017 TIFIA PRJ SALES TAX REV	12598AAB6	CORPORATE OBLIGATIONS	CNH EQUIPMENT TRUST	A B S SER 2021 A CL A2	03/15/2024	03/15/2021	126,857.77	126,847.85		126,477.20	(370.65)	VAR	0.231	AAA	N/A
240907004	RCTC 2017 TIFIA PRJ SALES TAX REV	14042WAC4	CORPORATE OBLIGATIONS	CAPITAL ONE PRIME AUTO	A B S SER 2019 1 CL A3	11/15/2023	05/30/2019	79,603.12	80,031.28		79,837.95	(193.32)	2.510	2.503	AAA	AAA
240907004	RCTC 2017 TIFIA PRJ SALES TAX REV	14313FAD1	CORPORATE OBLIGATIONS	CARMAX AUTO OWNER TRUST	A B S SER 2018 3 CL A3	06/15/2023	07/25/2018	0.02	0.02		0.02	-	3.130	3.130	AAA	N/A
240907004	RCTC 2017 TIFIA PRJ SALES TAX REV	14315FAF4	CORPORATE OBLIGATIONS	CARMAX AUTO OWNER TRUST	A B S SER 2020 3 CL B	03/16/2026	07/22/2020	120,000.00	120,125.35		116,040.00	(4,085.35)	1.090	1.127	AAA	N/A
240907004	RCTC 2017 TIFIA PRJ SALES TAX REV	14315PAD7	CORPORATE OBLIGATIONS	CARMAX AUTO OWNER TRUST	A B S SER 2019 3 CL A3	08/15/2024	07/30/2019	200,293.03	202,080.72		200,703.63	(1,377.09)	2.180	2.176	AAA	N/A
240907004	RCTC 2017 TIFIA PRJ SALES TAX REV	14315XAC2	CORPORATE OBLIGATIONS	CARMAX AUTO OWNER TRUST	A B S SER 2020 1 CL A3	12/16/2024	01/22/2020	59,822.96	60,432.27		59,776.90	(655.37)	1.890	1.891	AAA	N/A
240907004	RCTC 2017 TIFIA PRJ SALES TAX REV	14316LAC7	CORPORATE OBLIGATIONS	CARMAX AUTO OWNER TRUST	A B S SER 2019 2 CL A3	03/15/2024	04/17/2019	289,614.85	291,921.61		290,582.16	(1,339.43)	2.680	2.671	AAA	N/A
240907004	RCTC 2017 TIFIA PRJ SALES TAX REV	14316NAB5	CORPORATE OBLIGATIONS	CARMAX AUTO OWNER TR	A B S SER 2021 1 CL A2A	02/15/2024	01/27/2021	41,712.88	41,712.89		41,655.73	(57.16)	0.220	0.220	AAA	N/A
240907004	RCTC 2017 TIFIA PRJ SALES TAX REV	14316NAC3	CORPORATE OBLIGATIONS	CARMAX AUTO OWNER TR	A B S SER 2021 1 CL A 3	12/15/2025	01/27/2021	160,000.00	157,550.00		156,136.00	(1,414.00)	VAR	0.348	AAA	N/A
240907004	RCTC 2017 TIFIA PRJ SALES TAX REV	14317CAA0	CORPORATE OBLIGATIONS	CARMAX AUTO OWNER TR 2022 1	A B S SER 2022 1 CL A1	02/15/2023	01/26/2022	185,864.53	185,864.53		185,613.61	(250.92)	VAR	0.292	N/A	N/A
240907004	RCTC 2017 TIFIA PRJ SALES TAX REV	14687BAF3	CORPORATE OBLIGATIONS	CARVANA AUTO RECB TR	A B S SER 2021 P1 CL A 2	03/10/2024	03/18/2021	91,289.57	91,302.93		91,181.85	(121.08)	VAR	0.280	AAA	N/A
240907004	RCTC 2017 TIFIA PRJ SALES TAX REV	15189WAM2	CORPORATE OBLIGATIONS	CENTERPOINT ENERGY RES CORP	0.700 03/02/2023	03/02/2023	03/02/2021	485,000.00	484,529.55		477,889.90	(6,639.65)	0.700	0.710	BBB+	A3
240907004	RCTC 2017 TIFIA PRJ SALES TAX REV	161571HP2	CORPORATE OBLIGATIONS	CHASE ISSUANCE TRUST	C M O SER 2020 A1 CL A1	01/15/2025	02/18/2020	200,000.00	199,617.19		199,570.00	(47.19)	1.530	1.533	AAA	N/R
240907004	RCTC 2017 TIFIA PRJ SALES TAX REV	172967LQ2	CORPORATE OBLIGATIONS	CITIGROUP INC	2.700 10/27/2022	10/27/2022	10/27/2017	750,000.00	763,197.71	9/27/2022	754,095.00	(9,102.71)	2.700	2.685	BBB+	A3
240907004	RCTC 2017 TIFIA PRJ SALES TAX REV	17305EGM1	CORPORATE OBLIGATIONS	CITIBANK CREDIT CARD ISSUANCE TRUST	A B S SER 2018 A3 CL A3	05/23/2025	05/29/2018	100,000.00	102,222.66		101,266.00	(956.66)	3.290	3.249	AAA	AAA
240907004	RCTC 2017 TIFIA PRJ SALES TAX REV	20826FAA4	CORPORATE OBLIGATIONS	CONOCOPHILLIPS COMPANY	2.400 12/15/2022	12/15/2022	12/07/2012	85,000.00	85,520.20	9/15/2022	85,322.15	(198.05)	2.400	2.391	A-	A3
240907004	RCTC 2017 TIFIA PRJ SALES TAX REV	21684LC59	CORPORATE OBLIGATIONS	COOPERATIEVE CENTRALE	C D	06/15/2022	09/15/2021	375,000.00	374,945.97		374,823.75	(122.22)	VAR	0.142		
240907004	RCTC 2017 TIFIA PRJ SALES TAX REV	233854AC2	CORPORATE OBLIGATIONS	DAIMLER TRUCKS RETAIL TRUST	A B S SER 2020 1 CL A3	09/15/2023	03/18/2020	72,805.51	72,998.31		72,828.81	(169.50)	1.220	1.220	N/A	AAA
240907004	RCTC 2017 TIFIA PRJ SALES TAX REV	24422EVM8	CORPORATE OBLIGATIONS	JOHN DEERE CAPITAL CORP	MEDIUM TERM NOTE	01/17/2023	03/04/2021	625,000.00	624,781.25		619,812.50	(4,968.75)	0.250	0.252	A	A2
240907004	RCTC 2017 TIFIA PRJ SALES TAX REV	345286AA6	CORPORATE OBLIGATIONS	FORD CR AUTO OWN TR 2022 A	A B S SER 2022 A CL A 1	02/15/2023	01/24/2022	177,484.30	177,484.30		177,294.39	(189.91)	0.238	0.239	N/A	N/A
240907004	RCTC 2017 TIFIA PRJ SALES TAX REV	34528QHB3	CORPORATE OBLIGATIONS	FORD CREDIT FLOORPLAN MASTER	A B S SER 2019 3 CL A2	09/15/2024	09/20/2019	200,000.00	200,156.25		200,138.00	(18.25)	VAR	0.738	AAA	AAA
240907004	RCTC 2017 TIFIA PRJ SALES TAX REV	34528QHL1	CORPORATE OBLIGATIONS	FORD CREDIT MSTR TR A	A B S SER 2020 1 CL A2	09/15/2025	09/18/2020	395,000.00	395,518.70		395,430.55	(88.15)	VAR	0.644	N/A	AAA
240907004	RCTC 2017 TIFIA PRJ SALES TAX REV	34531KAD4	CORPORATE OBLIGATIONS	FORD CREDIT AUTO OWNER TRUST	A B S SER 2019 CL A3	03/15/2024	11/22/2019	425,003.89	427,226.61		425,390.64	(1,835.97)	1.870	1.868	AAA	AAA
240907004	RCTC 2017 TIFIA PRJ SALES TAX REV	36258MAF1	CORPORATE OBLIGATIONS	GM FIN CONS ATMB REC TR 2019	A B S SER 2019 4 CL B	02/18/2025	10/16/2019	300,000.00	305,098.03		298,839.00	(6,259.03)	2.040	2.048	N/A	AAA
240907004	RCTC 2017 TIFIA PRJ SALES TAX REV	38013FAD3	CORPORATE OBLIGATIONS	GM FINANCIAL SECURITIZED TERM	C M O SER 2018 4 CL A3	10/16/2023	10/10/2018	24,011.83	24,076.62		24,059.37	(17.25)	3.210	3.204	AAA	AAA
240907004	RCTC 2017 TIFIA PRJ SALES TAX REV	38141GYL2	CORPORATE OBLIGATIONS	GOLDMAN SACHS GROUP INC	0.925 10/21/2024	10/21/2024	10/21/2021	500,000.00	500,000.00	10/21/2023	484,650.00	(15,350.00)	0.925	0.954	BBB+	A2
240907004	RCTC 2017 TIFIA PRJ SALES TAX REV	38141GZF4	CORPORATE OBLIGATIONS	GOLDMAN SACHS GROUP INC	12/06/2023 VAR	12/06/2023	12/06/2021	330,000.00	330,000.00		328,617.30	(1,382.70)	VAR	0.680	BBB+	A2
240907004	RCTC 2017 TIFIA PRJ SALES TAX REV	43814WAC9	CORPORATE OBLIGATIONS	HONDA AUTO RECEIVABLES	A B S SER 2019 1 CL A3	03/20/2023	02/27/2019	39,780.63	39,936.29		39,879.29	(57.00)	2.830	2.823	AAA	N/A
240907004	RCTC 2017 TIFIA PRJ SALES TAX REV	46647PCA2	CORPORATE OBLIGATIONS	JPMORGAN CHASE CO	03/16/2024 VAR	03/16/2024	03/16/2021	340,000.00	340,000.00	3/16/2023	338,949.40	(1,050.60)	VAR	0.631	A-	A2
240907004	RCTC 2017 TIFIA PRJ SALES TAX REV	58769EAC2	CORPORATE OBLIGATIONS	MERCEDES BENZ AUTO LEASE	A B S SER 2020 B CL A3	11/15/2023	09/23/2020	340,000.00	340,416.47		337,922.60	(2,493.87)	0.400	0.402	AAA	N/A
240907004	RCTC 2017 TIFIA PRJ SALES TAX REV	61744YAQ1	CORPORATE OBLIGATIONS	MORGAN STANLEY	3.737 04/24/2024	04/24/2024	04/24/2018	430,000.00	447,075.45	4/24/2023	434,257.00	(12,818.45)	3.737	3.700	BBB+	A1
240907004	RCTC 2017 TIFIA PRJ SALES TAX REV	63743HEU2	CORPORATE OBLIGATIONS	NATIONAL RURAL UTIL COOP	MEDIUM TERM NOTE	02/08/2024	02/08/2021	310,000.00	306,648.90		297,029.60	(9,619.30)	0.350	0.365	A-	A2
240907004	RCTC 2017 TIFIA PRJ SALES TAX REV	65339KBV1	CORPORATE OBLIGATIONS	NEXTERA ENERGY CAP	03/01/2023 VAR	03/01/2023	03/17/2021	225,000.00	225,000.00		224,768.25	(231.75)	VAR	0.590	BBB+	BAA1
240907004	RCTC 2017 TIFIA PRJ SALES TAX REV	65339KBX7	CORPORATE OBLIGATIONS	NEXTERA ENERGY CAP HLDGS INC	11/03/2023 VAR	11/03/2023	11/03/2021	120,000.00	120,000.00	5/3/2022	119,506.80	(493.20)	VAR	0.451	BBB+	BAA1
240907004	RCTC 2017 TIFIA PRJ SALES TAX REV	79466LAG9	CORPORATE OBLIGATIONS	SALESFORCE COM INC	0.625 07/15/2024	07/15/2024	07/12/2021	260,000.00	259,867.40	7/15/2022	248,937.00	(10,930.40)	0.625	0.653	A+	A2
240907004	RCTC 2017 TIFIA PRJ SALES TAX REV	80285RAE8	CORPORATE OBLIGATIONS	SANTANDER DRIVE AUTO TR	A B S SER 2020 2 CL B	11/15/2024	07/22/2020	48,645.70	48,689.29		48,627.21	(62.08)	VAR	0.960	N/A	AAA
240907004	RCTC 2017 TIFIA PRJ SALES TAX REV	80286NAE6	CORPORATE OBLIGATIONS	SANTANDER DRIVE AUTO RECEIVABLES	A B S SER 2021 1 CL B	04/15/2025	02/17/2021	280,000.00	278,818.75		278,812.80	(5.95)	0.500	0.502	N/A	AAA
240907004	RCTC 2017 TIFIA PRJ SALES TAX REV	80286NAF3	CORPORATE OBLIGATIONS	SANTANDER DRIVE AUTO	A B S SER 2021 1 CL C	02/17/2026	02/17/2021	100,000.00	100,105.58		98,067.00	(2,038.58)	0.750	0.765	N/A	AAA
240907004	RCTC 2017 TIFIA PRJ SALES TAX REV	828807DR5	CORPORATE OBLIGATIONS	SIMON PPTY GROUP L P	01/11/2024 VAR	01/11/2024	01/11/2022	120,000.00	120,000.00	1/11/2023	119,888.40	(111.60)	VAR	0.000	A-	A3
240907004	RCTC 2017 TIFIA PRJ SALES TAX REV	842400HC0	CORPORATE OBLIGATIONS	SOUTHERN CA EDISON CO 1M GLBL 2021C	24	04/01/2024	04/01/2021	220,000.00	220,000.00	4/1/2023	219,854.80	(145.20)	VAR	0.914	A-	A3
240907004	RCTC 2017 TIFIA PRJ SALES TAX REV	87166PAF8	CORPORATE OBLIGATIONS	SYNCHRONY CARD ISSUANCE TRUST	A B S SER 2019 A2 CL A	06/16/2025	06/24/2019	250,000.00	250,654.30		250,585.00	(69.30)	2.340	2.335	N/A	AAA
240907004	RCTC 2017 TIFIA PRJ SALES TAX REV	89236XAC0	CORPORATE OBLIGATIONS	TOYOTA AUTO RECEIVABLES	A B S SER 2020 D CL A3	01/15/2025	10/13/2020	300,000.00	298,722.66		296,541.00	(2,181.66)	0.350	0.354	AAA	N/A
240907004	RCTC 2017 TIFIA PRJ SALES TAX REV	91324PDD1	CORPORATE OBLIGATIONS	UNITEDHEALTH GROUP INC	2.375 10/15/2022	10/15/2022	10/25/2017	300,000.00	301,755.00		301,401.00	(354.00)	2.375	2.364	A+	A3
240907004	RCTC 2017 TIFIA PRJ SALES TAX REV	927804FJ8	CORPORATE OBLIGATIONS	VIRGINIA ELEC POWER CO	3.450 09/01/2022	09/01/2022	09/01/2010	750,000.00	759,916.07		752,280.00	(7,636.07)	3.450	3.440	BBB+	A2
240907004	RCTC 2017 TIFIA PRJ SALES TAX REV	95000U2C6	CORPORATE OBLIGATIONS	WELLS FARGO COMPANY	MEDIUM TERM NOTE	01/24/2024	01/24/2019	450,000.00	475,322.27	12/24/2023	458,217.00	(17,105.27)	3.750	3.683	BBB+	A1
240907004	RCTC 2017 TIFIA PRJ SALES TAX REV	98162HAC4	CORPORATE OBLIGATIONS	WORLD OMNI AUTOMOBILE LEASE	A B S SER 2020 A CL A3	01/15/2023	02/12/2020	56,746.89	57,078.67		56,803.64	(275.03)	1.700	1.698	N/A	AAA
240907004	RCTC 2017 TIFIA PRJ SALES TAX REV	06739GCR8	FOREIGN OBLIGATIONS	BARCLAYS BANK PLC	1.700 05/12/2022	05/12/2022	05/12/2020	300,000.00	300,165.00		300,153.00	(12.00)	1.700	1.699	A	A1
240907004	RCTC 2017 TIFIA PRJ SALES TAX REV	22550UAB7	FOREIGN OBLIGATIONS	CREDIT SUISSE AG NEW YORK	02/02/2024 VAR	02/02/2024	02/02/2021	410,000.00	410,000.00		406,773.30	(3,226.70)	VAR	0.443	A+	A1
240907004	RCTC 2017 TIFIA PRJ SALES TAX REV	13032UXJ2	MUNICIPAL OBLIGATIONS	CALIFORNIA HEALTH FACS FING AUTH REV	TAXABLE NO PLACE LIKE HO 2020	06/01/2022	11/04/2020	170,000.00	170,131.78		169,894.60	(237.18)	0.417	0.417	AA-	AA3
240907004	RCTC 2017 TIFIA PRJ SALES TAX REV	442349EJ1	MUNICIPAL OBLIGATIONS	HOUSTON TX ARPT SYS REV SUB LIEN	TAXABLE REF BDS 2020 C TX	07/01/2022	10/20/2020	110,000.00	109,958.20		110,049.50	91.30	0.883	0.883	A	A1
240907004	RCTC 2017 TIFIA PRJ SALES TAX REV	56052AD60	MUNICIPAL OBLIGATIONS	MAINE ST SER A	2.500 06/01/2022 TAXABLE	06/01/2022	06/26/2019	125,000.00	126,061.25		125,375.00	(686.25)	2.500	2.493	AA	AA2
240907004	RCTC 2017 TIFIA PRJ SALES TAX REV	594615HN9	MUNICIPAL OBLIGATIONS	MICHIGAN ST BLDG AUTH REV REF	TAXABLE BDS 2020 I	10/15/2022	09/17/2020	150,000.00	149,476.50		149,287.50	(189.00)	0.461	0.463	N/A	AA2
240907004	RCTC 2017 TIFIA PRJ SALES TAX REV	64986MJ63	MUNICIPAL OBLIGATIONS	NEW YORK ST HSG FIN AGY REV VAR REV	BDS 2004B	11/15/2036	11/09/2006	300,000.00	300,000.00		300,000.00	-	VAR	0.089	N/A	VMIG1
240907004	RCTC 2017 TIFIA PRJ SALES TAX REV	73358W4V3	MUNICIPAL OBLIGATIONS	PORT AUTH N Y N J TAXABLE	CONSOLIDATED NTS AAA NY	07/01/2023	07/08/2020	210,000.00	208,248.60		207,501.00	(747.60)	1.086	1.099	A+	AA3
240907004	RCTC 2017 TIFIA PRJ SALES TAX REV	79623PEN1	MUNICIPAL OBLIGATIONS	SAN ANTONIO TX TAXABLE GEN IMPT REF	BDS 2020	02/01/2023	06/15/2020	135,000.00	133,903.80		133,608.15	(295.65)	0.478	0.483	AAA	AAA
240907004	RCTC 2017 TIFIA PRJ SALES TAX REV	928075FS4	MUNICIPAL OBLIGATIONS	VIRGINIA PORT AUTH COMWLTH PORT FD	REV REV REF BDS 2012	07/01/2022	01/25/2012	140,000.00	140,823.20		140,684.60	(138.60)	3.070	3.055	AA+	AA1
240907004	RCTC 2017 TIFIA PRJ SALES TAX REV	97689P2K3	MUNICIPAL OBLIGATIONS	WISCONSIN ST HSG ECONOMIC DEV AUTH	HOME OWNERSHIP REV REV BDS 2006 B	09/01/2037	01/19/2006	500,000.00	500,000.00		500,000.00	-	VAR	0.108	A-1+	VMIG1
240907004	RCTC 2017 TIFIA PRJ SALES TAX REV	3133T52K8	US TREAS & AGENCY OBLIGATIONS	F H L M C MULTICLASS MTG PARTN	C M O SER G037 CL J	07/17/2024	07/01/1994	219,280.55	227,228.86		225,348.04	(1,880.82)	6.000	5.838	N/A	N/A
240907004	RCTC 2017 TIFIA PRJ SALES TAX REV	3136AGP89	US TREAS & AGENCY OBLIGATIONS	F N M A GTD R E M I C PASS THRU	C M O SER 2013 114 CL Z	03/25/2040	10/01/2013	201,878.48	203,014.05		202,516.42	(497.63)	3.000	2.991	N/A	N/A
240907004	RCTC 2017 TIFIA PRJ SALES TAX REV	3137B04Y7	US TREAS & AGENCY OBLIGATIONS	F H L M C MULTICLASS MTG PARTN	C M O SER KSMC CL A2	01/25/2023	03/01/2013	200,000.00	201,789.06		200,992.00	(797.06)	2.615	2.602	N/A	N/A
240907004	RCTC 2017 TIFIA PRJ SALES TAX REV	3137B1U75	US TREAS & AGENCY OBLIGATIONS	F H L M C MULTICLASS MTG PARTN	C M O SER K S01 CL A2	01/25/2023	05/07/2013	27,867.92	27,904.94		27,952.36	47.42	2.522	3.214	N/A	N/A
240907004	RCTC 2017 TIFIA PRJ SALES TAX REV	3137B5JM6	US TREAS & AGENCY OBLIGATIONS	F H L M C MULTICLASS MTG PARTN	C M O SER K034 CL A2	07/25/2023	11/01/2013	50,000.00	51,148.44		50,697.50	(450.94)	3.531	3.482	N/A	N/A
240907004	RCTC 2017 TIFIA PRJ SALES TAX REV	3137B7YX1	US TREAS & AGENCY OBLIGATIONS	F H L M C MULTICLASS MTG PARTN	C M O SER K037 CL A1	04/25/2023	03/01/2014	198,505.76	199,938.78		199,418.89	(73.09)	2.592	2.580	AAA	N/A
240907004	RCTC 2017 TIFIA PRJ SALES TAX REV	3137BC2N7	US TREAS & AGENCY OBLIGATIONS	F H L M C MULTICLASS MTG PARTN	C M O SER KX01 CL A	02/25/2023	07/01/2014	35,551.30	35,759.29		35,527.48	(231.81)	2.364	2.366	N/A	N/A
240907004	RCTC 2017 TIFIA PRJ SALES TAX REV	3137BJP56	US TREAS & AGENCY OBLIGATIONS	F H L M C MULTICLASS MTG PARTN	C M O SER K046 CL A1	01/25/2025	06/01/2015	75,053.67	76,097.39		75,269.82	(827.57)	2.697	2.689	N/A	N/A
240907004	RCTC 2017 TIFIA PRJ SALES TAX REV	3137BJQ71	US TREAS & AGENCY OBLIGATIONS	F H L M C MULTICLASS MTG PARTN	C M O SER KPLB CL A	05/25/2025	06/01/2015	300,000.00	314,898.88		299,637.00	(15,261.88)	2.770	2.773	N/A	N/A
240907004	RCTC 2017 TIFIA PRJ SALES TAX REV	3137BSPW7	US TREAS & AGENCY OBLIGATIONS	F H L M C MULTICLASS MTG PARTN	C M O SER K723 CL A2	08/25/2023	11/01/2016	188,591.41	189,482.80		189,085.52	(397.28)	2.454	2.448	N/A	N/A
240907004	RCTC 2017 TIFIA PRJ SALES TAX REV	3137FQXG3	US TREAS & AGENCY OBLIGATIONS	F H L M C MULTICLASS MTG PARTN	C M O SER KI05 CL A	07/25/2024	01/28/2020	84,505.34	84,505.34		84,505.34	-	VAR	0.417	N/A	N/A
240907004	RCTC 2017 TIFIA PRJ SALES TAX REV	3137G0FJ3	US TREAS & AGENCY OBLIGATIONS	F H L M C MULTICLASS MTG PARTN	C M O SER 2015 HQ2 CL M3	05/25/2025	06/09/2015	75,401.22	76,140.85		75,401.22	(739.63)	VAR	3.208	N/A	AAA

RIVERSIDE COUNTY TRANSPORTATION COMMISSION

2017 Financing STAMP Portfolio by Investment Category for quarter ended March 31, 2022

Source Account	Account	CUSIP	Asset Category Name	Asset Name 1	Asset Name 2	Maturity Date	Issue Date	Shares/Par	Book Value	Call Date	Market Value	Unrealized Gain/Loss	Coupon	Yield	S&P Rating	Moody Rating
240907004	RCTC 2017 TIFIA PRJ SALES TAX REV	31416BTW8	US TREAS & AGENCY OBLIGATIONS	F N M A PARTN CERT	POOL #995265	01/01/2024	12/01/2008	56,389.12	56,724.88		57,506.19	781.31	5.500	5.393	N/A	N/A
240907004	RCTC 2017 TIFIA PRJ SALES TAX REV	38378JZD7	US TREAS & AGENCY OBLIGATIONS	G N M A GTD R E M I C PASS THRU	C M O SER 2013 47 CL EC	12/20/2040	03/01/2013	57,158.44	57,625.41		56,846.35	(779.06)	1.500	1.508	N/A	N/A
240907004	RCTC 2017 TIFIA PRJ SALES TAX REV	912828ZD5	US TREAS & AGENCY OBLIGATIONS	U S TREASURY NOTE	0.500 03/15/2023	03/15/2023	03/16/2020	850,000.00	853,000.55		840,701.00	(12,299.55)	0.500	0.506	N/A	AAA
240907004	RCTC 2017 TIFIA PRJ SALES TAX REV	912828ZP8	US TREAS & AGENCY OBLIGATIONS	U S TREASURY NOTE	0.125 05/15/2023	05/15/2023	05/15/2020	580,000.00	570,937.50		568,968.40	(1,969.10)	0.125	0.127	N/A	AAA
240907004	RCTC 2017 TIFIA PRJ SALES TAX REV	91282CCQ2	US TREAS & AGENCY OBLIGATIONS	U S TREASURY NOTE	07/31/2023 VAR	07/31/2023	07/31/2021	1,510,000.00	1,510,647.64		1,512,174.40	1,526.76	VAR	0.000	N/A	AAA
240907004	RCTC 2017 TIFIA PRJ SALES TAX REV	91282CDE8	US TREAS & AGENCY OBLIGATIONS	U S TREASURY NOTE	10/31/2023 VAR	10/31/2023	11/01/2021	1,150,000.00	1,151,887.16		1,152,070.00	182.84	VAR	0.324	N/A	AAA
240907020	RCTC 2017 TIFIA RAMP UP FD	3128MMT52	US TREAS & AGENCY OBLIGATIONS	F H L M C GOLD PARTN CERT	POOL #G18571	10/01/2030	10/01/2015	164,177.88	170,186.11		162,613.26	(7,572.85)	2.500	2.524	N/A	N/A
240907020	RCTC 2017 TIFIA RAMP UP FD	3128MMUL5	US TREAS & AGENCY OBLIGATIONS	F H L M C GOLD PARTN CERT	POOL #G18586	02/01/2031	02/01/2016	13,594.14	14,138.22		13,464.59	(673.63)	2.500	2.524	N/A	N/A
240907020	RCTC 2017 TIFIA RAMP UP FD	31307NP40	US TREAS & AGENCY OBLIGATIONS	F H L M C GOLD PARTN CERT	POOL #J32243	07/01/2030	07/01/2015	66,693.64	70,332.15		67,437.27	(2,894.88)	3.000	2.967	N/A	N/A
240907020	RCTC 2017 TIFIA RAMP UP FD	3130AR2C4	US TREAS & AGENCY OBLIGATIONS	FEDERAL HOME LOAN BKS	2.200 02/28/2025	02/28/2025	02/28/2022	105,000.00	105,000.00		103,794.60	(1,205.40)	2.200	2.226	AA+	AAA
240907020	RCTC 2017 TIFIA RAMP UP FD	3132A8GL7	US TREAS & AGENCY OBLIGATIONS	F H L M C PARTN CERT MIRROR	POOL #ZS7403	05/01/2031	09/01/2018	52,311.04	55,029.71		52,731.62	(2,298.09)	3.000	2.976	N/A	N/A
240907020	RCTC 2017 TIFIA RAMP UP FD	3132AEF68	US TREAS & AGENCY OBLIGATIONS	F H L M C PARTN CERT	POOL #ZT1989	01/01/2033	05/01/2019	35,102.81	37,582.12		36,012.67	(1,569.45)	3.500	3.412	N/A	N/A
240907020	RCTC 2017 TIFIA RAMP UP FD	3132AEFC5	US TREAS & AGENCY OBLIGATIONS	F H L M C PARTN CERT UMBS	POOL #ZT1963	11/01/2030	05/01/2019	69,740.69	73,447.58		71,203.85	(2,246.86)	3.500	3.428	N/A	N/A
240907020	RCTC 2017 TIFIA RAMP UP FD	3133Q5GZ3	US TREAS & AGENCY OBLIGATIONS	F H L M C GTD R E M I C PASS THRU	STRIPPED TR 370 CL 100	09/25/2033	12/01/2020	51,350.06	51,852.85		49,409.03	(2,443.82)	1.000	1.039	N/A	N/A
240907020	RCTC 2017 TIFIA RAMP UP FD	3134GW6E1	US TREAS & AGENCY OBLIGATIONS	F H L M C M T N	0.320 11/02/2023	11/02/2023	11/02/2020	400,000.00	400,285.95		388,056.00	(12,229.95)	0.320	0.330	N/A	AAA
240907020	RCTC 2017 TIFIA RAMP UP FD	3136A72D3	US TREAS & AGENCY OBLIGATIONS	F N M A GTD R E M I C PASS THRU	C M O SER 2012 M9 CL A2	04/25/2022	08/01/2012	479.90	479.98		479.36	(0.63)	2.482	2.485	N/A	N/A
240907020	RCTC 2017 TIFIA RAMP UP FD	3136A7D25	US TREAS & AGENCY OBLIGATIONS	F N M A GTD R E M I C PASS THRU	C M O SER 2012 83 CL PC	07/25/2041	07/01/2012	13,526.01	13,650.41		13,584.71	(65.70)	3.000	2.987	N/A	N/A
240907020	RCTC 2017 TIFIA RAMP UP FD	3136A8SX9	US TREAS & AGENCY OBLIGATIONS	F N M A GTD R E M I C PASS THRU	C M O SER 2012 102 CL BJ	09/25/2027	08/01/2012	13,757.19	13,929.80		13,413.95	(515.85)	1.500	1.538	N/A	N/A
240907020	RCTC 2017 TIFIA RAMP UP FD	3136A96F0	US TREAS & AGENCY OBLIGATIONS	F N M A GTD R E M I C PASS THRU	C M O SER 2012 M17 CL A2	11/25/2022	11/01/2012	24,440.20	23,688.87		24,445.09	756.22	2.184	2.183	N/A	N/A
240907020	RCTC 2017 TIFIA RAMP UP FD	3136ABNZ2	US TREAS & AGENCY OBLIGATIONS	F N M A GTD R E M I C PASS THRU	C M O SER 2012 148 CL MC	11/25/2042	12/01/2012	15,584.82	15,832.97		15,524.82	(308.15)	2.000	2.008	N/A	N/A
240907020	RCTC 2017 TIFIA RAMP UP FD	3136AC7J4	US TREAS & AGENCY OBLIGATIONS	F N M A GTD R E M I C PASS THRU	C M O SER 2013 M6 CL 2A	03/25/2023	04/01/2013	16,212.76	15,946.13		16,254.75	308.62	VAR	2.589	N/A	N/A
240907020	RCTC 2017 TIFIA RAMP UP FD	3136ADZA0	US TREAS & AGENCY OBLIGATIONS	F N M A GTD R E M I C PASS THRU	C M O SER 2013 27 CL KA	04/25/2028	03/01/2013	35,831.97	36,129.61		34,728.70	(1,400.90)	1.250	1.290	N/A	N/A
240907020	RCTC 2017 TIFIA RAMP UP FD	3136AEY84	US TREAS & AGENCY OBLIGATIONS	F N M A GTD R E M I C PASS THRU	C M O SER 2013 70 CL DG	07/25/2028	06/01/2013	15,976.70	16,201.27		15,617.38	(583.89)	1.750	1.790	N/A	N/A
240907020	RCTC 2017 TIFIA RAMP UP FD	3136AMM48	US TREAS & AGENCY OBLIGATIONS	F N M A GTD R E M I C PASS THRU	C M O SER 2015 M4 CL AV2	07/25/2022	03/01/2015	3,096.65	3,023.11		3,095.01	71.90	2.509	2.510	N/A	N/A
240907020	RCTC 2017 TIFIA RAMP UP FD	3136AQZK9	US TREAS & AGENCY OBLIGATIONS	F N M A GTD R E M I C PASS THRU	C M O SER 2015 89 CL KE	11/25/2031	11/01/2015	50,321.80	51,522.40		49,177.48	(2,344.92)	2.000	2.047	N/A	N/A
240907020	RCTC 2017 TIFIA RAMP UP FD	3136G46A6	US TREAS & AGENCY OBLIGATIONS	F N M A	0.300 10/27/2023	10/27/2023	10/27/2020	130,000.00	129,967.50		126,509.50	(3,458.00)	0.300	0.308	AA+	AAA
240907020	RCTC 2017 TIFIA RAMP UP FD	3137AQQE1	US TREAS & AGENCY OBLIGATIONS	F H L M C MULTICLASS MTG PARTN	C M O SER 4039 CL QB	05/15/2027	05/01/2012	30,429.26	30,794.33		29,715.09	(1,079.25)	1.500	1.536	N/A	N/A
240907020	RCTC 2017 TIFIA RAMP UP FD	3137AWWM3	US TREAS & AGENCY OBLIGATIONS	F H L M C MULTICLASS MTG PARTN	C M O SER 4138 CL HA	12/15/2027	12/01/2012	16,455.07	16,595.35		16,007.00	(588.35)	1.250	1.285	N/A	N/A
240907020	RCTC 2017 TIFIA RAMP UP FD	3137AYCE9	US TREAS & AGENCY OBLIGATIONS	F H L M C MULTICLASS MTG PARTN	C M O SER K025 CL A2	10/25/2022	02/01/2013	98,481.58	98,872.73		98,891.26	18.53	2.682	2.671	N/A	AAA
240907020	RCTC 2017 TIFIA RAMP UP FD	3137AYSH5	US TREAS & AGENCY OBLIGATIONS	F H L M C MULTICLASS MTG PARTN	C M O SER 4165 CL TE	12/15/2042	02/01/2013	98,672.66	100,571.86		94,524.46	(6,047.13)	1.750	1.827	N/A	N/A
240907020	RCTC 2017 TIFIA RAMP UP FD	3137B1U75	US TREAS & AGENCY OBLIGATIONS	F H L M C MULTICLASS MTG PARTN	C M O SER K S01 CL A2	01/25/2023	05/07/2013	41,801.86	41,093.20		41,928.52	835.32	2.522	3.214	N/A	N/A
240907020	RCTC 2017 TIFIA RAMP UP FD	3137B2Z78	US TREAS & AGENCY OBLIGATIONS	F H L M C MULTICLASS MTG PARTN	C M O SER 4221 CL GA	07/15/2023	06/01/2013	10,673.82	10,689.69		10,673.61	(16.08)	1.400	1.400	N/A	N/A
240907020	RCTC 2017 TIFIA RAMP UP FD	3137B3NW4	US TREAS & AGENCY OBLIGATIONS	F H L M C MULTICLASS MTG PARTN	C M O SER K031 CL A1	09/25/2022	08/01/2013	13,646.45	13,529.17		13,683.70	154.53	2.778	2.770	N/A	AAA
240907020	RCTC 2017 TIFIA RAMP UP FD	3137B6DF5	US TREAS & AGENCY OBLIGATIONS	F H L M C MULTICLASS MTG PARTN	C M O SER 4272 CL YG	11/15/2026	11/01/2013	43,441.27	44,028.90		43,419.11	(609.79)	2.000	2.001	N/A	N/A
240907020	RCTC 2017 TIFIA RAMP UP FD	3137B7YY9	US TREAS & AGENCY OBLIGATIONS	F H L M C MULTICLASS MTG PARTN	C M O SER K037 CL A2	01/25/2024	03/01/2014	209,000.00	219,500.55		211,754.62	(7,745.93)	3.490	3.445	AAA	N/A
240907020	RCTC 2017 TIFIA RAMP UP FD	3137B84S3	US TREAS & AGENCY OBLIGATIONS	F H L M C MULTICLASS MTG PARTN	C M O SER 4305 CL CT	02/15/2029	02/01/2014	24,069.39	23,768.53		24,007.29	238.76	2.000	2.005	N/A	N/A
240907020	RCTC 2017 TIFIA RAMP UP FD	3137B9RN7	US TREAS & AGENCY OBLIGATIONS	F H L M C MULTICLASS MTG PARTN	C M O SER 4328 CL EA	12/15/2027	04/01/2014	45,940.38	46,576.45		46,193.05	(383.39)	2.500	2.486	N/A	N/A
240907020	RCTC 2017 TIFIA RAMP UP FD	3137BDCW4	US TREAS & AGENCY OBLIGATIONS	F H L M C MULTICLASS MTG PARTN	C M O SER K039 CL A2	07/25/2024	09/01/2014	175,000.00	185,260.79		177,212.00	(8,048.79)	3.303	3.262	N/A	N/A
240907020	RCTC 2017 TIFIA RAMP UP FD	3137BFE80	US TREAS & AGENCY OBLIGATIONS	F H L M C MULTICLASS MTG PARTN	C M O SER K041 CL A1	08/25/2024	12/01/2014	33,637.38	34,515.72		33,790.77	(724.95)	2.720	2.708	N/A	N/A
240907020	RCTC 2017 TIFIA RAMP UP FD	3137BJQ71	US TREAS & AGENCY OBLIGATIONS	F H L M C MULTICLASS MTG PARTN	C M O SER KPLB CL A	05/25/2025	06/01/2015	150,000.00	159,000.36		149,818.50	(9,181.86)	2.770	2.773	N/A	N/A
240907020	RCTC 2017 TIFIA RAMP UP FD	3137BLW87	US TREAS & AGENCY OBLIGATIONS	F H L M C MULTICLASS MTG PARTN	C M O SER K050 CL A1	01/25/2025	11/01/2015	159,637.32	165,454.51		160,269.48	(5,212.46)	2.802	2.791	N/A	N/A
240907020	RCTC 2017 TIFIA RAMP UP FD	3138EQRJ3	US TREAS & AGENCY OBLIGATIONS	F N M A PARTN CERT	POOL #AL7688	11/01/2030	11/01/2015	152,154.89	160,546.67		156,075.92	(4,470.75)	3.500	3.412		
240907020	RCTC 2017 TIFIA RAMP UP FD	3138ETQP4	US TREAS & AGENCY OBLIGATIONS	F N M A PARTN CERT	POOL #AL8561	06/01/2031	05/01/2016	30,113.70	31,988.27		31,180.93	(807.34)	3.500	3.380	N/A	N/A
240907020	RCTC 2017 TIFIA RAMP UP FD	3138WEMJ5	US TREAS & AGENCY OBLIGATIONS	F N M A PARTN CERT	POOL #AS4860	05/01/2030	04/01/2015	172,207.56	178,630.22		170,593.98	(8,036.24)	2.500	2.524	N/A	N/A
240907020	RCTC 2017 TIFIA RAMP UP FD	31392J6N4	US TREAS & AGENCY OBLIGATIONS	F N M A GTD R E M I C PASS THRU	C M O SER 2003 23 CL EQ	04/25/2023	03/01/2003	48,142.38	48,234.08		48,712.39	478.31	5.500	5.436	N/A	N/A
240907020	RCTC 2017 TIFIA RAMP UP FD	3140J8ME0	US TREAS & AGENCY OBLIGATIONS	F N M A PARTN CERT UMBS	POOL #BM3956	12/01/2032	05/01/2018	22,309.28	23,456.23		22,520.33	(935.90)	3.000	2.972	N/A	N/A
240907020	RCTC 2017 TIFIA RAMP UP FD	3140X4H90	US TREAS & AGENCY OBLIGATIONS	F N M A PARTN CERT UMBS	POOL #FM1155	06/01/2032	06/01/2019	156,321.68	162,858.27		154,728.76	(8,126.17)	2.500	2.526	N/A	N/A
240907020	RCTC 2017 TIFIA RAMP UP FD	3140X7LS6	US TREAS & AGENCY OBLIGATIONS	F N M A PARTN CERT	POOL #FM3936	08/01/2035	07/01/2020	87,346.26	91,102.71		86,456.20	(4,646.51)	2.500	2.526	N/A	N/A
240907020	RCTC 2017 TIFIA RAMP UP FD	3140X9VK8	US TREAS & AGENCY OBLIGATIONS	F N M A PARTN CERT	POOL #FM6017	02/01/2035	02/01/2021	69,814.66	73,887.29		70,375.97	(3,511.32)	3.000	2.976	N/A	N/A
240907020	RCTC 2017 TIFIA RAMP UP FD	31418CDH4	US TREAS & AGENCY OBLIGATIONS	F N M A PARTN CERT	POOL #MA2803	11/01/2031	10/01/2016	32,621.47	33,906.21		32,289.06	(1,617.15)	2.500	2.526	N/A	N/A
240907020	RCTC 2017 TIFIA RAMP UP FD	31418D7K2	US TREAS & AGENCY OBLIGATIONS	F N M A PARTN CERT UMBS	POOL #MA4497	11/01/2036	11/01/2021	396,586.42	404,848.19		385,616.84	(19,231.35)	2.000	2.057	N/A	N/A
240907020	RCTC 2017 TIFIA RAMP UP FD	31418DSA1	US TREAS & AGENCY OBLIGATIONS	F N M A PARTN CERT UMBS	POOL #MA4112	08/01/2035	07/01/2020	65,992.99	68,822.28		66,523.57	(2,298.71)	3.000	2.976	N/A	N/A
240907020	RCTC 2017 TIFIA RAMP UP FD	31418DVU3	US TREAS & AGENCY OBLIGATIONS	F N M A PARTN CERT UMBS	POOL #MA4226	12/01/2030	12/01/2020	183,681.07	189,044.99		179,787.03	(9,257.96)	2.000	2.043	N/A	N/A
240907020	RCTC 2017 TIFIA RAMP UP FD	36176XQB8	US TREAS & AGENCY OBLIGATIONS	G N M A PARTN CERT	POOL #779250	05/15/2027	05/01/2012	122,619.75	126,359.88		123,522.23	(2,837.06)	3.000	2.978	N/A	N/A
240907020	RCTC 2017 TIFIA RAMP UP FD	36179NAJ7	US TREAS & AGENCY OBLIGATIONS	G N M A I I PASS THRU CERT	POOL #MA0909	04/20/2028	04/01/2013	9,178.25	9,467.51		9,156.50	(311.01)	3.000	3.007	N/A	N/A
240907020	RCTC 2017 TIFIA RAMP UP FD	36179NHK7	US TREAS & AGENCY OBLIGATIONS	G N M A I I PARTN CERT	POOL #MA1134	07/20/2028	07/01/2013	65,088.04	66,593.00		65,567.09	(1,025.91)	3.000	2.978		
240907020	RCTC 2017 TIFIA RAMP UP FD	36179NKP2	US TREAS & AGENCY OBLIGATIONS	G N M A II PARTN CERT	POOL #MA1202	08/20/2028	08/01/2013	18,986.12	19,569.84		18,788.85	(780.99)	2.500	2.526	N/A	N/A
240907020	RCTC 2017 TIFIA RAMP UP FD	36202F2H8	US TREAS & AGENCY OBLIGATIONS	G N M A I I PASS THRU CERT	POOL #005276	01/20/2027	01/01/2012	13,300.68	13,440.27		13,397.91	(42.36)	3.000	2.978	N/A	N/A
240907020	RCTC 2017 TIFIA RAMP UP FD	36202F3H7	US TREAS & AGENCY OBLIGATIONS	G N M A I I PASS THRU CERT	POOL #005300	02/20/2027	02/01/2012	14,971.44	15,348.21		15,081.03	(267.18)	3.000	2.978	N/A	N/A
240907020	RCTC 2017 TIFIA RAMP UP FD	38376T5Z1	US TREAS & AGENCY OBLIGATIONS	G N M A GTD R E M I C PASS THRU	C M O SER 2010 4 CL PD	01/16/2039	01/01/2010	23,678.19	24,388.61		23,794.45	(594.16)	3.000	2.985	N/A	N/A
240907020	RCTC 2017 TIFIA RAMP UP FD	38376V2E6	US TREAS & AGENCY OBLIGATIONS	G N M A GTD R E M I C PASS THRU	C M O SER 2010 19 CL UA	07/16/2039	02/01/2010	9,825.20	10,047.44		9,979.55	(67.89)	4.000	3.938	N/A	N/A
240907020	RCTC 2017 TIFIA RAMP UP FD	38377LFC7	US TREAS & AGENCY OBLIGATIONS	G N M A GTD R E M I C PASS THRU	C M O SER 2010 116 CL NE	12/20/2039	09/01/2010	1,060.68	1,069.45		1,060.16	(9.29)	2.500	2.501	N/A	N/A
240907020	RCTC 2017 TIFIA RAMP UP FD	38377QKH9	US TREAS & AGENCY OBLIGATIONS	G N M A GTD R E M I C PASS THRU	C M O SER 2011 18 CL PG	08/20/2040	02/01/2011	4,576.68	4,623.33		4,585.28	(38.05)	3.000	2.994	N/A	N/A
240907020	RCTC 2017 TIFIA RAMP UP FD	38378HAU0	US TREAS & AGENCY OBLIGATIONS	G N M A GTD R E M I C PASS THRU	C M O SER 2012 96 CL AD	08/20/2027	08/01/2012	35,436.33	35,824.50		34,427.81	(1,396.70)	1.500	1.544	N/A	N/A
240907020	RCTC 2017 TIFIA RAMP UP FD	38378JZD7	US TREAS & AGENCY OBLIGATIONS	G N M A GTD R E M I C PASS THRU	C M O SER 2013 47 CL EC	12/20/2040	03/01/2013	6,401.76	6,321.74		6,366.81	45.07	1.500	1.508	N/A	N/A
240907020	RCTC 2017 TIFIA RAMP UP FD	38378VC45	US TREAS & AGENCY OBLIGATIONS	G N M A GTD R E M I C PASS THRU	C M O SER 2013 116 CL MA	12/16/2041	08/01/2013	23,849.35	22,988.54		23,830.99	842.45	2.250	2.252	N/A	N/A
240907020	RCTC 2017 TIFIA RAMP UP FD	912828L57	US TREAS & AGENCY OBLIGATIONS	U S TREASURY NOTE	1.750 09/30/2022	09/30/2022	09/30/2015	725,000.00	726,461.21		727,494.00	1,357.11	1.750	1.744	N/A	AAA
240907020	RCTC 2017 TIFIA RAMP UP FD	912828YK0	US TREAS & AGENCY OBLIGATIONS	U S TREASURY NOTE	1.375 10/15/2022	10/15/2022	10/15/2019	815,000.00	815,393.38		815,986.15	592.77	1.375	1.373	N/A	AAA
240907020	RCTC 2017 TIFIA RAMP UP FD	912828YY0	US TREAS & AGENCY OBLIGATIONS	U S TREASURY NOTE	1.750 12/31/2024	12/31/2024	12/31/2019	615,000.00	636,451.42		602,650.80	(33,800.62)	1.750	1.786	N/A	N/A
240907020	RCTC 2017 TIFIA RAMP UP FD	912828ZD5	US TREAS & AGENCY OBLIGATIONS	U S TREASURY NOTE	0.500 03/15/2023	03/15/2023	03/16/2020	1,300,000.00	1,301,402.35		1,285,778.00	(15,624.35)	0.500	0.506	N/A	AAA
240907020	RCTC 2017 TIFIA RAMP UP FD	912828ZF0	US TREAS & AGENCY OBLIGATIONS	U S TREASURY NOTE	0.500 03/31/2025	03/31/2025	03/31/2020	705,000.00	703,292.58		664,159.35	(39,133.23)	0.500	0.531	N/A	AAA
240907020	RCTC 2017 TIFIA RAMP UP FD	912828ZP8	US TREAS & AGENCY OBLIGATIONS	U S TREASURY NOTE	0.125 05/15/2023	05/15/2023	05/15/2020	1,295,000.00	1,288,955.47		1,270,369.10	(18,586.37)	0.125	0.127	N/A	AAA
240907020	RCTC 2017 TIFIA RAMP UP FD	91282CAP6	US TREAS & AGENCY OBLIGATIONS	U S TREASURY NOTE	0.125 10/15/2023	10/15/2023	10/15/2020	1,100,000.00	1,097,732.83		1,066,098.00	(31,634.83)	0.125	0.129	N/A	AAA
240907020	RCTC 2017 TIFIA RAMP UP FD	91282CBA8	US TREAS & AGENCY OBLIGATIONS	U S TREASURY NOTE	0.125 12/15/2023	12/15/2023	12/15/2020	1,070,000.00	1,060,225.78		1,032,218.30	(28,007.48)	0.125	0.130	N/A	AAA
240907020	RCTC 2017 TIFIA RAMP UP FD	91282CCG4	US TREAS & AGENCY OBLIGATIONS	U S TREASURY NOTE	0.250 06/15/2024	06/15/2024	06/15/2021	550,000.00	547,550.78		524,562.50	(22,988.28)	0.250	0.262	N/A	AAA
240907020	RCTC 2017 TIFIA RAMP UP FD	91282CCQ2	US TREAS & AGENCY OBLIGATIONS	U S TREASURY NOTE	07/31/2023 VAR	07/31/2023	07/31/2021	1,300,000.00	1,300,546.09		1,301,872.00	1,307.54	VAR	0.000	N/A	AAA
240907020	RCTC 2017 TIFIA RAMP UP FD	91282CDE8	US TREAS & AGENCY OBLIGATIONS	U S TREASURY NOTE	10/31/2023 VAR	10/31/2023	11/01/2021	1,650,000.00	1,652,743.22		1,652,970.00	226.78	VAR	0.324	N/A	AAA
									38,769,725.71		**38,237,583.46**	**-531,415.84**				

RIVERSIDE COUNTY TRANSPORTATION COMMISSION

2017 Financing STAMP Portfolio by Account for quarter ended March 31, 2022

Source Account	Account	CUSIP	Asset Category Name	Asset Name 1	Asset Name 2	Maturity Date	Issue Date	Shares/Par	Book Value	Call Date	Market Value	Unrealized Gain/Loss	Coupon	Yield	S&P Rating	Moody Rating
240907004	RCTC 2017 TIFIA PRJ SALES TAX REV		CASH	Principal Cash							2,232.29					
240907004	RCTC 2017 TIFIA PRJ SALES TAX REV		CASH	Income Cash							(2,232.29)					
240907004	RCTC 2017 TIFIA PRJ SALES TAX REV	02530KD64	CASH EQUIVALENTS	AMERICAN CRYSTAL SUGAR CO DISC C P	04/06/2022	04/06/2022	03/08/2022	425,000.00	424,768.61		424,974.50	205.89		0.000		
240907004	RCTC 2017 TIFIA PRJ SALES TAX REV	31846V203	CASH EQUIVALENTS	FIRST AMERICAN GOVERNMENT	OBLIG FD CL Y			199,373.41	199,373.41		199,373.41	-		0.006		
240907004	RCTC 2017 TIFIA PRJ SALES TAX REV	63743DD57	CASH EQUIVALENTS	NATIONAL RURAL UTILS C P	04/05/2022	04/05/2022	03/23/2022	500,000.00	499,922.36		499,975.00	52.64		0.000		
240907004	RCTC 2017 TIFIA PRJ SALES TAX REV	025816CD9	CORPORATE OBLIGATIONS	AMERICAN EXPRESS CO	2.750 05/20/2022	05/20/2022	05/20/2019	423,000.00	427,303.91	4/20/2022	423,300.33	(4,003.58)	2.750	2.748	BBB+	A2
240907004	RCTC 2017 TIFIA PRJ SALES TAX REV	025816CK3	CORPORATE OBLIGATIONS	AMERICAN EXPRESS CO SR	0.750 11/03/2023	11/03/2023	11/04/2021	285,000.00	284,971.50		277,983.30	(6,988.20)	0.750	0.769	BBB+	A2
240907004	RCTC 2017 TIFIA PRJ SALES TAX REV	02582JHS2	CORPORATE OBLIGATIONS	AMERICAN EXPRESS CREDIT ACCOUNT	A B S SER 2018 3 CL A	10/15/2025	03/21/2018	150,000.00	150,105.85		150,192.00	86.15	VAR	0.476	N/A	AAA
240907004	RCTC 2017 TIFIA PRJ SALES TAX REV	02582JJM3	CORPORATE OBLIGATIONS	AMERICAN EXPRESS CREDIT	C M O SER 2019 3 CL A	04/15/2025	09/23/2019	100,000.00	100,856.14		100,270.00	(586.14)	2.000	1.995	AAA	N/A
240907004	RCTC 2017 TIFIA PRJ SALES TAX REV	06051GFB0	CORPORATE OBLIGATIONS	BANK OF AMERICA CORP	MEDIUM TERM NOTE	01/22/2024	01/21/2014	500,000.00	533,013.97		513,195.00	(19,818.97)	4.125	4.019	A-	A2
240907004	RCTC 2017 TIFIA PRJ SALES TAX REV	06367CLT2	CORPORATE OBLIGATIONS	BANK MONTREAL CHICAGO BRH	C D	09/27/2022	09/27/2021	225,000.00	225,000.00		224,752.50	(247.50)	VAR	0.202		
240907004	RCTC 2017 TIFIA PRJ SALES TAX REV	084670BR8	CORPORATE OBLIGATIONS	BERKSHIRE HATHAWAY INC	2.750 03/15/2023	03/15/2023	03/15/2016	305,000.00	308,060.84	1/15/2023	307,125.85	(934.99)	2.750	2.731	AA	AA2
240907004	RCTC 2017 TIFIA PRJ SALES TAX REV	12597PAC2	CORPORATE OBLIGATIONS	CNH EQUIPMENT TRUST	A B S SER 2020 A CL A3	06/16/2025	05/27/2020	65,183.82	65,600.21		64,719.71	(880.50)	1.160	1.168	AAA	AAA
240907004	RCTC 2017 TIFIA PRJ SALES TAX REV	12598AAB6	CORPORATE OBLIGATIONS	CNH EQUIPMENT TRUST	A B S SER 2021 A CL A2	03/15/2024	03/15/2021	126,857.77	126,847.85		126,477.20	(370.65)	VAR	0.231	AAA	N/A
240907004	RCTC 2017 TIFIA PRJ SALES TAX REV	14042WAC4	CORPORATE OBLIGATIONS	CAPITAL ONE PRIME AUTO	A B S SER 2019 1 CL A3	11/15/2023	05/30/2019	79,603.12	80,031.28		79,837.95	(193.32)	2.510	2.503	AAA	AAA
240907004	RCTC 2017 TIFIA PRJ SALES TAX REV	14313FAD1	CORPORATE OBLIGATIONS	CARMAX AUTO OWNER TRUST	A B S SER 2018 3 CL A3	06/15/2023	07/25/2018	0.02	0.02		0.02	-	3.130	3.130	AAA	N/A
240907004	RCTC 2017 TIFIA PRJ SALES TAX REV	14315FAF4	CORPORATE OBLIGATIONS	CARMAX AUTO OWNER TRUST	A B S SER 2020 3 CL B	03/16/2026	07/22/2020	120,000.00	120,125.35		116,040.00	(4,085.35)	1.090	1.127	AAA	N/A
240907004	RCTC 2017 TIFIA PRJ SALES TAX REV	14315PAD7	CORPORATE OBLIGATIONS	CARMAX AUTO OWNER TRUST	A B S SER 2019 3 CL A3	08/15/2024	07/30/2019	200,293.03	202,080.72		200,703.63	(1,377.09)	2.180	2.176	AAA	N/A
240907004	RCTC 2017 TIFIA PRJ SALES TAX REV	14315XAC2	CORPORATE OBLIGATIONS	CARMAX AUTO OWNER TRUST	A B S SER 2020 1 CL A3	12/16/2024	01/22/2020	59,822.96	60,432.27		59,776.90	(655.37)	1.890	1.891	AAA	N/A
240907004	RCTC 2017 TIFIA PRJ SALES TAX REV	14316LAC7	CORPORATE OBLIGATIONS	CARMAX AUTO OWNER TRUST	A B S SER 2019 2 CL A3	03/15/2024	04/17/2019	289,614.85	291,921.61		290,582.16	(1,339.43)	2.680	2.671	AAA	N/A
240907004	RCTC 2017 TIFIA PRJ SALES TAX REV	14316NAB5	CORPORATE OBLIGATIONS	CARMAX AUTO OWNER TR	A B S SER 2021 1 CL A2A	02/15/2024	01/27/2021	41,712.88	41,712.89		41,655.73	(57.16)	0.220	0.220	AAA	N/A
240907004	RCTC 2017 TIFIA PRJ SALES TAX REV	14316NAC3	CORPORATE OBLIGATIONS	CARMAX AUTO OWNER TR	A B S SER 2021 1 CL A 3	12/15/2025	01/27/2021	160,000.00	157,550.00		156,136.00	(1,414.00)	VAR	0.348	AAA	N/A
240907004	RCTC 2017 TIFIA PRJ SALES TAX REV	14317CAA0	CORPORATE OBLIGATIONS	CARMAX AUTO OWNER TR 2022 1	A B S SER 2022 1 CL A1	02/15/2023	01/26/2022	185,864.53	185,864.53		185,613.61	(250.92)	VAR	0.292	N/A	N/A
240907004	RCTC 2017 TIFIA PRJ SALES TAX REV	14687BAF3	CORPORATE OBLIGATIONS	CARVANA AUTO RECB TR	A B S SER 2021 P1 CL A 2	03/10/2024	03/18/2021	91,289.57	91,302.93		91,181.85	(121.08)	VAR	0.280	AAA	N/A
240907004	RCTC 2017 TIFIA PRJ SALES TAX REV	15189WAM2	CORPORATE OBLIGATIONS	CENTERPOINT ENERGY RES CORP	0.700 03/02/2023	03/02/2023	03/02/2021	485,000.00	484,529.55		477,889.90	(6,639.65)	0.700	0.710	BBB+	A3
240907004	RCTC 2017 TIFIA PRJ SALES TAX REV	161571HP2	CORPORATE OBLIGATIONS	CHASE ISSUANCE TRUST	C M O SER 2020 A1 CL A1	01/15/2025	02/18/2020	200,000.00	199,617.19		199,570.00	(47.19)	1.530	1.533	AAA	N/R
240907004	RCTC 2017 TIFIA PRJ SALES TAX REV	172967LQ2	CORPORATE OBLIGATIONS	CITIGROUP INC	2.700 10/27/2022	10/27/2022	10/27/2017	750,000.00	763,197.71	9/27/2022	754,095.00	(9,102.71)	2.700	2.685	BBB+	A3
240907004	RCTC 2017 TIFIA PRJ SALES TAX REV	17305EGM1	CORPORATE OBLIGATIONS	CITIBANK CREDIT CARD ISSUANCE TRUST	A B S SER 2018 A3 CL A3	05/23/2025	05/29/2018	100,000.00	102,222.66		101,266.00	(956.66)	3.290	3.249	AAA	AAA
240907004	RCTC 2017 TIFIA PRJ SALES TAX REV	20826FAA4	CORPORATE OBLIGATIONS	CONOCOPHILLIPS COMPANY	2.400 12/15/2022	12/15/2022	12/07/2012	85,000.00	85,520.20	9/15/2022	85,322.15	(198.05)	2.400	2.391	A-	A3
240907004	RCTC 2017 TIFIA PRJ SALES TAX REV	21684LC59	CORPORATE OBLIGATIONS	COOPERATIEVE CENTRALE	C D	06/15/2022	09/15/2021	375,000.00	374,945.97		374,823.75	(122.22)	VAR	0.142		
240907004	RCTC 2017 TIFIA PRJ SALES TAX REV	233854AC2	CORPORATE OBLIGATIONS	DAIMLER TRUCKS RETAIL TRUST	A B S SER 2020 1 CL A3	09/15/2023	03/18/2020	72,805.51	72,998.31		72,828.81	(169.50)	1.220	1.220	N/A	AAA
240907004	RCTC 2017 TIFIA PRJ SALES TAX REV	24422EVM8	CORPORATE OBLIGATIONS	JOHN DEERE CAPITAL CORP	MEDIUM TERM NOTE	01/17/2023	03/04/2021	625,000.00	624,781.25		619,812.50	(4,968.75)	0.250	0.252	A	A2
240907004	RCTC 2017 TIFIA PRJ SALES TAX REV	345286AA6	CORPORATE OBLIGATIONS	FORD CR AUTO OWN TR 2022 A	A B S SER 2022 A CL A 1	02/15/2023	01/24/2022	177,484.30	177,484.30		177,294.39	(189.91)	0.238	0.239	N/A	N/A
240907004	RCTC 2017 TIFIA PRJ SALES TAX REV	34528QHB3	CORPORATE OBLIGATIONS	FORD CREDIT FLOORPLAN MASTER	A B S SER 2019 3 CL A2	09/15/2024	09/20/2019	200,000.00	200,156.25		200,138.00	(18.25)	VAR	0.738	AAA	AAA
240907004	RCTC 2017 TIFIA PRJ SALES TAX REV	34528QHL1	CORPORATE OBLIGATIONS	FORD CREDIT MSTR TR A	A B S SER 2020 1 CL A2	09/15/2025	09/18/2020	395,000.00	395,518.70		395,430.55	(88.15)	VAR	0.644	N/A	AAA
240907004	RCTC 2017 TIFIA PRJ SALES TAX REV	34531KAD4	CORPORATE OBLIGATIONS	FORD CREDIT AUTO OWNER TRUST	A B S SER 2019 CL A3	03/15/2024	11/22/2019	425,003.89	427,226.61		425,390.64	(1,835.97)	1.870	1.868	AAA	AAA
240907004	RCTC 2017 TIFIA PRJ SALES TAX REV	36258MAF1	CORPORATE OBLIGATIONS	GM FIN CONS ATMB REC TR 2019	A B S SER 2019 4 CL B	02/18/2025	10/16/2019	300,000.00	305,098.03		298,839.00	(6,259.03)	2.040	2.048	N/A	AAA
240907004	RCTC 2017 TIFIA PRJ SALES TAX REV	38013FAD3	CORPORATE OBLIGATIONS	GM FINANCIAL SECURITIZED TERM	C M O SER 2018 4 CL A3	10/16/2023	10/10/2018	24,011.83	24,076.62		24,059.37	(17.25)	3.210	3.204	AAA	AAA
240907004	RCTC 2017 TIFIA PRJ SALES TAX REV	38141GYL2	CORPORATE OBLIGATIONS	GOLDMAN SACHS GROUP INC	0.925 10/21/2024	10/21/2024	10/21/2021	500,000.00	500,000.00	10/21/2023	484,650.00	(15,350.00)	0.925	0.954	BBB+	A2
240907004	RCTC 2017 TIFIA PRJ SALES TAX REV	38141GZF4	CORPORATE OBLIGATIONS	GOLDMAN SACHS GROUP INC	12/06/2023 VAR	12/06/2023	12/06/2021	330,000.00	330,000.00		328,617.30	(1,382.70)	VAR	0.680	BBB+	A2
240907004	RCTC 2017 TIFIA PRJ SALES TAX REV	43814WAC9	CORPORATE OBLIGATIONS	HONDA AUTO RECEIVABLES	A B S SER 2019 1 CL A3	03/20/2023	02/27/2019	39,780.63	39,936.29		39,879.29	(57.00)	2.830	2.823	AAA	N/A
240907004	RCTC 2017 TIFIA PRJ SALES TAX REV	46647PCA2	CORPORATE OBLIGATIONS	JPMORGAN CHASE CO	03/16/2024 VAR	03/16/2024	03/16/2021	340,000.00	340,000.00	3/16/2023	338,949.40	(1,050.60)	VAR	0.631	A-	A2
240907004	RCTC 2017 TIFIA PRJ SALES TAX REV	58769EAC2	CORPORATE OBLIGATIONS	MERCEDES BENZ AUTO LEASE	A B S SER 2020 B CL A3	11/15/2023	09/23/2020	340,000.00	340,416.47		337,922.60	(2,493.87)	0.400	0.402	AAA	N/A
240907004	RCTC 2017 TIFIA PRJ SALES TAX REV	61744YAQ1	CORPORATE OBLIGATIONS	MORGAN STANLEY	3.737 04/24/2024	04/24/2024	04/24/2018	430,000.00	447,075.45	4/24/2023	434,257.00	(12,818.45)	3.737	3.700	BBB+	A1
240907004	RCTC 2017 TIFIA PRJ SALES TAX REV	63743HEU2	CORPORATE OBLIGATIONS	NATIONAL RURAL UTIL COOP	MEDIUM TERM NOTE	02/08/2024	02/08/2021	310,000.00	306,648.90		297,029.60	(9,619.30)	0.350	0.365	A-	A2
240907004	RCTC 2017 TIFIA PRJ SALES TAX REV	65339KBV1	CORPORATE OBLIGATIONS	NEXTERA ENERGY CAP	03/01/2023 VAR	03/01/2023	03/17/2021	225,000.00	225,000.00		224,768.25	(231.75)	VAR	0.590	BBB+	BAA1
240907004	RCTC 2017 TIFIA PRJ SALES TAX REV	65339KBX7	CORPORATE OBLIGATIONS	NEXTERA ENERGY CAP HLDGS INC	11/03/2023 VAR	11/03/2023	11/03/2021	120,000.00	120,000.00	5/3/2022	119,506.80	(493.20)	VAR	0.451	BBB+	BAA1
240907004	RCTC 2017 TIFIA PRJ SALES TAX REV	79466LAG9	CORPORATE OBLIGATIONS	SALESFORCE COM INC	0.625 07/15/2024	07/15/2024	07/12/2021	260,000.00	259,867.40	7/15/2022	248,937.00	(10,930.40)	0.625	0.653	A+	A2
240907004	RCTC 2017 TIFIA PRJ SALES TAX REV	80285RAE8	CORPORATE OBLIGATIONS	SANTANDER DRIVE AUTO TR	A B S SER 2020 2 CL B	11/15/2024	07/22/2020	48,645.70	48,689.29		48,627.21	(62.08)	VAR	0.960	N/A	AAA
240907004	RCTC 2017 TIFIA PRJ SALES TAX REV	80286NAE6	CORPORATE OBLIGATIONS	SANTANDER DRIVE AUTO RECEIVABLES	A B S SER 2021 1 CL B	04/15/2025	02/17/2021	280,000.00	278,818.75		278,812.80	(5.95)	0.500	0.502	N/A	AAA
240907004	RCTC 2017 TIFIA PRJ SALES TAX REV	80286NAF3	CORPORATE OBLIGATIONS	SANTANDER DRIVE AUTO	A B S SER 2021 1 CL C	02/17/2026	02/17/2021	100,000.00	100,105.58		98,067.00	(2,038.58)	0.750	0.765	N/A	AAA
240907004	RCTC 2017 TIFIA PRJ SALES TAX REV	828807DR5	CORPORATE OBLIGATIONS	SIMON PPTY GROUP L P	01/11/2024 VAR	01/11/2024	01/11/2022	120,000.00	120,000.00	1/11/2023	119,888.40	(111.60)	VAR	0.000	A-	A3
240907004	RCTC 2017 TIFIA PRJ SALES TAX REV	842400HC0	CORPORATE OBLIGATIONS	SOUTHERN CA EDISON CO 1M GLBL 2021C	24	04/01/2024	04/01/2021	220,000.00	220,000.00	4/1/2023	219,854.80	(145.20)	VAR	0.914	A-	A3
240907004	RCTC 2017 TIFIA PRJ SALES TAX REV	87166PAF8	CORPORATE OBLIGATIONS	SYNCHRONY CARD ISSUANCE TRUST	A B S SER 2019 A2 CL A	06/16/2025	06/24/2019	250,000.00	250,654.30		250,585.00	(69.30)	2.340	2.335	N/A	AAA
240907004	RCTC 2017 TIFIA PRJ SALES TAX REV	89236XAC0	CORPORATE OBLIGATIONS	TOYOTA AUTO RECEIVABLES	A B S SER 2020 D CL A3	01/15/2025	10/13/2020	300,000.00	298,722.66		296,541.00	(2,181.66)	0.350	0.354	AAA	N/A
240907004	RCTC 2017 TIFIA PRJ SALES TAX REV	91324PDD1	CORPORATE OBLIGATIONS	UNITEDHEALTH GROUP INC	2.375 10/15/2022	10/15/2022	10/25/2017	300,000.00	301,755.00		301,401.00	(354.00)	2.375	2.364	A+	A3
240907004	RCTC 2017 TIFIA PRJ SALES TAX REV	927804FJ8	CORPORATE OBLIGATIONS	VIRGINIA ELEC POWER CO	3.450 09/01/2022	09/01/2022	09/01/2010	750,000.00	759,916.07		752,280.00	(7,636.07)	3.450	3.440	BBB+	A2
240907004	RCTC 2017 TIFIA PRJ SALES TAX REV	95000U2C6	CORPORATE OBLIGATIONS	WELLS FARGO COMPANY	MEDIUM TERM NOTE	01/24/2024	01/24/2019	450,000.00	475,322.27	12/24/2023	458,217.00	(17,105.27)	3.750	3.683	BBB+	A1
240907004	RCTC 2017 TIFIA PRJ SALES TAX REV	98162HAC4	CORPORATE OBLIGATIONS	WORLD OMNI AUTOMOBILE LEASE	A B S SER 2020 A CL A3	01/15/2023	02/12/2020	56,746.89	57,078.67		56,803.64	(275.03)	1.700	1.698	N/A	AAA
240907004	RCTC 2017 TIFIA PRJ SALES TAX REV	06739GCR8	FOREIGN OBLIGATIONS	BARCLAYS BANK PLC	1.700 05/12/2022	05/12/2022	05/12/2020	300,000.00	300,165.00		300,153.00	(12.00)	1.700	1.699	A	A1
240907004	RCTC 2017 TIFIA PRJ SALES TAX REV	22550UAB7	FOREIGN OBLIGATIONS	CREDIT SUISSE AG NEW YORK	02/02/2024 VAR	02/02/2024	02/02/2021	410,000.00	410,000.00		406,773.30	(3,226.70)	VAR	0.443	A+	A1
240907004	RCTC 2017 TIFIA PRJ SALES TAX REV	13032UXJ2	MUNICIPAL OBLIGATIONS	CALIFORNIA HEALTH FACS FING AUTH REV	TAXABLE NO PLACE LIKE HO 2020	06/01/2022	11/04/2020	170,000.00	170,131.78		169,894.60	(237.18)	0.417	0.417	AA-	AA3
240907004	RCTC 2017 TIFIA PRJ SALES TAX REV	442349EJ1	MUNICIPAL OBLIGATIONS	HOUSTON TX ARPT SYS REV SUB LIEN	TAXABLE REF BDS 2020 C TX	07/01/2022	10/20/2020	110,000.00	109,958.20		110,049.50	91.30	0.883	0.883	A	A1
240907004	RCTC 2017 TIFIA PRJ SALES TAX REV	56052AD60	MUNICIPAL OBLIGATIONS	MAINE ST SER A	2.500 06/01/2022 TAXABLE	06/01/2022	06/26/2019	125,000.00	126,061.25		125,375.00	(686.25)	2.500	2.493	AA	AA2
240907004	RCTC 2017 TIFIA PRJ SALES TAX REV	594615HN9	MUNICIPAL OBLIGATIONS	MICHIGAN ST BLDG AUTH REV REF	TAXABLE BDS 2020 I	10/15/2022	09/17/2020	150,000.00	149,476.50		149,287.50	(189.00)	0.461	0.463	N/A	AA2
240907004	RCTC 2017 TIFIA PRJ SALES TAX REV	64986MJ63	MUNICIPAL OBLIGATIONS	NEW YORK ST HSG FIN AGY REV VAR REV	BDS 2004B	11/15/2036	11/09/2006	300,000.00	300,000.00		300,000.00	-	VAR	0.089	N/A	VMIG1
240907004	RCTC 2017 TIFIA PRJ SALES TAX REV	73358W4V3	MUNICIPAL OBLIGATIONS	PORT AUTH N Y N J TAXABLE	CONSOLIDATED NTS AAA NY	07/01/2023	07/08/2020	210,000.00	208,248.60		207,501.00	(747.60)	1.086	1.099	A+	AA3
240907004	RCTC 2017 TIFIA PRJ SALES TAX REV	79623PEN1	MUNICIPAL OBLIGATIONS	SAN ANTONIO TX TAXABLE GEN IMPT REF	BDS 2020	02/01/2023	06/15/2020	135,000.00	133,903.80		133,608.15	(295.65)	0.478	0.483	AAA	AAA
240907004	RCTC 2017 TIFIA PRJ SALES TAX REV	928075FS4	MUNICIPAL OBLIGATIONS	VIRGINIA PORT AUTH COMWLTH PORT FD	REV REV REF BDS 2012	07/01/2022	01/25/2012	140,000.00	140,823.20		140,684.60	(138.60)	3.070	3.055	AA+	AA1

RIVERSIDE COUNTY TRANSPORTATION COMMISSION

2017 Financing STAMP Portfolio by Account for quarter ended March 31, 2022

Source Account	Account	CUSIP	Asset Category Name	Asset Name 1	Asset Name 2	Maturity Date	Issue Date	Shares/Par	Book Value	Call Date	Market Value	Unrealized Gain/Loss	Coupon	Yield	S&P Rating	Moody Rating
240907004	RCTC 2017 TIFIA PRJ SALES TAX REV	97689P2K3	MUNICIPAL OBLIGATIONS	WISCONSIN ST HSG ECONOMIC DEV AUTH	HOME OWNERSHIP REV REV BDS 2006 B	09/01/2037	01/19/2006	500,000.00	500,000.00		500,000.00	-	VAR	0.108	A-1+	VMIG1
240907004	RCTC 2017 TIFIA PRJ SALES TAX REV	3133T52K8	US TREAS & AGENCY OBLIGATIONS	F H L M C MULTICLASS MTG PARTN	C M O SER G037 CL J	07/17/2024	07/01/1994	219,280.55	227,228.86		225,348.04	(1,880.82)	6.000	5.838	N/A	N/A
240907004	RCTC 2017 TIFIA PRJ SALES TAX REV	3136AGP89	US TREAS & AGENCY OBLIGATIONS	F N M A GTD R E M I C PASS THRU	C M O SER 2013 114 CL Z	03/25/2040	10/01/2013	201,878.48	203,014.05		202,516.42	(497.63)	3.000	2.991	N/A	N/A
240907004	RCTC 2017 TIFIA PRJ SALES TAX REV	3137B04Y7	US TREAS & AGENCY OBLIGATIONS	F H L M C MULTICLASS MTG PARTN	C M O SER KSMC CL A2	01/25/2023	03/01/2013	200,000.00	201,789.06		200,992.00	(797.06)	2.615	2.602	N/A	N/A
240907004	RCTC 2017 TIFIA PRJ SALES TAX REV	3137B1U75	US TREAS & AGENCY OBLIGATIONS	F H L M C MULTICLASS MTG PARTN	C M O SER K S01 CL A2	01/25/2023	05/07/2013	27,867.92	27,904.94		27,952.36	47.42	2.522	3.214	N/A	N/A
240907004	RCTC 2017 TIFIA PRJ SALES TAX REV	3137B5JM6	US TREAS & AGENCY OBLIGATIONS	F H L M C MULTICLASS MTG PARTN	C M O SER K034 CL A2	07/25/2023	11/01/2013	50,000.00	51,148.44		50,697.50	(450.94)	3.531	3.482	N/A	N/A
240907004	RCTC 2017 TIFIA PRJ SALES TAX REV	3137B7YX1	US TREAS & AGENCY OBLIGATIONS	F H L M C MULTICLASS MTG PARTN	C M O SER K037 CL A1	04/25/2023	03/01/2014	198,505.76	199,938.78		199,418.89	(73.09)	2.592	2.580	AAA	N/A
240907004	RCTC 2017 TIFIA PRJ SALES TAX REV	3137BC2N7	US TREAS & AGENCY OBLIGATIONS	F H L M C MULTICLASS MTG PARTN	C M O SER KX01 CL A	02/25/2023	07/01/2014	35,551.30	35,759.29		35,527.48	(231.81)	2.364	2.366	N/A	N/A
240907004	RCTC 2017 TIFIA PRJ SALES TAX REV	3137BJP56	US TREAS & AGENCY OBLIGATIONS	F H L M C MULTICLASS MTG PARTN	C M O SER K046 CL A1	01/25/2025	06/01/2015	75,053.67	76,097.39		75,269.82	(827.57)	2.697	2.689	N/A	N/A
240907004	RCTC 2017 TIFIA PRJ SALES TAX REV	3137BJQ71	US TREAS & AGENCY OBLIGATIONS	F H L M C MULTICLASS MTG PARTN	C M O SER KPLB CL A	05/25/2025	06/01/2015	300,000.00	314,898.88		299,637.00	(15,261.88)	2.770	2.773	N/A	N/A
240907004	RCTC 2017 TIFIA PRJ SALES TAX REV	3137BSPW7	US TREAS & AGENCY OBLIGATIONS	F H L M C MULTICLASS MTG PARTN	C M O SER K723 CL A2	08/25/2023	11/01/2016	188,591.41	189,482.80		189,085.52	(397.28)	2.454	2.448	N/A	N/A
240907004	RCTC 2017 TIFIA PRJ SALES TAX REV	3137FQXG3	US TREAS & AGENCY OBLIGATIONS	F H L M C MULTICLASS MTG PARTN	C M O SER KI05 CL A	07/25/2024	01/28/2020	84,505.34	84,505.34		84,505.34	-	VAR	0.417	N/A	N/A
240907004	RCTC 2017 TIFIA PRJ SALES TAX REV	3137G0FJ3	US TREAS & AGENCY OBLIGATIONS	F H L M C MULTICLASS MTG PARTN	C M O SER 2015 HQ2 CL M3	05/25/2025	06/09/2015	75,401.22	76,140.85		75,401.22	(739.63)	VAR	3.208	N/A	AAA
240907004	RCTC 2017 TIFIA PRJ SALES TAX REV	31416BTW8	US TREAS & AGENCY OBLIGATIONS	F N M A PARTN CERT	POOL #995265	01/01/2024	12/01/2008	56,389.12	56,724.88		57,506.19	781.31	5.500	5.393	N/A	N/A
240907004	RCTC 2017 TIFIA PRJ SALES TAX REV	38378JZD7	US TREAS & AGENCY OBLIGATIONS	G N M A GTD R E M I C PASS THRU	C M O SER 2013 47 CL EC	12/20/2040	03/01/2013	57,158.44	57,625.41		56,846.35	(779.06)	1.500	1.508	N/A	N/A
240907004	RCTC 2017 TIFIA PRJ SALES TAX REV	912828ZD5	US TREAS & AGENCY OBLIGATIONS	U S TREASURY NOTE	0.500 03/15/2023	03/15/2023	03/16/2020	850,000.00	853,000.55		840,701.00	(12,299.55)	0.500	0.506	N/A	AAA
240907004	RCTC 2017 TIFIA PRJ SALES TAX REV	912828ZP8	US TREAS & AGENCY OBLIGATIONS	U S TREASURY NOTE	0.125 05/15/2023	05/15/2023	05/15/2020	580,000.00	570,937.50		568,968.40	(1,969.10)	0.125	0.127	N/A	AAA
240907004	RCTC 2017 TIFIA PRJ SALES TAX REV	91282CCQ2	US TREAS & AGENCY OBLIGATIONS	U S TREASURY NOTE	07/31/2023 VAR	07/31/2023	07/31/2021	1,510,000.00	1,510,647.64		1,512,174.40	1,526.76	VAR	0.000	N/A	AAA
240907004	RCTC 2017 TIFIA PRJ SALES TAX REV	91282CDE8	US TREAS & AGENCY OBLIGATIONS	U S TREASURY NOTE	10/31/2023 VAR	10/31/2023	11/01/2021	1,150,000.00	1,151,887.16		1,152,070.00	182.84	VAR	0.324	N/A	AAA
									23,071,726.85		**22,874,166.38**	**(197,113.64)**				
240907020	RCTC 2017 TIFIA RAMP UP FD	31846V203	CASH EQUIVALENTS	FIRST AMERICAN GOVERNMENT	OBLIG FD CL Y			255,397.14	255,397.14		255,397.14	-		0.006		
240907020	RCTC 2017 TIFIA RAMP UP FD	3128MMT52	US TREAS & AGENCY OBLIGATIONS	F H L M C GOLD PARTN CERT	POOL #G18571	10/01/2030	10/01/2015	164,177.88	170,186.11		162,613.26	(7,572.85)	2.500	2.524	N/A	N/A
240907020	RCTC 2017 TIFIA RAMP UP FD	3128MMUL5	US TREAS & AGENCY OBLIGATIONS	F H L M C GOLD PARTN CERT	POOL #G18586	02/01/2031	02/01/2016	13,594.14	14,138.22		13,464.59	(673.63)	2.500	2.524	N/A	N/A
240907020	RCTC 2017 TIFIA RAMP UP FD	31307NP40	US TREAS & AGENCY OBLIGATIONS	F H L M C GOLD PARTN CERT	POOL #J32243	07/01/2030	07/01/2015	66,693.64	70,332.15		67,437.27	(2,894.88)	3.000	2.967	N/A	N/A
240907020	RCTC 2017 TIFIA RAMP UP FD	3130AR2C4	US TREAS & AGENCY OBLIGATIONS	FEDERAL HOME LOAN BKS	2.200 02/28/2025	02/28/2025	02/28/2022	105,000.00	105,000.00		103,794.60	(1,205.40)	2.200	2.226	AA+	AAA
240907020	RCTC 2017 TIFIA RAMP UP FD	3132A8GL7	US TREAS & AGENCY OBLIGATIONS	F H L M C PARTN CERT MIRROR	POOL #ZS7403	05/01/2031	09/01/2018	52,311.04	55,029.71		52,731.62	(2,298.09)	3.000	2.976	N/A	N/A
240907020	RCTC 2017 TIFIA RAMP UP FD	3132AEF68	US TREAS & AGENCY OBLIGATIONS	F H L M C PARTN CERT	POOL #ZT1989	01/01/2033	05/01/2019	35,102.81	37,582.12		36,012.67	(1,569.45)	3.500	3.412	N/A	N/A
240907020	RCTC 2017 TIFIA RAMP UP FD	3132AEFC5	US TREAS & AGENCY OBLIGATIONS	F H L M C PARTN CERT UMBS	POOL #ZT1963	11/01/2030	05/01/2019	69,740.69	73,447.58		71,203.85	(2,246.86)	3.500	3.428	N/A	N/A
240907020	RCTC 2017 TIFIA RAMP UP FD	3133Q5GZ3	US TREAS & AGENCY OBLIGATIONS	F H L M C GTD R E M I C PASS THRU	STRIPPED TR 370 CL 100	09/25/2033	12/01/2020	51,350.06	51,852.85		49,409.03	(2,443.82)	1.000	1.039	N/A	N/A
240907020	RCTC 2017 TIFIA RAMP UP FD	3134GW6E1	US TREAS & AGENCY OBLIGATIONS	F H L M C M T N	0.320 11/02/2023	11/02/2023	11/02/2020	400,000.00	400,285.95		388,056.00	(12,229.95)	0.320	0.330	N/A	AAA
240907020	RCTC 2017 TIFIA RAMP UP FD	3136A72D3	US TREAS & AGENCY OBLIGATIONS	F N M A GTD R E M I C PASS THRU	C M O SER 2012 M9 CL A2	04/25/2022	08/01/2012	479.90	479.98		479.36	(0.63)	2.482	2.485	N/A	N/A
240907020	RCTC 2017 TIFIA RAMP UP FD	3136A7D25	US TREAS & AGENCY OBLIGATIONS	F N M A GTD R E M I C PASS THRU	C M O SER 2012 83 CL PC	07/25/2041	07/01/2012	13,526.01	13,650.41		13,584.71	(65.70)	3.000	2.987	N/A	N/A
240907020	RCTC 2017 TIFIA RAMP UP FD	3136A8SX9	US TREAS & AGENCY OBLIGATIONS	F N M A GTD R E M I C PASS THRU	C M O SER 2012 102 CL BJ	09/25/2027	08/01/2012	13,757.19	13,929.80		13,413.95	(515.85)	1.500	1.538	N/A	N/A
240907020	RCTC 2017 TIFIA RAMP UP FD	3136A96F0	US TREAS & AGENCY OBLIGATIONS	F N M A GTD R E M I C PASS THRU	C M O SER 2012 M17 CL A2	11/25/2022	11/01/2012	24,440.20	23,688.87		24,445.09	756.22	2.184	2.183	N/A	N/A
240907020	RCTC 2017 TIFIA RAMP UP FD	3136ABNZ2	US TREAS & AGENCY OBLIGATIONS	F N M A GTD R E M I C PASS THRU	C M O SER 2012 148 CL MC	11/25/2042	12/01/2012	15,584.82	15,832.97		15,524.82	(308.15)	2.000	2.008	N/A	N/A
240907020	RCTC 2017 TIFIA RAMP UP FD	3136AC7J4	US TREAS & AGENCY OBLIGATIONS	F N M A GTD R E M I C PASS THRU	C M O SER 2013 M6 CL 2A	03/25/2023	04/01/2013	16,212.76	15,946.13		16,254.75	308.62	VAR	2.589	N/A	N/A
240907020	RCTC 2017 TIFIA RAMP UP FD	3136ADZA0	US TREAS & AGENCY OBLIGATIONS	F N M A GTD R E M I C PASS THRU	C M O SER 2013 27 CL KA	04/25/2028	03/01/2013	35,831.97	36,129.61		34,728.70	(1,400.90)	1.250	1.290	N/A	N/A
240907020	RCTC 2017 TIFIA RAMP UP FD	3136AEY84	US TREAS & AGENCY OBLIGATIONS	F N M A GTD R E M I C PASS THRU	C M O SER 2013 70 CL DG	07/25/2028	06/01/2013	15,976.70	16,201.27		15,617.38	(583.89)	1.750	1.790	N/A	N/A
240907020	RCTC 2017 TIFIA RAMP UP FD	3136AMM48	US TREAS & AGENCY OBLIGATIONS	F N M A GTD R E M I C PASS THRU	C M O SER 2015 M4 CL AV2	07/25/2022	03/01/2015	3,096.65	3,023.11		3,095.01	71.90	2.509	2.510	N/A	N/A
240907020	RCTC 2017 TIFIA RAMP UP FD	3136AQZK9	US TREAS & AGENCY OBLIGATIONS	F N M A GTD R E M I C PASS THRU	C M O SER 2015 89 CL KE	11/25/2031	11/01/2015	50,321.80	51,522.40		49,177.48	(2,344.92)	2.000	2.047	N/A	N/A
240907020	RCTC 2017 TIFIA RAMP UP FD	3136G46A6	US TREAS & AGENCY OBLIGATIONS	F N M A	0.300 10/27/2023	10/27/2023	10/27/2020	130,000.00	129,967.50		126,509.50	(3,458.00)	0.300	0.308	AA+	AAA
240907020	RCTC 2017 TIFIA RAMP UP FD	3137AQQE1	US TREAS & AGENCY OBLIGATIONS	F H L M C MULTICLASS MTG PARTN	C M O SER 4039 CL QB	05/15/2027	05/01/2012	30,429.26	30,794.33		29,715.09	(1,079.25)	1.500	1.536	N/A	N/A
240907020	RCTC 2017 TIFIA RAMP UP FD	3137AWWM3	US TREAS & AGENCY OBLIGATIONS	F H L M C MULTICLASS MTG PARTN	C M O SER 4138 CL HA	12/15/2027	12/01/2012	16,455.07	16,595.35		16,007.00	(588.35)	1.250	1.285	N/A	N/A
240907020	RCTC 2017 TIFIA RAMP UP FD	3137AYCE9	US TREAS & AGENCY OBLIGATIONS	F H L M C MULTICLASS MTG PARTN	C M O SER K025 CL A2	10/25/2022	02/01/2013	98,481.58	98,872.73		98,891.26	18.53	2.682	2.671	N/A	AAA
240907020	RCTC 2017 TIFIA RAMP UP FD	3137AYSH5	US TREAS & AGENCY OBLIGATIONS	F H L M C MULTICLASS MTG PARTN	C M O SER 4165 CL TE	12/15/2042	02/01/2013	98,672.66	100,571.86		94,524.46	(6,047.13)	1.750	1.827	N/A	N/A
240907020	RCTC 2017 TIFIA RAMP UP FD	3137B1U75	US TREAS & AGENCY OBLIGATIONS	F H L M C MULTICLASS MTG PARTN	C M O SER K S01 CL A2	01/25/2023	05/07/2013	41,801.86	41,093.20		41,928.52	835.32	2.522	3.214	N/A	N/A
240907020	RCTC 2017 TIFIA RAMP UP FD	3137B2Z78	US TREAS & AGENCY OBLIGATIONS	F H L M C MULTICLASS MTG PARTN	C M O SER 4221 CL GA	07/15/2023	06/01/2013	10,673.82	10,689.69		10,673.61	(16.08)	1.400	1.400	N/A	N/A
240907020	RCTC 2017 TIFIA RAMP UP FD	3137B3NW4	US TREAS & AGENCY OBLIGATIONS	F H L M C MULTICLASS MTG PARTN	C M O SER K031 CL A1	09/25/2022	08/01/2013	13,646.45	13,529.17		13,683.70	154.53	2.778	2.770	N/A	AAA
240907020	RCTC 2017 TIFIA RAMP UP FD	3137B6DF5	US TREAS & AGENCY OBLIGATIONS	F H L M C MULTICLASS MTG PARTN	C M O SER 4272 CL YG	11/15/2026	11/01/2013	43,441.27	44,028.90		43,419.11	(609.79)	2.000	2.001	N/A	N/A
240907020	RCTC 2017 TIFIA RAMP UP FD	3137B7YY9	US TREAS & AGENCY OBLIGATIONS	F H L M C MULTICLASS MTG PARTN	C M O SER K037 CL A2	01/25/2024	03/01/2014	209,000.00	219,500.55		211,754.62	(7,745.93)	3.490	3.445	AAA	N/A
240907020	RCTC 2017 TIFIA RAMP UP FD	3137B84S3	US TREAS & AGENCY OBLIGATIONS	F H L M C MULTICLASS MTG PARTN	C M O SER 4305 CL CT	02/15/2029	02/01/2014	24,069.39	23,768.53		24,007.29	238.76	2.000	2.005	N/A	N/A
240907020	RCTC 2017 TIFIA RAMP UP FD	3137B9RN7	US TREAS & AGENCY OBLIGATIONS	F H L M C MULTICLASS MTG PARTN	C M O SER 4328 CL EA	12/15/2027	04/01/2014	45,940.38	46,576.45		46,193.05	(383.39)	2.500	2.486	N/A	N/A
240907020	RCTC 2017 TIFIA RAMP UP FD	3137BDCW4	US TREAS & AGENCY OBLIGATIONS	F H L M C MULTICLASS MTG PARTN	C M O SER K039 CL A2	07/25/2024	09/01/2014	175,000.00	185,260.79		177,212.00	(8,048.79)	3.303	3.262	N/A	N/A
240907020	RCTC 2017 TIFIA RAMP UP FD	3137BFE80	US TREAS & AGENCY OBLIGATIONS	F H L M C MULTICLASS MTG PARTN	C M O SER K041 CL A1	08/25/2024	12/01/2014	33,637.38	34,515.72		33,790.77	(724.95)	2.720	2.708	N/A	N/A
240907020	RCTC 2017 TIFIA RAMP UP FD	3137BJQ71	US TREAS & AGENCY OBLIGATIONS	F H L M C MULTICLASS MTG PARTN	C M O SER KPLB CL A	05/25/2025	06/01/2015	150,000.00	159,000.36		149,818.50	(9,181.86)	2.770	2.773	N/A	N/A
240907020	RCTC 2017 TIFIA RAMP UP FD	3137BLW87	US TREAS & AGENCY OBLIGATIONS	F H L M C MULTICLASS MTG PARTN	C M O SER K050 CL A1	01/25/2025	11/01/2015	159,637.32	165,454.51		160,269.48	(5,212.46)	2.802	2.791	N/A	N/A
240907020	RCTC 2017 TIFIA RAMP UP FD	3138EQRJ3	US TREAS & AGENCY OBLIGATIONS	F N M A PARTN CERT	POOL #AL7688	11/01/2030	11/01/2015	152,154.89	160,546.67		156,075.92	(4,470.75)	3.500	3.412		
240907020	RCTC 2017 TIFIA RAMP UP FD	3138ETQP4	US TREAS & AGENCY OBLIGATIONS	F N M A PARTN CERT	POOL #AL8561	06/01/2031	05/01/2016	30,113.70	31,988.27		31,180.93	(807.34)	3.500	3.380	N/A	N/A
240907020	RCTC 2017 TIFIA RAMP UP FD	3138WEMJ5	US TREAS & AGENCY OBLIGATIONS	F N M A PARTN CERT	POOL #AS4860	05/01/2030	04/01/2015	172,207.56	178,630.22		170,593.98	(8,036.24)	2.500	2.524	N/A	N/A
240907020	RCTC 2017 TIFIA RAMP UP FD	31392J6N4	US TREAS & AGENCY OBLIGATIONS	F N M A GTD R E M I C PASS THRU	C M O SER 2003 23 CL EQ	04/25/2023	03/01/2003	48,142.38	48,234.08		48,712.39	478.31	5.500	5.436	N/A	N/A
240907020	RCTC 2017 TIFIA RAMP UP FD	3140J8ME0	US TREAS & AGENCY OBLIGATIONS	F N M A PARTN CERT UMBS	POOL #BM3956	12/01/2032	05/01/2018	22,309.28	23,456.23		22,520.33	(935.90)	3.000	2.972	N/A	N/A
240907020	RCTC 2017 TIFIA RAMP UP FD	3140X4H90	US TREAS & AGENCY OBLIGATIONS	F N M A PARTN CERT UMBS	POOL #FM1155	06/01/2032	06/01/2019	156,321.68	162,858.27		154,728.76	(8,126.17)	2.500	2.526	N/A	N/A
240907020	RCTC 2017 TIFIA RAMP UP FD	3140X7LS6	US TREAS & AGENCY OBLIGATIONS	F N M A PARTN CERT	POOL #FM3936	08/01/2035	07/01/2020	87,346.26	91,102.71		86,456.20	(4,646.51)	2.500	2.526	N/A	N/A
240907020	RCTC 2017 TIFIA RAMP UP FD	3140X9VK8	US TREAS & AGENCY OBLIGATIONS	F N M A PARTN CERT	POOL #FM6017	02/01/2035	02/01/2021	69,814.66	73,887.29		70,375.97	(3,511.32)	3.000	2.976	N/A	N/A
240907020	RCTC 2017 TIFIA RAMP UP FD	31418CDH4	US TREAS & AGENCY OBLIGATIONS	F N M A PARTN CERT	POOL #MA2803	11/01/2031	10/01/2016	32,621.47	33,906.21		32,289.06	(1,617.15)	2.500	2.526	N/A	N/A
240907020	RCTC 2017 TIFIA RAMP UP FD	31418D7K2	US TREAS & AGENCY OBLIGATIONS	F N M A PARTN CERT UMBS	POOL #MA4497	11/01/2036	11/01/2021	396,586.42	404,848.19		385,616.84	(19,231.35)	2.000	2.057	N/A	N/A
240907020	RCTC 2017 TIFIA RAMP UP FD	31418DSA1	US TREAS & AGENCY OBLIGATIONS	F N M A PARTN CERT UMBS	POOL #MA4112	08/01/2035	07/01/2020	65,992.99	68,822.28		66,523.57	(2,298.71)	3.000	2.976	N/A	N/A
240907020	RCTC 2017 TIFIA RAMP UP FD	31418DVU3	US TREAS & AGENCY OBLIGATIONS	F N M A PARTN CERT UMBS	POOL #MA4226	12/01/2030	12/01/2020	183,681.07	189,044.99		179,787.03	(9,257.96)	2.000	2.043	N/A	N/A
240907020	RCTC 2017 TIFIA RAMP UP FD	36176XQB8	US TREAS & AGENCY OBLIGATIONS	G N M A PARTN CERT	POOL #779250	05/15/2027	05/01/2012	122,619.75	126,359.88		123,522.23	(2,837.06)	3.000	2.978	N/A	N/A

RIVERSIDE COUNTY TRANSPORTATION COMMISSION

2017 Financing STAMP Portfolio by Account for quarter ended March 31, 2022

Source Account	Account	CUSIP	Asset Category Name	Asset Name 1	Asset Name 2	Maturity Date	Issue Date	Shares/Par	Book Value	Call Date	Market Value	Unrealized Gain/Loss	Coupon	Yield	S&P Rating	Moody Rating
240907020	RCTC 2017 TIFIA RAMP UP FD	36179NAJ7	US TREAS & AGENCY OBLIGATIONS	G N M A I I PASS THRU CERT	POOL #MA0909	04/20/2028	04/01/2013	9,178.25	9,467.51		9,156.50	(311.01)	3.000	3.007	N/A	N/A
240907020	RCTC 2017 TIFIA RAMP UP FD	36179NHK7	US TREAS & AGENCY OBLIGATIONS	G N M A I I PARTN CERT	POOL #MA1134	07/20/2028	07/01/2013	65,088.04	66,593.00		65,567.09	(1,025.91)	3.000	2.978		
240907020	RCTC 2017 TIFIA RAMP UP FD	36179NKP2	US TREAS & AGENCY OBLIGATIONS	G N M A II PARTN CERT	POOL #MA1202	08/20/2028	08/01/2013	18,986.12	19,569.84		18,788.85	(780.99)	2.500	2.526	N/A	N/A
240907020	RCTC 2017 TIFIA RAMP UP FD	36202F2H8	US TREAS & AGENCY OBLIGATIONS	G N M A I I PASS THRU CERT	POOL #005276	01/20/2027	01/01/2012	13,300.68	13,440.27		13,397.91	(42.36)	3.000	2.978	N/A	N/A
240907020	RCTC 2017 TIFIA RAMP UP FD	36202F3H7	US TREAS & AGENCY OBLIGATIONS	G N M A I I PASS THRU CERT	POOL #005300	02/20/2027	02/01/2012	14,971.44	15,348.21		15,081.03	(267.18)	3.000	2.978	N/A	N/A
240907020	RCTC 2017 TIFIA RAMP UP FD	38376T5Z1	US TREAS & AGENCY OBLIGATIONS	G N M A GTD R E M I C PASS THRU	C M O SER 2010 4 CL PD	01/16/2039	01/01/2010	23,678.19	24,388.61		23,794.45	(594.16)	3.000	2.985	N/A	N/A
240907020	RCTC 2017 TIFIA RAMP UP FD	38376V2E6	US TREAS & AGENCY OBLIGATIONS	G N M A GTD R E M I C PASS THRU	C M O SER 2010 19 CL UA	07/16/2039	02/01/2010	9,825.20	10,047.44		9,979.55	(67.89)	4.000	3.938	N/A	N/A
240907020	RCTC 2017 TIFIA RAMP UP FD	38377LFC7	US TREAS & AGENCY OBLIGATIONS	G N M A GTD R E M I C PASS THRU	C M O SER 2010 116 CL NE	12/20/2039	09/01/2010	1,060.68	1,069.45		1,060.16	(9.29)	2.500	2.501	N/A	N/A
240907020	RCTC 2017 TIFIA RAMP UP FD	38377QKH9	US TREAS & AGENCY OBLIGATIONS	G N M A GTD R E M I C PASS THRU	C M O SER 2011 18 CL PG	08/20/2040	02/01/2011	4,576.68	4,623.33		4,585.28	(38.05)	3.000	2.994	N/A	N/A
240907020	RCTC 2017 TIFIA RAMP UP FD	38378HAU0	US TREAS & AGENCY OBLIGATIONS	G N M A GTD R E M I C PASS THRU	C M O SER 2012 96 CL AD	08/20/2027	08/01/2012	35,436.33	35,824.50		34,427.81	(1,396.70)	1.500	1.544	N/A	N/A
240907020	RCTC 2017 TIFIA RAMP UP FD	38378JZD7	US TREAS & AGENCY OBLIGATIONS	G N M A GTD R E M I C PASS THRU	C M O SER 2013 47 CL EC	12/20/2040	03/01/2013	6,401.76	6,321.74		6,366.81	45.07	1.500	1.508	N/A	N/A
240907020	RCTC 2017 TIFIA RAMP UP FD	38378VC45	US TREAS & AGENCY OBLIGATIONS	G N M A GTD R E M I C PASS THRU	C M O SER 2013 116 CL MA	12/16/2041	08/01/2013	23,849.35	22,988.54		23,830.99	842.45	2.250	2.252	N/A	N/A
240907020	RCTC 2017 TIFIA RAMP UP FD	912828L57	US TREAS & AGENCY OBLIGATIONS	U S TREASURY NOTE	1.750 09/30/2022	09/30/2022	09/30/2015	725,000.00	726,461.21		727,494.00	1,357.11	1.750	1.744	N/A	AAA
240907020	RCTC 2017 TIFIA RAMP UP FD	912828YK0	US TREAS & AGENCY OBLIGATIONS	U S TREASURY NOTE	1.375 10/15/2022	10/15/2022	10/15/2019	815,000.00	815,393.38		815,986.15	592.77	1.375	1.373	N/A	AAA
240907020	RCTC 2017 TIFIA RAMP UP FD	912828YY0	US TREAS & AGENCY OBLIGATIONS	U S TREASURY NOTE	1.750 12/31/2024	12/31/2024	12/31/2019	615,000.00	636,451.42		602,650.80	(33,800.62)	1.750	1.786	N/A	N/A
240907020	RCTC 2017 TIFIA RAMP UP FD	912828ZD5	US TREAS & AGENCY OBLIGATIONS	U S TREASURY NOTE	0.500 03/15/2023	03/15/2023	03/16/2020	1,300,000.00	1,301,402.35		1,285,778.00	(15,624.35)	0.500	0.506	N/A	AAA
240907020	RCTC 2017 TIFIA RAMP UP FD	912828ZF0	US TREAS & AGENCY OBLIGATIONS	U S TREASURY NOTE	0.500 03/31/2025	03/31/2025	03/31/2020	705,000.00	703,292.58		664,159.35	(39,133.23)	0.500	0.531	N/A	AAA
240907020	RCTC 2017 TIFIA RAMP UP FD	912828ZP8	US TREAS & AGENCY OBLIGATIONS	U S TREASURY NOTE	0.125 05/15/2023	05/15/2023	05/15/2020	1,295,000.00	1,288,955.47		1,270,369.10	(18,586.37)	0.125	0.127	N/A	AAA
240907020	RCTC 2017 TIFIA RAMP UP FD	91282CAP6	US TREAS & AGENCY OBLIGATIONS	U S TREASURY NOTE	0.125 10/15/2023	10/15/2023	10/15/2020	1,100,000.00	1,097,732.83		1,066,098.00	(31,634.83)	0.125	0.129	N/A	AAA
240907020	RCTC 2017 TIFIA RAMP UP FD	91282CBA8	US TREAS & AGENCY OBLIGATIONS	U S TREASURY NOTE	0.125 12/15/2023	12/15/2023	12/15/2020	1,070,000.00	1,060,225.78		1,032,218.30	(28,007.48)	0.125	0.130	N/A	AAA
240907020	RCTC 2017 TIFIA RAMP UP FD	91282CCG4	US TREAS & AGENCY OBLIGATIONS	U S TREASURY NOTE	0.250 06/15/2024	06/15/2024	06/15/2021	550,000.00	547,550.78		524,562.50	(22,988.28)	0.250	0.262	N/A	AAA
240907020	RCTC 2017 TIFIA RAMP UP FD	91282CCQ2	US TREAS & AGENCY OBLIGATIONS	U S TREASURY NOTE	07/31/2023 VAR	07/31/2023	07/31/2021	1,300,000.00	1,300,546.09		1,301,872.00	1,307.54	VAR	0.000	N/A	AAA
240907020	RCTC 2017 TIFIA RAMP UP FD	91282CDE8	US TREAS & AGENCY OBLIGATIONS	U S TREASURY NOTE	10/31/2023 VAR	10/31/2023	11/01/2021	1,650,000.00	1,652,743.22		1,652,970.00	226.78	VAR	0.324	N/A	AAA
									15,697,998.86		**15,363,417.08**	**(334,302.20)**				

RIVERSIDE COUNTY TRANSPORTATION COMMISSION

2017 Financing STAMP Portfolio Transaction Report by Account
Quarter ended March 31, 2022

Source Account	Account	Transaction Date	Trade Date	Settlement Date	CUSIP	Description	Units	Price	Net Cash Amount	Federal Tax Cost Amount	Short Term Gain/Loss Amount	Long Term Gain/Loss Amount
240907004	RCTC 2017 TIFIA PRJ SALES TAX REV	01/03/2022			31846V203	INTEREST EARNED ON FIRST AM GOVT OB FD CL Y UNIT ON 0.0000 SHARES DUE 12/31/2021 INTEREST FROM 12/1/21 TO 12/31/21	-	-	2.31	-	-	-
240907004	RCTC 2017 TIFIA PRJ SALES TAX REV	01/03/2022	01/03/2022	01/03/2022	31846V203	PURCHASED UNITS OF FIRST AM GOVT OB FD CL Y	78,731.02	1.00	(78,731.02)	78,731.02	-	-
240907004	RCTC 2017 TIFIA PRJ SALES TAX REV	01/03/2022	01/03/2022	01/03/2022	31846V203	PURCHASED UNITS OF FIRST AM GOVT OB FD CL Y	202.26	1.00	(202.26)	202.26	-	-
240907004	RCTC 2017 TIFIA PRJ SALES TAX REV	01/03/2022			658886DZ6	INTEREST EARNED ON NORTH DAKOTA ST HS 0.07201% 7/01/38 $1 PV ON 430000.0000 SHARES DUE 1/1/2022	-	-	156.09	-	-	-
240907004	RCTC 2017 TIFIA PRJ SALES TAX REV	01/03/2022			842400HC0	INTEREST EARNED ON SOUTHERN CA EDISON 0.91346% 4/01/24 $1 PV ON 220000.0000 SHARES DUE 1/1/2022	-	-	494.27	-	-	-
240907004	RCTC 2017 TIFIA PRJ SALES TAX REV	01/03/2022	12/30/2021	12/31/2021	91282CCQ2	PURCHASE-REV PAR VALUE OF U S TREASURY NT 0.00001% 7/31/23 /DEUTSCHE BANK SECURITIES, INC./900,000 PAR VALUE AT 100.04644333 %	(900,000.00)	(1.00)	900,417.99	(900,417.99)	-	-
240907004	RCTC 2017 TIFIA PRJ SALES TAX REV	01/03/2022		12/31/2021	91282CCQ2	PAID ACCRUED INTEREST ON PURCHASE OF U S TREASURY NT 0.00001% 7/31/23	-	-	173.88	-	-	-
240907004	RCTC 2017 TIFIA PRJ SALES TAX REV	01/03/2022		12/31/2021	91282CCQ2	PAID ACCRUED INTEREST ON PURCHASE OF U S TREASURY NT 0.00001% 7/31/23	-	-	(127.74)	-	-	-
240907004	RCTC 2017 TIFIA PRJ SALES TAX REV	01/03/2022	12/30/2021	12/31/2021	91282CCQ2	PURCHASED PAR VALUE OF U S TREASURY NT 0.00001% 7/31/23 /DEUTSCHE BANK SECURITIES, INC./900,000 PAR VALUE AT 100.04644 %	900,000.00	1.00	(900,417.96)	900,417.96	-	-
240907004	RCTC 2017 TIFIA PRJ SALES TAX REV	01/04/2022	01/04/2022	01/04/2022	31846V203	PURCHASED UNITS OF FIRST AM GOVT OB FD CL Y	2.31	1.00	(2.31)	2.31	-	-
240907004	RCTC 2017 TIFIA PRJ SALES TAX REV	01/05/2022	01/04/2022	01/05/2022	02530KBH2	PURCHASED PAR VALUE OF AMERICAN CRYSTAL SUGAR C P 2/17/22 /WFSLUS33 WELLS FARGO CHARL NC/600,000 PAR VALUE AT 99.96416667 %	600,000.00	1.00	(599,785.00)	599,785.00	-	-
240907004	RCTC 2017 TIFIA PRJ SALES TAX REV	01/05/2022	01/05/2022	01/05/2022	31846V203	SOLD UNITS OF FIRST AM GOVT OB FD CL Y	(599,785.00)	1.00	599,785.00	(599,785.00)	-	-
240907004	RCTC 2017 TIFIA PRJ SALES TAX REV	01/05/2022	01/05/2022	01/05/2022	31846V203	PURCHASED UNITS OF FIRST AM GOVT OB FD CL Y	550,055.56	1.00	(550,055.56)	550,055.56	-	-
240907004	RCTC 2017 TIFIA PRJ SALES TAX REV	01/05/2022			64587BA51	INTEREST EARNED ON NEW JERSEY NAT GAS CO C P 1/05/22 $1 PV ON 750000.0000 SHARES DUE 1/5/2022 750,000 PAR VALUE AT 100 %	-	-	137.50	-	-	-
240907004	RCTC 2017 TIFIA PRJ SALES TAX REV	01/05/2022	01/05/2022	01/05/2022	64587BA51	MATURED PAR VALUE OF NEW JERSEY NAT GAS CO C P 1/05/22 750,000 PAR VALUE AT 100 %	(750,000.00)	1.00	749,862.50	(749,862.50)	-	-
240907004	RCTC 2017 TIFIA PRJ SALES TAX REV	01/05/2022	01/04/2022	01/05/2022	69350BBE5	PURCHASED PAR VALUE OF PPG INDUSTRIES C P 2/14/22 /MIZUHO SECURITIES USA INC./200,000 PAR VALUE AT 99.97222 %	200,000.00	1.00	(199,944.44)	199,944.44	-	-
240907004	RCTC 2017 TIFIA PRJ SALES TAX REV	01/06/2022	01/06/2022	01/06/2022	14913R2E6	MATURED PAR VALUE OF CATERPILLAR MTN 0.00001% 1/06/22 500,000 PAR VALUE AT 100 %	(500,000.00)	1.00	500,000.00	(500,000.00)	-	-
240907004	RCTC 2017 TIFIA PRJ SALES TAX REV	01/06/2022			14913R2E6	INTEREST EARNED ON CATERPILLAR MTN 0.00001% 1/06/22 $1 PV ON 500000.0000 SHARES DUE 1/6/2022	-	-	442.92	-	-	-
240907004	RCTC 2017 TIFIA PRJ SALES TAX REV	01/06/2022	01/06/2022	01/06/2022	31846V203	PURCHASED UNITS OF FIRST AM GOVT OB FD CL Y	442.92	1.00	(442.92)	442.92	-	-
240907004	RCTC 2017 TIFIA PRJ SALES TAX REV	01/06/2022	01/06/2022	01/06/2022	31846V203	PURCHASED UNITS OF FIRST AM GOVT OB FD CL Y	500,000.00	1.00	(500,000.00)	500,000.00	-	-
240907004	RCTC 2017 TIFIA PRJ SALES TAX REV	01/10/2022	01/10/2022	01/10/2022	02530KAA8	MATURED PAR VALUE OF AMERICAN CRYSTAL SUGAR C P 1/10/22 750,000 PAR VALUE AT 100 %	(750,000.00)	1.00	749,850.00	(749,850.00)	-	-
240907004	RCTC 2017 TIFIA PRJ SALES TAX REV	01/10/2022			02530KAA8	INTEREST EARNED ON AMERICAN CRYSTAL SUGAR C P 1/10/22 $1 PV ON 750000.0000 SHARES DUE 1/10/2022 750,000 PAR VALUE AT 100 %	-	-	150.00	-	-	-
240907004	RCTC 2017 TIFIA PRJ SALES TAX REV	01/10/2022	01/10/2022	01/10/2022	02665KAA5	MATURED PAR VALUE OF AMERICAN HONDA FIN CORP C P 1/10/22 600,000 PAR VALUE AT 100 %	(600,000.00)	1.00	599,733.00	(599,733.00)	-	-
240907004	RCTC 2017 TIFIA PRJ SALES TAX REV	01/10/2022			02665KAA5	INTEREST EARNED ON AMERICAN HONDA FIN CORP C P 1/10/22 $1 PV ON 600000.0000 SHARES DUE 1/10/2022 600,000 PAR VALUE AT 100 %	-	-	267.00	-	-	-
240907004	RCTC 2017 TIFIA PRJ SALES TAX REV	01/10/2022			14687BAF3	INTEREST EARNED ON CARVANA AUTO RECB 0.280% 3/10/24 $1 PV ON 44.5400 SHARES DUE 1/10/2022 $0.00023/PV ON 190,906.36 PV DUE 1/10/22	-	-	44.54	-	-	-
240907004	RCTC 2017 TIFIA PRJ SALES TAX REV	01/10/2022			14687BAF3	AMORTIZED PREMIUM ON CARVANA AUTO RECB 0.280% 3/10/24 CURRENT YEAR AMORTIZATION	-	-	-	(0.73)	-	-
240907004	RCTC 2017 TIFIA PRJ SALES TAX REV	01/10/2022	01/10/2022	01/10/2022	14687BAF3	PAID DOWN PAR VALUE OF CARVANA AUTO RECB 0.280% 3/10/24	(35,054.63)	-	35,054.63	(35,060.60)	(5.97)	-
240907004	RCTC 2017 TIFIA PRJ SALES TAX REV	01/10/2022	01/10/2022	01/10/2022	31846V203	PURCHASED UNITS OF FIRST AM GOVT OB FD CL Y	1,350,000.00	1.00	(1,350,000.00)	1,350,000.00	-	-
240907004	RCTC 2017 TIFIA PRJ SALES TAX REV	01/10/2022	01/10/2022	01/10/2022	31846V203	SOLD UNITS OF FIRST AM GOVT OB FD CL Y	(589,796.66)	1.00	589,796.66	(589,796.66)	-	-
240907004	RCTC 2017 TIFIA PRJ SALES TAX REV	01/10/2022	01/10/2022	01/10/2022	93884FB35	PURCHASED PAR VALUE OF WASHINGTON GAS C P 2/03/22 /BOFA SECURITIES, INC./FXD INC/625,000 PAR VALUE AT 99.9833328 %	625,000.00	1.00	(624,895.83)	624,895.83	-	-
240907004	RCTC 2017 TIFIA PRJ SALES TAX REV	01/11/2022			14687AAM0	AMORTIZED PREMIUM ON CARVANA AUTO REC 0.280% 11/08/23 CURRENT YEAR AMORTIZATION	-	-	-	(0.04)	-	-
240907004	RCTC 2017 TIFIA PRJ SALES TAX REV	01/11/2022	01/08/2022	01/11/2022	14687AAM0	PAID DOWN PAR VALUE OF CARVANA AUTO REC 0.280% 11/08/23	(50,627.03)	-	50,627.03	(50,625.81)	(0.69)	1.91
240907004	RCTC 2017 TIFIA PRJ SALES TAX REV	01/11/2022			14687AAM0	INTEREST EARNED ON CARVANA AUTO REC 0.280% 11/08/23 $1 PV ON 31.8000 SHARES DUE 1/8/2022 $0.00023/PV ON 136,277.57 PV DUE 1/ 8/22	-	-	31.80	-	-	-
240907004	RCTC 2017 TIFIA PRJ SALES TAX REV	01/11/2022	01/11/2022	01/11/2022	31846V203	SOLD UNITS OF FIRST AM GOVT OB FD CL Y	(120,000.00)	1.00	120,000.00	(120,000.00)	-	-

RIVERSIDE COUNTY TRANSPORTATION COMMISSION

2017 Financing STAMP Portfolio Transaction Report by Account
Quarter ended March 31, 2022

Source Account	Account	Transaction Date	Trade Date	Settlement Date	CUSIP	Description	Units	Price	Net Cash Amount	Federal Tax Cost Amount	Short Term Gain/Loss Amount	Long Term Gain/Loss Amount
240907004	RCTC 2017 TIFIA PRJ SALES TAX REV	01/11/2022	01/11/2022	01/11/2022	31846V203	PURCHASED UNITS OF FIRST AM GOVT OB FD CL Y	50,658.83	1.00	(50,658.83)	50,658.83	-	-
240907004	RCTC 2017 TIFIA PRJ SALES TAX REV	01/11/2022	01/04/2022	01/11/2022	828807DR5	PURCHASED PAR VALUE OF SIMON PPTY L P 0.53523% 1/11/24 /JPMSUS3X JP MORGAN SEC NY/120,000 PAR VALUE AT 100 %	120,000.00	1.00	(120,000.00)	120,000.00	-	-
240907004	RCTC 2017 TIFIA PRJ SALES TAX REV	01/12/2022	01/12/2022	01/12/2022	31846V203	PURCHASED UNITS OF FIRST AM GOVT OB FD CL Y	125,000.00	1.00	(125,000.00)	125,000.00	-	-
240907004	RCTC 2017 TIFIA PRJ SALES TAX REV	01/12/2022			93884FAC6	INTEREST EARNED ON WASHINGTON GAS LT CO C P 1/12/22 $1 PV ON 125000.0000 SHARES DUE 1/12/2022 125,000 PAR VALUE AT 100 %	-	-	33.54	-	-	-
240907004	RCTC 2017 TIFIA PRJ SALES TAX REV	01/12/2022	01/12/2022	01/12/2022	93884FAC6	MATURED PAR VALUE OF WASHINGTON GAS LT CO C P 1/12/22 125,000 PAR VALUE AT 100 %	(125,000.00)	1.00	124,966.46	(124,966.46)	-	-
240907004	RCTC 2017 TIFIA PRJ SALES TAX REV	01/13/2022		01/13/2022	14316LAC7	PAID ACCRUED INTEREST ON PURCHASE OF CARMAX AUTO OWNER 2.680% 3/15/24	-	-	(199.92)	-	-	-
240907004	RCTC 2017 TIFIA PRJ SALES TAX REV	01/13/2022		01/13/2022	14316LAC7	PAID ACCRUED INTEREST ON PURCHASE OF CARMAX AUTO OWNER 2.680% 3/15/24	-	-	(37.19)	-	-	-
240907004	RCTC 2017 TIFIA PRJ SALES TAX REV	01/13/2022		01/13/2022	14316LAC7	PAID ACCRUED INTEREST ON PURCHASE OF CARMAX AUTO OWNER 2.680% 3/15/24	-	-	(69.74)	-	-	-
240907004	RCTC 2017 TIFIA PRJ SALES TAX REV	01/13/2022	01/11/2022	01/13/2022	14316LAC7	PURCHASED PAR VALUE OF CARMAX AUTO OWNER 2.680% 3/15/24 /RCMCUS31 UNITED STATES/17,844.12 PAR VALUE AT 100.81248053 %	17,844.12	1.01	(17,989.10)	17,989.10	-	-
240907004	RCTC 2017 TIFIA PRJ SALES TAX REV	01/13/2022	01/11/2022	01/13/2022	14316LAC7	PURCHASED PAR VALUE OF CARMAX AUTO OWNER 2.680% 3/15/24 /TORONTO DOMINION SECURITIES (U/33,457.73 PAR VALUE AT 100.81250294 %	33,457.73	1.01	(33,729.57)	33,729.57	-	-
240907004	RCTC 2017 TIFIA PRJ SALES TAX REV	01/13/2022	01/11/2022	01/13/2022	14316LAC7	PURCHASED PAR VALUE OF CARMAX AUTO OWNER 2.680% 3/15/24 /GOLDUS33 GOLDMAN SACHS NY/95,912.15 PAR VALUE AT 100.820308 %	95,912.15	1.01	(96,698.92)	96,698.92	-	-
240907004	RCTC 2017 TIFIA PRJ SALES TAX REV	01/13/2022	01/13/2022	01/13/2022	31846V203	SOLD UNITS OF FIRST AM GOVT OB FD CL Y	(275,150.27)	1.00	275,150.27	(275,150.27)	-	-
240907004	RCTC 2017 TIFIA PRJ SALES TAX REV	01/13/2022	01/13/2022	01/13/2022	31846V203	SOLD UNITS OF FIRST AM GOVT OB FD CL Y	(474,824.95)	1.00	474,824.95	(474,824.95)	-	-
240907004	RCTC 2017 TIFIA PRJ SALES TAX REV	01/13/2022			459058JQ7	INTEREST EARNED ON INTL BK 0.00001% 1/13/23 $1 PV ON 205000.0000 SHARES DUE 1/13/2022	-	-	94.30	-	-	-
240907004	RCTC 2017 TIFIA PRJ SALES TAX REV	01/13/2022	01/11/2022	01/13/2022	56052AD60	PURCHASED PAR VALUE OF MAINE ST SER A 2.500% 6/01/22 /GOLDUS33 GOLDMAN SACHS NY/125,000 PAR VALUE AT 100.849 %	125,000.00	1.01	(126,061.25)	126,061.25	-	-
240907004	RCTC 2017 TIFIA PRJ SALES TAX REV	01/13/2022		01/13/2022	56052AD60	PAID ACCRUED INTEREST ON PURCHASE OF MAINE ST SER A 2.500% 6/01/22	-	-	(364.58)	-	-	-
240907004	RCTC 2017 TIFIA PRJ SALES TAX REV	01/13/2022	01/13/2022	01/13/2022	63743DBG5	PURCHASED PAR VALUE OF NATIONAL RURAL UTILS C P 2/16/22 /MIZUHO SECURITIES USA INC./475,000 PAR VALUE AT 99.983 %	475,000.00	1.00	(474,919.25)	474,919.25	-	-
240907004	RCTC 2017 TIFIA PRJ SALES TAX REV	01/18/2022			02360SAJ7	INTEREST EARNED ON AMEREN CORP DISC COML C P 1/18/22 $1 PV ON 550000.0000 SHARES DUE 1/18/2022 550,000 PAR VALUE AT 100 %	-	-	132.92	-	-	-
240907004	RCTC 2017 TIFIA PRJ SALES TAX REV	01/18/2022	01/18/2022	01/18/2022	02360SAJ7	MATURED PAR VALUE OF AMEREN CORP DISC COML C P 1/18/22 550,000 PAR VALUE AT 100 %	(550,000.00)	1.00	549,867.08	(549,867.08)	-	-
240907004	RCTC 2017 TIFIA PRJ SALES TAX REV	01/18/2022			02582JHS2	AMORTIZED PREMIUM ON AMERICAN EXPRESS 0.47706% 10/15/25 CURRENT YEAR AMORTIZATION	-	-	-	(54.94)	-	-
240907004	RCTC 2017 TIFIA PRJ SALES TAX REV	01/18/2022			02582JHS2	INTEREST EARNED ON AMERICAN EXPRESS 0.47706% 10/15/25 $1 PV ON 60.8800 SHARES DUE 1/15/2022 $0.00041/PV ON 150,000.00 PV DUE 1/15/22	-	-	60.88	-	-	-
240907004	RCTC 2017 TIFIA PRJ SALES TAX REV	01/18/2022		01/18/2022	02588QAB4	PAID ACCRUED INTEREST ON PURCHASE OF AMERICAN EXPRESS 2.870% 10/15/24	-	-	(58.60)	-	-	-
240907004	RCTC 2017 TIFIA PRJ SALES TAX REV	01/18/2022	01/11/2022	01/18/2022	02588QAB4	PURCHASED PAR VALUE OF AMERICAN EXPRESS 2.870% 10/15/24 /TORONTO DOMINION SECURITIES (U/245,000 PAR VALUE AT 100.42187347 %	245,000.00	1.00	(246,033.59)	246,033.59	-	-
240907004	RCTC 2017 TIFIA PRJ SALES TAX REV	01/18/2022			12597PAC2	INTEREST EARNED ON CNH EQUIPMENT TRUST 1.160% 6/16/25 $1 PV ON 90.9600 SHARES DUE 1/15/2022 $0.00097/PV ON 94,100.90 PV DUE 1/15/22	-	-	90.96	-	-	-
240907004	RCTC 2017 TIFIA PRJ SALES TAX REV	01/18/2022	01/15/2022	01/18/2022	12597PAC2	PAID DOWN PAR VALUE OF CNH EQUIPMENT TRUST 1.160% 6/16/25	(12,076.37)	-	12,076.37	(12,163.21)	(86.84)	-
240907004	RCTC 2017 TIFIA PRJ SALES TAX REV	01/18/2022			12597PAC2	AMORTIZED PREMIUM ON CNH EQUIPMENT TRUST 1.160% 6/16/25 CURRENT YEAR AMORTIZATION	-	-	-	(19.02)	-	-
240907004	RCTC 2017 TIFIA PRJ SALES TAX REV	01/18/2022	01/15/2022	01/18/2022	12598AAB6	PAID DOWN PAR VALUE OF CNH EQUIPMENT 0.230% 3/15/24	(16,268.89)	-	16,268.89	(16,267.62)	1.27	-
240907004	RCTC 2017 TIFIA PRJ SALES TAX REV	01/18/2022			12598AAB6	INTEREST EARNED ON CNH EQUIPMENT 0.230% 3/15/24 $1 PV ON 31.5900 SHARES DUE 1/15/2022 $0.00019/PV ON 164,807.53 PV DUE 1/15/22	-	-	31.59	-	-	-
240907004	RCTC 2017 TIFIA PRJ SALES TAX REV	01/18/2022			14042WAC4	AMORTIZED PREMIUM ON CAPITAL ONE PRIME 2.510% 11/15/23 CURRENT YEAR AMORTIZATION	-	-	-	(34.99)	-	-
240907004	RCTC 2017 TIFIA PRJ SALES TAX REV	01/18/2022	01/15/2022	01/18/2022	14042WAC4	PAID DOWN PAR VALUE OF CAPITAL ONE PRIME 2.510% 11/15/23	(18,034.96)	-	18,034.96	(18,151.04)	(116.08)	-
240907004	RCTC 2017 TIFIA PRJ SALES TAX REV	01/18/2022			14042WAC4	INTEREST EARNED ON CAPITAL ONE PRIME 2.510% 11/15/23 $1 PV ON 273.7200 SHARES DUE 1/15/2022 $0.00209/PV ON 130,858.12 PV DUE 1/15/22	-	-	273.72	-	-	-
240907004	RCTC 2017 TIFIA PRJ SALES TAX REV	01/18/2022			14313FAD1	INTEREST EARNED ON CARMAX AUTO OWNER 3.130% 6/15/23 $1 PV ON 475.7000 SHARES DUE 1/15/2022 $0.00261/PV ON 182,378.37 PV DUE 1/15/22	-	-	475.70	-	-	-
240907004	RCTC 2017 TIFIA PRJ SALES TAX REV	01/18/2022	01/15/2022	01/18/2022	14313FAD1	PAID DOWN PAR VALUE OF CARMAX AUTO OWNER 3.130% 6/15/23	(72,398.49)	-	72,398.49	(72,719.68)	(321.19)	-

2017 Financing STAMP Portfolio Transaction Report by Account
Quarter ended March 31, 2022

Source Account	Account	Transaction Date	Trade Date	Settlement Date	CUSIP	Description	Units	Price	Net Cash Amount	Federal Tax Cost Amount	Short Term Gain/Loss Amount	Long Term Gain/Loss Amount
240907004	RCTC 2017 TIFIA PRJ SALES TAX REV	01/18/2022			14313FAD1	AMORTIZED PREMIUM ON CARMAX AUTO OWNER 3.130% 6/15/23 CURRENT YEAR AMORTIZATION	-	-	-	(43.40)	-	-
240907004	RCTC 2017 TIFIA PRJ SALES TAX REV	01/18/2022			14315FAF4	AMORTIZED PREMIUM ON CARMAX AUTO OWNER 1.090% 3/16/26 CURRENT YEAR AMORTIZATION	-	-	-	(2.52)	-	-
240907004	RCTC 2017 TIFIA PRJ SALES TAX REV	01/18/2022			14315FAF4	INTEREST EARNED ON CARMAX AUTO OWNER 1.090% 3/16/26 $1 PV ON 109.0000 SHARES DUE 1/15/2022 $0.00091/PV ON 120,000.00 PV DUE 1/15/22	-	-	109.00	-	-	-
240907004	RCTC 2017 TIFIA PRJ SALES TAX REV	01/18/2022			14315PAD7	INTEREST EARNED ON CARMAX AUTO OWNER 2.180% 8/15/24 $1 PV ON 468.0000 SHARES DUE 1/15/2022 $0.00182/PV ON 257,615.58 PV DUE 1/15/22	-	-	468.00	-	-	-
240907004	RCTC 2017 TIFIA PRJ SALES TAX REV	01/18/2022	01/15/2022	01/18/2022	14315PAD7	PAID DOWN PAR VALUE OF CARMAX AUTO OWNER 2.180% 8/15/24	(20,290.74)	-	20,290.74	(20,496.33)	(205.59)	-
240907004	RCTC 2017 TIFIA PRJ SALES TAX REV	01/18/2022			14315PAD7	AMORTIZED PREMIUM ON CARMAX AUTO OWNER 2.180% 8/15/24 CURRENT YEAR AMORTIZATION	-	-	-	(77.26)	-	-
240907004	RCTC 2017 TIFIA PRJ SALES TAX REV	01/18/2022			14315XAC2	AMORTIZED PREMIUM ON CARMAX AUTO OWNER 1.890% 12/16/24 CURRENT YEAR AMORTIZATION	-	-	-	(22.03)	-	-
240907004	RCTC 2017 TIFIA PRJ SALES TAX REV	01/18/2022	01/15/2022	01/18/2022	14315XAC2	PAID DOWN PAR VALUE OF CARMAX AUTO OWNER 1.890% 12/16/24	(4,977.39)	-	4,977.39	(5,034.11)	(56.72)	-
240907004	RCTC 2017 TIFIA PRJ SALES TAX REV	01/18/2022			14315XAC2	INTEREST EARNED ON CARMAX AUTO OWNER 1.890% 12/16/24 $1 PV ON 115.9400 SHARES DUE 1/15/2022 $0.00158/PV ON 73,609.77 PV DUE 1/15/22	-	-	115.94	-	-	-
240907004	RCTC 2017 TIFIA PRJ SALES TAX REV	01/18/2022	01/15/2022	01/18/2022	14316LAC7	PAID DOWN PAR VALUE OF CARMAX AUTO OWNER 2.680% 3/15/24	(44,201.01)	-	44,201.01	(44,610.52)	(409.51)	-
240907004	RCTC 2017 TIFIA PRJ SALES TAX REV	01/18/2022			14316LAC7	AMORTIZED PREMIUM ON CARMAX AUTO OWNER 2.680% 3/15/24 CURRENT YEAR AMORTIZATION	-	-	-	(99.09)	-	-
240907004	RCTC 2017 TIFIA PRJ SALES TAX REV	01/18/2022			14316LAC7	INTEREST EARNED ON CARMAX AUTO OWNER 2.680% 3/15/24 $1 PV ON 926.5500 SHARES DUE 1/15/2022 $0.00223/PV ON 414,875.80 PV DUE 1/15/22	-	-	926.55	-	-	-
240907004	RCTC 2017 TIFIA PRJ SALES TAX REV	01/18/2022			14316NAB5	INTEREST EARNED ON CARMAX AUTO OWNER 0.220% 2/15/24 $1 PV ON 14.2800 SHARES DUE 1/15/2022 $0.00018/PV ON 77,896.39 PV DUE 1/15/22	-	-	14.28	-	-	-
240907004	RCTC 2017 TIFIA PRJ SALES TAX REV	01/18/2022	01/15/2022	01/18/2022	14316NAB5	PAID DOWN PAR VALUE OF CARMAX AUTO OWNER 0.220% 2/15/24	(13,029.43)	-	13,029.43	(13,029.43)	-	-
240907004	RCTC 2017 TIFIA PRJ SALES TAX REV	01/18/2022			21684LC59	INTEREST EARNED ON COOPERATIEVE C D 0.14194% 6/15/22 $1 PV ON 375000.0000 SHARES DUE 1/15/2022	-	-	49.48	-	-	-
240907004	RCTC 2017 TIFIA PRJ SALES TAX REV	01/18/2022			233854AC2	INTEREST EARNED ON DAIMLER TRUCKS 1.220% 9/15/23 $1 PV ON 107.1100 SHARES DUE 1/15/2022 $0.00102/PV ON 105,357.39 PV DUE 1/15/22	-	-	107.11	-	-	-
240907004	RCTC 2017 TIFIA PRJ SALES TAX REV	01/18/2022	01/15/2022	01/18/2022	233854AC2	PAID DOWN PAR VALUE OF DAIMLER TRUCKS 1.220% 9/15/23	(13,071.65)	-	13,071.65	(13,114.15)	(42.50)	-
240907004	RCTC 2017 TIFIA PRJ SALES TAX REV	01/18/2022			233854AC2	AMORTIZED PREMIUM ON DAIMLER TRUCKS 1.220% 9/15/23 CURRENT YEAR AMORTIZATION	-	-	-	(16.31)	-	-
240907004	RCTC 2017 TIFIA PRJ SALES TAX REV	01/18/2022			24422EVM8	INTEREST EARNED ON JOHN DEERE MTN 0.250% 1/17/23 $1 PV ON 625000.0000 SHARES DUE 1/17/2022	-	-	781.25	-	-	-
240907004	RCTC 2017 TIFIA PRJ SALES TAX REV	01/18/2022			3133T52K8	INTEREST EARNED ON F H L M C MLTCL MTG 6.000% 7/17/24 $1 PV ON 1311.3200 SHARES DUE 1/17/2022 $0.00500/PV ON 262,264.10 PV DUE 1/17/22	-	-	1,311.32	-	-	-
240907004	RCTC 2017 TIFIA PRJ SALES TAX REV	01/18/2022	01/17/2022	01/18/2022	3133T52K8	PAID DOWN PAR VALUE OF F H L M C MLTCL MTG 6.000% 7/17/24	(14,294.51)	-	14,294.51	(14,889.60)	(595.09)	-
240907004	RCTC 2017 TIFIA PRJ SALES TAX REV	01/18/2022			3133T52K8	AMORTIZED PREMIUM ON F H L M C MLTCL MTG 6.000% 7/17/24 CURRENT YEAR AMORTIZATION	-	-	-	(413.96)	-	-
240907004	RCTC 2017 TIFIA PRJ SALES TAX REV	01/18/2022	01/18/2022	01/18/2022	31846V203	SOLD UNITS OF FIRST AM GOVT OB FD CL Y	(422,004.69)	1.00	422,004.69	(422,004.69)	-	-
240907004	RCTC 2017 TIFIA PRJ SALES TAX REV	01/18/2022	01/18/2022	01/18/2022	31846V203	PURCHASED UNITS OF FIRST AM GOVT OB FD CL Y	554,720.00	1.00	(554,720.00)	554,720.00	-	-
240907004	RCTC 2017 TIFIA PRJ SALES TAX REV	01/18/2022			34528QHL1	INTEREST EARNED ON FORD CREDIT MSTR 0.64506% 9/15/25 $1 PV ON 227.4700 SHARES DUE 1/15/2022 $0.00058/PV ON 395,000.00 PV DUE 1/15/22	-	-	227.47	-	-	-
240907004	RCTC 2017 TIFIA PRJ SALES TAX REV	01/18/2022			34528QHL1	AMORTIZED PREMIUM ON FORD CREDIT MSTR 0.64506% 9/15/25 CURRENT YEAR AMORTIZATION	-	-	-	(173.76)	-	-
240907004	RCTC 2017 TIFIA PRJ SALES TAX REV	01/18/2022			36258MAF1	INTEREST EARNED ON GM FIN CONS ATMB 2.040% 2/18/25 $1 PV ON 510.0000 SHARES DUE 1/16/2022 $0.00170/PV ON 300,000.00 PV DUE 1/16/22	-	-	510.00	-	-	-
240907004	RCTC 2017 TIFIA PRJ SALES TAX REV	01/18/2022			36258MAF1	AMORTIZED PREMIUM ON GM FIN CONS ATMB 2.040% 2/18/25 CURRENT YEAR AMORTIZATION	-	-	-	(150.19)	-	-
240907004	RCTC 2017 TIFIA PRJ SALES TAX REV	01/18/2022			38013FAD3	AMORTIZED PREMIUM ON GM FINANCIAL 3.210% 10/16/23 CURRENT YEAR AMORTIZATION	-	-	-	(8.57)	-	-
240907004	RCTC 2017 TIFIA PRJ SALES TAX REV	01/18/2022			38013FAD3	INTEREST EARNED ON GM FINANCIAL 3.210% 10/16/23 $1 PV ON 151.1200 SHARES DUE 1/16/2022 $0.00268/PV ON 56,494.47 PV DUE 1/16/22	-	-	151.12	-	-	-
240907004	RCTC 2017 TIFIA PRJ SALES TAX REV	01/18/2022	01/16/2022	01/18/2022	38013FAD3	PAID DOWN PAR VALUE OF GM FINANCIAL 3.210% 10/16/23	(11,575.60)	-	11,575.60	(11,613.30)	-	(37.70)
240907004	RCTC 2017 TIFIA PRJ SALES TAX REV	01/18/2022			43814WAC9	AMORTIZED PREMIUM ON HONDA AUTO 2.830% 3/20/23 CURRENT YEAR AMORTIZATION	-	-	-	(35.51)	-	-
240907004	RCTC 2017 TIFIA PRJ SALES TAX REV	01/18/2022	01/18/2022	01/18/2022	43814WAC9	PAID DOWN PAR VALUE OF HONDA AUTO 2.830% 3/20/23	(15,757.93)	-	15,757.93	(15,840.27)	(82.34)	-
240907004	RCTC 2017 TIFIA PRJ SALES TAX REV	01/18/2022			43814WAC9	INTEREST EARNED ON HONDA AUTO 2.830% 3/20/23 $1 PV ON 199.8600 SHARES DUE 1/18/2022 $0.00236/PV ON 84,744.75 PV DUE 1/18/22	-	-	199.86	-	-	-

2017 Financing STAMP Portfolio Transaction Report by Account
Quarter ended March 31, 2022

Source Account	Account	Transaction Date	Trade Date	Settlement Date	CUSIP	Description	Units	Price	Net Cash Amount	Federal Tax Cost Amount	Short Term Gain/Loss Amount	Long Term Gain/Loss Amount
240907004	RCTC 2017 TIFIA PRJ SALES TAX REV	01/18/2022			58769EAC2	INTEREST EARNED ON MERCEDES BENZ AUTO 0.400% 11/15/23 $1 PV ON 113.3300 SHARES DUE 1/15/2022 $0.00033/PV ON 340,000.00 PV DUE 1/15/22	-	-	113.33	-	-	-
240907004	RCTC 2017 TIFIA PRJ SALES TAX REV	01/18/2022			58769EAC2	AMORTIZED PREMIUM ON MERCEDES BENZ AUTO 0.400% 11/15/23 CURRENT YEAR AMORTIZATION	-	-	-	(9.56)	-	-
240907004	RCTC 2017 TIFIA PRJ SALES TAX REV	01/18/2022	01/14/2022	01/18/2022	63616KBF5	PURCHASED PAR VALUE OF NATIONAL FUEL GAS CO C P 2/15/22 /MTGSUS6SFIC BOFA SECS NEW YORK/475,000 PAR VALUE AT 99.965 %	475,000.00	1.00	(474,833.75)	474,833.75	-	-
240907004	RCTC 2017 TIFIA PRJ SALES TAX REV	01/18/2022			65474VAQ4	INTEREST EARNED ON NISSAN MASTER 0.61907% 2/15/24 $1 PV ON 392.1800 SHARES DUE 1/15/2022 $0.00063/PV ON 620,000.00 PV DUE 1/15/22	-	-	392.18	-	-	-
240907004	RCTC 2017 TIFIA PRJ SALES TAX REV	01/18/2022			65474VAQ4	AMORTIZED PREMIUM ON NISSAN MASTER 0.61907% 2/15/24 CURRENT YEAR AMORTIZATION	-	-	-	(40.78)	-	-
240907004	RCTC 2017 TIFIA PRJ SALES TAX REV	01/18/2022			79466LAG9	INTEREST EARNED ON SALESFORCE COM INC 0.625% 7/15/24 $1 PV ON 260000.0000 SHARES DUE 1/15/2022	-	-	826.04	-	-	-
240907004	RCTC 2017 TIFIA PRJ SALES TAX REV	01/18/2022			80285RAE8	INTEREST EARNED ON SANTANDER DRIVE 0.960% 11/15/24 $1 PV ON 113.3900 SHARES DUE 1/15/2022 $0.00080/PV ON 141,743.40 PV DUE 1/15/22	-	-	113.39	-	-	-
240907004	RCTC 2017 TIFIA PRJ SALES TAX REV	01/18/2022	01/15/2022	01/18/2022	80285RAE8	PAID DOWN PAR VALUE OF SANTANDER DRIVE 0.960% 11/15/24	(34,600.73)	-	34,600.73	(34,635.59)	(34.86)	-
240907004	RCTC 2017 TIFIA PRJ SALES TAX REV	01/18/2022			80285RAE8	AMORTIZED PREMIUM ON SANTANDER DRIVE 0.960% 11/15/24 CURRENT YEAR AMORTIZATION	-	-	-	(3.90)	-	-
240907004	RCTC 2017 TIFIA PRJ SALES TAX REV	01/18/2022			80286NAF3	INTEREST EARNED ON SANTANDER DRIVE 0.750% 2/17/26 $1 PV ON 62.5100 SHARES DUE 1/15/2022 $0.00063/PV ON 100,000.00 PV DUE 1/15/22	-	-	62.51	-	-	-
240907004	RCTC 2017 TIFIA PRJ SALES TAX REV	01/18/2022			80286NAF3	AMORTIZED PREMIUM ON SANTANDER DRIVE 0.750% 2/17/26 CURRENT YEAR AMORTIZATION	-	-	-	(2.19)	-	-
240907004	RCTC 2017 TIFIA PRJ SALES TAX REV	01/18/2022			86565C6K0	INTEREST EARNED ON SUMITOMO C D 0.13311% 3/15/22 $1 PV ON 800000.0000 SHARES DUE 1/15/2022	-	-	113.11	-	-	-
240907004	RCTC 2017 TIFIA PRJ SALES TAX REV	01/18/2022	01/15/2022	01/18/2022	98162HAC4	PAID DOWN PAR VALUE OF WORLD OMNI 1.700% 1/15/23	(5,432.51)	-	5,432.51	(5,470.40)	(37.89)	-
240907004	RCTC 2017 TIFIA PRJ SALES TAX REV	01/18/2022			98162HAC4	AMORTIZED PREMIUM ON WORLD OMNI 1.700% 1/15/23 CURRENT YEAR AMORTIZATION	-	-	-	(20.06)	-	-
240907004	RCTC 2017 TIFIA PRJ SALES TAX REV	01/18/2022			98162HAC4	INTEREST EARNED ON WORLD OMNI 1.700% 1/15/23 $1 PV ON 106.2500 SHARES DUE 1/15/2022 $0.00142/PV ON 75,000.00 PV DUE 1/15/22	-	-	106.25	-	-	-
240907004	RCTC 2017 TIFIA PRJ SALES TAX REV	01/19/2022	01/19/2022	01/19/2022	31846V203	PURCHASED UNITS OF FIRST AM GOVT OB FD CL Y	7.56	1.00	(7.56)	7.56	-	-
240907004	RCTC 2017 TIFIA PRJ SALES TAX REV	01/19/2022			64986MJ63	INTEREST EARNED ON NEW YORK ST HSG 0.08904% 11/15/36 $1 PV ON 100000.0000 SHARES DUE 1/15/2022	-	-	7.56	-	-	-
240907004	RCTC 2017 TIFIA PRJ SALES TAX REV	01/20/2022	01/20/2022	01/20/2022	31846V203	PURCHASED UNITS OF FIRST AM GOVT OB FD CL Y	3,389.47	1.00	(3,389.47)	3,389.47	-	-
240907004	RCTC 2017 TIFIA PRJ SALES TAX REV	01/20/2022	01/20/2022	01/20/2022	31846V203	SOLD UNITS OF FIRST AM GOVT OB FD CL Y	(245,108.13)	1.00	245,108.13	(245,108.13)	-	-
240907004	RCTC 2017 TIFIA PRJ SALES TAX REV	01/20/2022	01/20/2022	01/20/2022	362569AA3	PAID DOWN PAR VALUE OF GM FIN AUTO LEASE 0.35001% 11/21/22	(50,413.23)	-	50,413.23	(50,430.05)	(16.82)	-
240907004	RCTC 2017 TIFIA PRJ SALES TAX REV	01/20/2022			362569AA3	INTEREST EARNED ON GM FIN AUTO LEASE 0.35001% 11/21/22 $1 PV ON 16.2300 SHARES DUE 1/20/2022 $0.00029/PV ON 55,656.89 PV DUE 1/20/22	-	-	16.23	-	-	-
240907004	RCTC 2017 TIFIA PRJ SALES TAX REV	01/20/2022			362569AA3	AMORTIZED PREMIUM ON GM FIN AUTO LEASE 0.35001% 11/21/22 CURRENT YEAR AMORTIZATION	-	-	-	(1.16)	-	-
240907004	RCTC 2017 TIFIA PRJ SALES TAX REV	01/20/2022	01/20/2022	01/20/2022	36259PAB2	PAID DOWN PAR VALUE OF GM FIN AUTO LEASE 0.71011% 10/20/22 CMO FINAL PAYDOWN	(3,389.47)	-	3,389.47	(3,392.74)	(3.27)	-
240907004	RCTC 2017 TIFIA PRJ SALES TAX REV	01/20/2022			36259PAB2	INTEREST EARNED ON GM FIN AUTO LEASE 0.71011% 10/20/22 $1 PV ON 2.0100 SHARES DUE 1/20/2022 $0.00059/PV ON 3,389.47 PV DUE 1/20/22	-	-	2.01	-	-	-
240907004	RCTC 2017 TIFIA PRJ SALES TAX REV	01/20/2022			36259PAB2	AMORTIZED PREMIUM ON GM FIN AUTO LEASE 0.71011% 10/20/22 CURRENT YEAR AMORTIZATION	-	-	-	(0.23)	-	-
240907004	RCTC 2017 TIFIA PRJ SALES TAX REV	01/20/2022			38378JZD7	INTEREST EARNED ON G N M A GTD REMIC 1.500% 12/20/40 $1 PV ON 82.9500 SHARES DUE 1/20/2022 $0.00125/PV ON 66,362.55 PV DUE 1/20/22	-	-	82.95	-	-	-
240907004	RCTC 2017 TIFIA PRJ SALES TAX REV	01/20/2022	01/20/2022	01/20/2022	38378JZD7	PAID DOWN PAR VALUE OF G N M A GTD REMIC 1.500% 12/20/40	(3,114.69)	-	3,114.69	(3,141.08)	(26.39)	-
240907004	RCTC 2017 TIFIA PRJ SALES TAX REV	01/20/2022			38378JZD7	AMORTIZED PREMIUM ON G N M A GTD REMIC 1.500% 12/20/40 CURRENT YEAR AMORTIZATION	-	-	-	(6.87)	-	-
240907004	RCTC 2017 TIFIA PRJ SALES TAX REV	01/20/2022		01/20/2022	89236XAC0	PAID ACCRUED INTEREST ON PURCHASE OF TOYOTA AUTO 0.350% 1/15/25	-	-	(14.58)	-	-	-
240907004	RCTC 2017 TIFIA PRJ SALES TAX REV	01/20/2022	01/18/2022	01/20/2022	89236XAC0	PURCHASED PAR VALUE OF TOYOTA AUTO 0.350% 1/15/25 /BREAN CAPITAL LLC/300,000 PAR VALUE AT 99.57422 %	300,000.00	1.00	(298,722.66)	298,722.66	-	-
240907004	RCTC 2017 TIFIA PRJ SALES TAX REV	01/21/2022		01/21/2022	02582JJM3	PAID ACCRUED INTEREST ON PURCHASE OF AMERICAN EXPRESS 2.000% 4/15/25	-	-	(33.33)	-	-	-
240907004	RCTC 2017 TIFIA PRJ SALES TAX REV	01/21/2022	01/19/2022	01/21/2022	02582JJM3	PURCHASED PAR VALUE OF AMERICAN EXPRESS 2.000% 4/15/25 /STONEX FINANCIAL INC./BD RATES/100,000 PAR VALUE AT 100.91016 %	100,000.00	1.01	(100,910.16)	100,910.16	-	-
240907004	RCTC 2017 TIFIA PRJ SALES TAX REV	01/21/2022	01/21/2022	01/21/2022	31846V203	SOLD UNITS OF FIRST AM GOVT OB FD CL Y	(100,943.49)	1.00	100,943.49	(100,943.49)	-	-
240907004	RCTC 2017 TIFIA PRJ SALES TAX REV	01/24/2022				CASH RECEIPT TRANSFER FROM INCOME INCOME EARNINGS	-	-	39,226.52	-	-	-

RIVERSIDE COUNTY TRANSPORTATION COMMISSION

2017 Financing STAMP Portfolio Transaction Report by Account
Quarter ended March 31, 2022

Source Account	Account	Transaction Date	Trade Date	Settlement Date	CUSIP	Description	Units	Price	Net Cash Amount	Federal Tax Cost Amount	Short Term Gain/Loss Amount	Long Term Gain/Loss Amount
240907004	RCTC 2017 TIFIA PRJ SALES TAX REV	01/24/2022				CASH DISBURSEMENT TRANSFER TO PRINCIPAL INCOME EARNINGS	-	-	(39,226.52)	-	-	-
240907004	RCTC 2017 TIFIA PRJ SALES TAX REV	01/24/2022			06051GFB0	AMORTIZED PREMIUM ON BANK OF AMERICA MTN 4.125% 1/22/24 CURRENT YEAR AMORTIZATION	-	-	-	(951.95)	-	-
240907004	RCTC 2017 TIFIA PRJ SALES TAX REV	01/24/2022			06051GFB0	INTEREST EARNED ON BANK OF AMERICA MTN 4.125% 1/22/24 $1 PV ON 500000.0000 SHARES DUE 1/22/2022	-	-	10,312.50	-	-	-
240907004	RCTC 2017 TIFIA PRJ SALES TAX REV	01/24/2022	01/24/2022	01/24/2022	31846V203	PURCHASED UNITS OF FIRST AM GOVT OB FD CL Y	741,250.00	1.00	(741,250.00)	741,250.00	-	-
240907004	RCTC 2017 TIFIA PRJ SALES TAX REV	01/24/2022	01/19/2022	01/24/2022	345286AA6	PURCHASED PAR VALUE OF FORD CR AUTO OWN 0.23886% 2/15/23 /SIEBERT WILLIAMS SHANK & CO./300,000 PAR VALUE AT 100 %	300,000.00	1.00	(300,000.00)	300,000.00	-	-
240907004	RCTC 2017 TIFIA PRJ SALES TAX REV	01/24/2022	01/24/2022	01/24/2022	46625HJD3	MATURED PAR VALUE OF JPMORGAN CHASE CO 4.500% 1/24/22 1,000,000 PAR VALUE AT 100 %	(1,000,000.00)	1.00	1,000,000.00	(1,000,000.00)	-	-
240907004	RCTC 2017 TIFIA PRJ SALES TAX REV	01/24/2022			46625HJD3	INTEREST EARNED ON JPMORGAN CHASE CO 4.500% 1/24/22 $1 PV ON 1000000.0000 SHARES DUE 1/24/2022	-	-	22,500.00	-	-	-
240907004	RCTC 2017 TIFIA PRJ SALES TAX REV	01/24/2022			46625HJD3	AMORTIZED PREMIUM ON JPMORGAN CHASE CO 4.500% 1/24/22 CURRENT YEAR AMORTIZATION	-	-	-	(2,699.17)	-	-
240907004	RCTC 2017 TIFIA PRJ SALES TAX REV	01/24/2022			95000U2C6	INTEREST EARNED ON WELLS FARGO MTN 3.750% 1/24/24 $1 PV ON 450000.0000 SHARES DUE 1/24/2022	-	-	8,437.50	-	-	-
240907004	RCTC 2017 TIFIA PRJ SALES TAX REV	01/24/2022			95000U2C6	AMORTIZED PREMIUM ON WELLS FARGO MTN 3.750% 1/24/24 CURRENT YEAR AMORTIZATION	-	-	-	(835.61)	-	-
240907004	RCTC 2017 TIFIA PRJ SALES TAX REV	01/25/2022				CASH DISBURSEMENT TRANSFER TO PRINCIPAL INCOME EARNINGS	-	-	(317.20)	-	-	-
240907004	RCTC 2017 TIFIA PRJ SALES TAX REV	01/25/2022				CASH RECEIPT TRANSFER FROM INCOME INCOME EARNINGS	-	-	317.20	-	-	-
240907004	RCTC 2017 TIFIA PRJ SALES TAX REV	01/25/2022			3137B7YX1	INTEREST EARNED ON F H L M C MLTCL MTG 2.592% 4/25/23 $1 PV ON 535.7100 SHARES DUE 1/25/2022 $0.00216/PV ON 248,014.83 PV DUE 1/25/22	-	-	535.71	-	-	-
240907004	RCTC 2017 TIFIA PRJ SALES TAX REV	01/25/2022	01/25/2022	01/25/2022	3137B7YX1	PAID DOWN PAR VALUE OF F H L M C MLTCL MTG 2.592% 4/25/23	(15,353.02)	-	15,353.02	(15,440.67)	-	(87.65)
240907004	RCTC 2017 TIFIA PRJ SALES TAX REV	01/25/2022			3137B7YX1	AMORTIZED PREMIUM ON F H L M C MLTCL MTG 2.592% 4/25/23 CURRENT YEAR AMORTIZATION	-	-	-	(74.68)	-	-
240907004	RCTC 2017 TIFIA PRJ SALES TAX REV	01/25/2022	01/25/2022	01/25/2022	3137BC2N7	PAID DOWN PAR VALUE OF F H L M C MLTCL MTG 2.364% 2/25/23	(719.28)	-	719.28	(724.23)	(4.95)	-
240907004	RCTC 2017 TIFIA PRJ SALES TAX REV	01/25/2022			3137BC2N7	INTEREST EARNED ON F H L M C MLTCL MTG 2.364% 2/25/23 $1 PV ON 261.8600 SHARES DUE 1/25/2022 $0.00197/PV ON 132,924.95 PV DUE 1/25/22	-	-	261.86	-	-	-
240907004	RCTC 2017 TIFIA PRJ SALES TAX REV	01/25/2022			3137BC2N7	AMORTIZED PREMIUM ON F H L M C MLTCL MTG 2.364% 2/25/23 CURRENT YEAR AMORTIZATION	-	-	-	(55.39)	-	-
240907004	RCTC 2017 TIFIA PRJ SALES TAX REV	01/25/2022			3137BJQ71	INTEREST EARNED ON F H L M C MLTCL MT 2.76996% 5/25/25 $1 PV ON 692.5000 SHARES DUE 1/25/2022 $0.00231/PV ON 300,000.00 PV DUE 1/25/22	-	-	692.50	-	-	-
240907004	RCTC 2017 TIFIA PRJ SALES TAX REV	01/25/2022			3137BJQ71	AMORTIZED PREMIUM ON F H L M C MLTCL MT 2.76996% 5/25/25 CURRENT YEAR AMORTIZATION	-	-	-	(309.05)	-	-
240907004	RCTC 2017 TIFIA PRJ SALES TAX REV	01/25/2022			3137FQXG3	INTEREST EARNED ON F H L M C MLTCL MT 0.41706% 7/25/24 $1 PV ON 86.4300 SHARES DUE 1/25/2022 $0.00037/PV ON 231,274.31 PV DUE 1/25/22	-	-	86.43	-	-	-
240907004	RCTC 2017 TIFIA PRJ SALES TAX REV	01/25/2022			3137G0FJ3	INTEREST EARNED ON F H L M C MLTCL 3.20774% 5/25/25 $1 PV ON 235.7300 SHARES DUE 1/25/2022 $0.00270/PV ON 87,302.20 PV DUE 1/25/22	-	-	235.73	-	-	-
240907004	RCTC 2017 TIFIA PRJ SALES TAX REV	01/25/2022			3137G0FJ3	AMORTIZED PREMIUM ON F H L M C MLTCL 3.20774% 5/25/25 CURRENT YEAR AMORTIZATION	-	-	-	(41.97)	-	-
240907004	RCTC 2017 TIFIA PRJ SALES TAX REV	01/25/2022	01/25/2022	01/25/2022	3137G0FJ3	PAID DOWN PAR VALUE OF F H L M C MLTCL 3.20774% 5/25/25	(6,516.47)	-	6,516.47	(6,587.74)	(71.27)	-
240907004	RCTC 2017 TIFIA PRJ SALES TAX REV	01/25/2022	01/25/2022	01/25/2022	31416BTW8	PAID DOWN PAR VALUE OF F N M A #995265 5.500% 1/01/24 DECEMBER FNMA DUE 1/25/22	(7,650.58)	-	7,650.58	(7,705.40)	-	(54.82)
240907004	RCTC 2017 TIFIA PRJ SALES TAX REV	01/25/2022			31416BTW8	AMORTIZED PREMIUM ON F N M A #995265 5.500% 1/01/24 CURRENT YEAR AMORTIZATION	-	-	-	(41.53)	-	-
240907004	RCTC 2017 TIFIA PRJ SALES TAX REV	01/25/2022			31416BTW8	INTEREST EARNED ON F N M A #995265 5.500% 1/01/24 $1 PV ON 355.2800 SHARES DUE 1/25/2022 DECEMBER FNMA DUE 1/25/22	-	-	355.28	-	-	-
240907004	RCTC 2017 TIFIA PRJ SALES TAX REV	01/25/2022	01/25/2022	01/25/2022	31846V203	SOLD UNITS OF FIRST AM GOVT OB FD CL Y	(232,333.14)	1.00	232,333.14	(232,333.14)	-	-
240907004	RCTC 2017 TIFIA PRJ SALES TAX REV	01/25/2022	01/25/2022	01/25/2022	31846V203	SOLD UNITS OF FIRST AM GOVT OB FD CL Y	(515,775.06)	1.00	515,775.06	(515,775.06)	-	-
240907004	RCTC 2017 TIFIA PRJ SALES TAX REV	01/25/2022		01/25/2022	34531KAD4	PAID ACCRUED INTEREST ON PURCHASE OF FORD CREDIT AUTO 1.870% 3/15/24	-	-	(273.81)	-	-	-
240907004	RCTC 2017 TIFIA PRJ SALES TAX REV	01/25/2022	01/21/2022	01/25/2022	34531KAD4	PURCHASED PAR VALUE OF FORD CREDIT AUTO 1.870% 3/15/24 /MTGSUS6SFIC BOFA SECS NEW YORK/527,129.47 PAR VALUE AT 100.5937509 %	527,129.47	1.01	(530,259.31)	530,259.31	-	-
240907004	RCTC 2017 TIFIA PRJ SALES TAX REV	01/25/2022	01/25/2022	01/25/2022	64587BB76	PURCHASED PAR VALUE OF NEW JERSEY NAT GAS CO C P 2/07/22 /WELLS FARGO SECURITIES, LLC/250,000 PAR VALUE AT 99.992776 %	250,000.00	1.00	(249,981.94)	249,981.94	-	-
240907004	RCTC 2017 TIFIA PRJ SALES TAX REV	01/26/2022				CASH DISBURSEMENT TRANSFER TO PRINCIPAL INCOME EARNINGS	-	-	(1,576.50)	-	-	-
240907004	RCTC 2017 TIFIA PRJ SALES TAX REV	01/26/2022				CASH RECEIPT TRANSFER FROM INCOME INCOME EARNINGS	-	-	1,576.50	-	-	-
240907004	RCTC 2017 TIFIA PRJ SALES TAX REV	01/26/2022	01/19/2022	01/26/2022	14317CAA0	PURCHASED PAR VALUE OF CARMAX AUTO OWNER 0.29197% 2/15/23 /J.P. MORGAN SECURITIES LLC/300,000 PAR VALUE AT 100 %	300,000.00	1.00	(300,000.00)	300,000.00	-	-

RIVERSIDE COUNTY TRANSPORTATION COMMISSION

2017 Financing STAMP Portfolio Transaction Report by Account
Quarter ended March 31, 2022

Source Account	Account	Transaction Date	Trade Date	Settlement Date	CUSIP	Description	Units	Price	Net Cash Amount	Federal Tax Cost Amount	Short Term Gain/Loss Amount	Long Term Gain/Loss Amount
240907004	RCTC 2017 TIFIA PRJ SALES TAX REV	01/26/2022	01/26/2022	01/26/2022	31846V203	SOLD UNITS OF FIRST AM GOVT OB FD CL Y	(300,000.00)	1.00	300,000.00	(300,000.00)	-	-
240907004	RCTC 2017 TIFIA PRJ SALES TAX REV	01/31/2022				CASH RECEIPT TRANSFER FROM INCOME INCOME EARNINGS	-	-	7,875.00	-	-	-
240907004	RCTC 2017 TIFIA PRJ SALES TAX REV	01/31/2022				CASH DISBURSEMENT TRANSFER TO PRINCIPAL INCOME EARNINGS	-	-	(7,875.00)	-	-	-
240907004	RCTC 2017 TIFIA PRJ SALES TAX REV	01/31/2022	01/31/2022	01/31/2022	31846V203	PURCHASED UNITS OF FIRST AM GOVT OB FD CL Y	381.55	1.00	(381.55)	381.55	-	-
240907004	RCTC 2017 TIFIA PRJ SALES TAX REV	01/31/2022	01/31/2022	01/31/2022	31846V203	PURCHASED UNITS OF FIRST AM GOVT OB FD CL Y	39,955.67	1.00	(39,955.67)	39,955.67	-	-
240907004	RCTC 2017 TIFIA PRJ SALES TAX REV	01/31/2022	01/28/2022	01/31/2022	69350BB39	PURCHASED PAR VALUE OF PPG INDS INC DISC COML C P 2/03/22 /BNY CAPITAL MARKETS, INC./518,000 PAR VALUE AT 99.99858301 %	518,000.00	1.00	(517,992.66)	517,992.66	-	-
240907004	RCTC 2017 TIFIA PRJ SALES TAX REV	01/31/2022	01/28/2022	01/31/2022	90655KBN3	PURCHASED PAR VALUE OF UNION ELEC CO DISC COML C P 2/22/22 /BARCLAYS CAPITAL INC. FIXED IN/500,000 PAR VALUE AT 99.985334 %	500,000.00	1.00	(499,926.67)	499,926.67	-	-
240907004	RCTC 2017 TIFIA PRJ SALES TAX REV	01/31/2022			912828H86	AMORTIZED PREMIUM ON U S TREASURY NT 1.500% 1/31/22 CURRENT YEAR AMORTIZATION	-	-	-	(1,245.97)	-	-
240907004	RCTC 2017 TIFIA PRJ SALES TAX REV	01/31/2022	01/31/2022	01/31/2022	912828H86	MATURED PAR VALUE OF U S TREASURY NT 1.500% 1/31/22 1,050,000 PAR VALUE AT 100 %	(1,050,000.00)	1.00	1,050,000.00	(1,050,000.00)	-	-
240907004	RCTC 2017 TIFIA PRJ SALES TAX REV	01/31/2022			912828H86	INTEREST EARNED ON U S TREASURY NT 1.500% 1/31/22 $1 PV ON 1050000.0000 SHARES DUE 1/31/2022	-	-	7,875.00	-	-	-
240907004	RCTC 2017 TIFIA PRJ SALES TAX REV	01/31/2022			91282CCQ2	INTEREST EARNED ON U S TREASURY NT 0.00001% 7/31/23 $1 PV ON 1360000.0000 SHARES DUE 1/31/2022	-	-	381.55	-	-	-
240907004	RCTC 2017 TIFIA PRJ SALES TAX REV	01/31/2022			91282CCQ2	AMORTIZED PREMIUM ON U S TREASURY NT 0.00001% 7/31/23 CURRENT YEAR AMORTIZATION	-	-	-	(22.33)	-	-
240907004	RCTC 2017 TIFIA PRJ SALES TAX REV	02/01/2022				CASH DISBURSEMENT TRANSFER TO PRINCIPAL INCOME EARNINGS	-	-	(381.55)	-	-	-
240907004	RCTC 2017 TIFIA PRJ SALES TAX REV	02/01/2022				CASH RECEIPT TRANSFER FROM INCOME INCOME EARNINGS	-	-	381.55	-	-	-
240907004	RCTC 2017 TIFIA PRJ SALES TAX REV	02/01/2022			31846V203	INTEREST EARNED ON FIRST AM GOVT OB FD CL Y UNIT ON 0.0000 SHARES DUE 1/31/2022 INTEREST FROM 1/1/22 TO 1/31/22	-	-	2.34	-	-	-
240907004	RCTC 2017 TIFIA PRJ SALES TAX REV	02/02/2022				CASH DISBURSEMENT TRANSFER TO PRINCIPAL INCOME EARNINGS	-	-	(2.34)	-	-	-
240907004	RCTC 2017 TIFIA PRJ SALES TAX REV	02/02/2022				CASH RECEIPT TRANSFER FROM INCOME INCOME EARNINGS	-	-	2.34	-	-	-
240907004	RCTC 2017 TIFIA PRJ SALES TAX REV	02/02/2022			22550UAB7	INTEREST EARNED ON CREDIT SUISSE AG 0.5486% 2/02/24 $1 PV ON 410000.0000 SHARES DUE 2/2/2022	-	-	460.47	-	-	-
240907004	RCTC 2017 TIFIA PRJ SALES TAX REV	02/02/2022	02/02/2022	02/02/2022	31846V203	PURCHASED UNITS OF FIRST AM GOVT OB FD CL Y	460.47	1.00	(460.47)	460.47	-	-
240907004	RCTC 2017 TIFIA PRJ SALES TAX REV	02/02/2022	02/02/2022	02/02/2022	31846V203	PURCHASED UNITS OF FIRST AM GOVT OB FD CL Y	2.34	1.00	(2.34)	2.34	-	-
240907004	RCTC 2017 TIFIA PRJ SALES TAX REV	02/03/2022				CASH RECEIPT TRANSFER FROM INCOME INCOME EARNINGS	-	-	1,117.35	-	-	-
240907004	RCTC 2017 TIFIA PRJ SALES TAX REV	02/03/2022				CASH DISBURSEMENT TRANSFER TO PRINCIPAL INCOME EARNINGS	-	-	(1,117.35)	-	-	-
240907004	RCTC 2017 TIFIA PRJ SALES TAX REV	02/03/2022	02/03/2022	02/03/2022	31846V203	PURCHASED UNITS OF FIRST AM GOVT OB FD CL Y	2,578,545.37	1.00	(2,578,545.37)	2,578,545.37	-	-
240907004	RCTC 2017 TIFIA PRJ SALES TAX REV	02/03/2022		02/03/2022	56052FJB2	RECEIVED ACCRUED INTEREST ON SALE OF MAINE ST 0.07766% 11/15/50	-	-	81.23	-	-	-
240907004	RCTC 2017 TIFIA PRJ SALES TAX REV	02/03/2022	01/28/2022	02/03/2022	56052FJB2	SOLD PAR VALUE OF MAINE ST 0.07766% 11/15/50 /TORONTO DOMINION SECURITIES (U/440,000 PAR VALUE AT 100 %	(440,000.00)	1.00	440,000.00	(440,000.00)	-	-
240907004	RCTC 2017 TIFIA PRJ SALES TAX REV	02/03/2022	01/28/2022	02/03/2022	57419P7F0	SOLD PAR VALUE OF MARYLAND ST CMNTY 0.0975% 9/01/33 /TORONTO DOMINION SECURITIES (U/995,000 PAR VALUE AT 100 %	(995,000.00)	1.00	995,000.00	(995,000.00)	-	-
240907004	RCTC 2017 TIFIA PRJ SALES TAX REV	02/03/2022		02/03/2022	57419P7F0	RECEIVED ACCRUED INTEREST ON SALE OF MARYLAND ST CMNTY 0.0975% 9/01/33	-	-	326.31	-	-	-
240907004	RCTC 2017 TIFIA PRJ SALES TAX REV	02/03/2022			65339KBX7	INTEREST EARNED ON NEXTERA ENERGY CAP 0.44946% 11/03/23 $1 PV ON 120000.0000 SHARES DUE 2/3/2022	-	-	137.83	-	-	-
240907004	RCTC 2017 TIFIA PRJ SALES TAX REV	02/03/2022	02/03/2022	02/03/2022	69350BB39	MATURED PAR VALUE OF PPG INDS INC DISC COML C P 2/03/22 518,000 PAR VALUE AT 100 %	(518,000.00)	1.00	517,992.66	(517,992.66)	-	-
240907004	RCTC 2017 TIFIA PRJ SALES TAX REV	02/03/2022			69350BB39	INTEREST EARNED ON PPG INDS INC DISC COML C P 2/03/22 $1 PV ON 518000.0000 SHARES DUE 2/3/2022 518,000 PAR VALUE AT 100 %	-	-	7.34	-	-	-
240907004	RCTC 2017 TIFIA PRJ SALES TAX REV	02/03/2022	02/03/2022	02/03/2022	93884FB35	MATURED PAR VALUE OF WASHINGTON GAS C P 2/03/22 625,000 PAR VALUE AT 100 %	(625,000.00)	1.00	624,895.83	(624,895.83)	-	-
240907004	RCTC 2017 TIFIA PRJ SALES TAX REV	02/03/2022			93884FB35	INTEREST EARNED ON WASHINGTON GAS C P 2/03/22 $1 PV ON 625000.0000 SHARES DUE 2/3/2022 625,000 PAR VALUE AT 100 %	-	-	104.17	-	-	-
240907004	RCTC 2017 TIFIA PRJ SALES TAX REV	02/04/2022				CASH RECEIPT TRANSFER FROM INCOME INCOME EARNINGS	-	-	208.34	-	-	-
240907004	RCTC 2017 TIFIA PRJ SALES TAX REV	02/04/2022				CASH DISBURSEMENT TRANSFER TO PRINCIPAL INCOME EARNINGS	-	-	(208.34)	-	-	-
240907004	RCTC 2017 TIFIA PRJ SALES TAX REV	02/04/2022	01/28/2022	02/04/2022	196479G29	SOLD PAR VALUE OF COLORADO ST HSG FI 0.07301% 4/01/40 /BARCUS3B BARCLAYS CAP WHIPPANY/500,000 PAR VALUE AT 100 %	(500,000.00)	1.00	500,000.00	(500,000.00)	-	-
240907004	RCTC 2017 TIFIA PRJ SALES TAX REV	02/04/2022		02/04/2022	196479G29	RECEIVED ACCRUED INTEREST ON SALE OF COLORADO ST HSG FI 0.07301% 4/01/40	-	-	117.53	-	-	-

RIVERSIDE COUNTY TRANSPORTATION COMMISSION

2017 Financing STAMP Portfolio Transaction Report by Account
Quarter ended March 31, 2022

Source Account	Account	Transaction Date	Trade Date	Settlement Date	CUSIP	Description	Units	Price	Net Cash Amount	Federal Tax Cost Amount	Short Term Gain/Loss Amount	Long Term Gain/Loss Amount
240907004	RCTC 2017 TIFIA PRJ SALES TAX REV	02/04/2022	02/04/2022	02/04/2022	31846V203	PURCHASED UNITS OF FIRST AM GOVT OB FD CL Y	1,265,208.34	1.00	(1,265,208.34)	1,265,208.34	-	-
240907004	RCTC 2017 TIFIA PRJ SALES TAX REV	02/04/2022		02/04/2022	64986MJ63	RECEIVED ACCRUED INTEREST ON SALE OF NEW YORK ST HSG 0.08904% 11/15/36	-	-	3.95	-	-	-
240907004	RCTC 2017 TIFIA PRJ SALES TAX REV	02/04/2022	01/28/2022	02/04/2022	64986MJ63	SOLD PAR VALUE OF NEW YORK ST HSG 0.08904% 11/15/36 /JPMSUS3X JP MORGAN SEC NY/100,000 PAR VALUE AT 100 %	(100,000.00)	1.00	100,000.00	(100,000.00)	-	-
240907004	RCTC 2017 TIFIA PRJ SALES TAX REV	02/04/2022		02/04/2022	658886DZ6	RECEIVED ACCRUED INTEREST ON SALE OF NORTH DAKOTA ST HS 0.07201% 7/01/38	-	-	32.52	-	-	-
240907004	RCTC 2017 TIFIA PRJ SALES TAX REV	02/04/2022	01/28/2022	02/04/2022	658886DZ6	SOLD PAR VALUE OF NORTH DAKOTA ST HS 0.07201% 7/01/38 /RBC CAPITAL MARKETS, LLC/430,000 PAR VALUE AT 100 %	(430,000.00)	1.00	430,000.00	(430,000.00)	-	-
240907004	RCTC 2017 TIFIA PRJ SALES TAX REV	02/04/2022		02/04/2022	976904MZ2	RECEIVED ACCRUED INTEREST ON SALE OF WISCONSIN HSG 0.080% 5/01/30	-	-	54.34	-	-	-
240907004	RCTC 2017 TIFIA PRJ SALES TAX REV	02/04/2022	01/28/2022	02/04/2022	976904MZ2	SOLD PAR VALUE OF WISCONSIN HSG 0.080% 5/01/30 /JPMSUS3X JP MORGAN SEC NY/235,000 PAR VALUE AT 100 %	(235,000.00)	1.00	235,000.00	(235,000.00)	-	-
240907004	RCTC 2017 TIFIA PRJ SALES TAX REV	02/07/2022				CASH DISBURSEMENT TRANSFER TO PRINCIPAL INCOME EARNINGS	-	-	(18.06)	-	-	-
240907004	RCTC 2017 TIFIA PRJ SALES TAX REV	02/07/2022				CASH RECEIPT TRANSFER FROM INCOME INCOME EARNINGS	-	-	18.06	-	-	-
240907004	RCTC 2017 TIFIA PRJ SALES TAX REV	02/07/2022			05966DB43	INTEREST EARNED ON BANCO SANTANDER C D 0.220% 2/07/22 $1 PV ON 750000.0000 SHARES DUE 2/7/2022 ACCRUED INTEREST ON 2/7/2022 MATURITY	-	-	1,251.25	-	-	-
240907004	RCTC 2017 TIFIA PRJ SALES TAX REV	02/07/2022	02/07/2022	02/07/2022	05966DB43	MATURED PAR VALUE OF BANCO SANTANDER C D 0.220% 2/07/22 750,000 PAR VALUE AT 100 %	(750,000.00)	1.00	750,000.00	(750,000.00)	-	-
240907004	RCTC 2017 TIFIA PRJ SALES TAX REV	02/07/2022			05966DB43	AMORTIZED PREMIUM ON BANCO SANTANDER C D 0.220% 2/07/22 CURRENT YEAR AMORTIZATION	-	-	-	(38.35)	-	-
240907004	RCTC 2017 TIFIA PRJ SALES TAX REV	02/07/2022	02/07/2022	02/07/2022	31846V203	PURCHASED UNITS OF FIRST AM GOVT OB FD CL Y	1,251.25	1.00	(1,251.25)	1,251.25	-	-
240907004	RCTC 2017 TIFIA PRJ SALES TAX REV	02/07/2022	02/07/2022	02/07/2022	31846V203	PURCHASED UNITS OF FIRST AM GOVT OB FD CL Y	1,000,000.00	1.00	(1,000,000.00)	1,000,000.00	-	-
240907004	RCTC 2017 TIFIA PRJ SALES TAX REV	02/07/2022	02/07/2022	02/07/2022	64587BB76	MATURED PAR VALUE OF NEW JERSEY NAT GAS CO C P 2/07/22 250,000 PAR VALUE AT 100 %	(250,000.00)	1.00	249,981.94	(249,981.94)	-	-
240907004	RCTC 2017 TIFIA PRJ SALES TAX REV	02/07/2022			64587BB76	INTEREST EARNED ON NEW JERSEY NAT GAS CO C P 2/07/22 $1 PV ON 250000.0000 SHARES DUE 2/7/2022 250,000 PAR VALUE AT 100 %	-	-	18.06	-	-	-
240907004	RCTC 2017 TIFIA PRJ SALES TAX REV	02/08/2022				CASH RECEIPT TRANSFER FROM INCOME INCOME EARNINGS	-	-	1,793.75	-	-	-
240907004	RCTC 2017 TIFIA PRJ SALES TAX REV	02/08/2022				CASH DISBURSEMENT TRANSFER TO PRINCIPAL INCOME EARNINGS	-	-	(1,793.75)	-	-	-
240907004	RCTC 2017 TIFIA PRJ SALES TAX REV	02/08/2022			14687AAM0	INTEREST EARNED ON CARVANA AUTO REC 0.280% 11/08/23 $1 PV ON 19.9800 SHARES DUE 2/8/2022 $0.00023/PV ON 85,650.54 PV DUE 2/ 8/22	-	-	19.98	-	-	-
240907004	RCTC 2017 TIFIA PRJ SALES TAX REV	02/08/2022	02/08/2022	02/08/2022	14687AAM0	PAID DOWN PAR VALUE OF CARVANA AUTO REC 0.280% 11/08/23	(44,272.86)	-	44,272.86	(44,271.74)	(0.55)	1.67
240907004	RCTC 2017 TIFIA PRJ SALES TAX REV	02/08/2022			14687AAM0	AMORTIZED PREMIUM ON CARVANA AUTO REC 0.280% 11/08/23 CURRENT YEAR AMORTIZATION	-	-	-	(0.10)	-	-
240907004	RCTC 2017 TIFIA PRJ SALES TAX REV	02/08/2022	02/08/2022	02/08/2022	31846V203	PURCHASED UNITS OF FIRST AM GOVT OB FD CL Y	542.50	1.00	(542.50)	542.50	-	-
240907004	RCTC 2017 TIFIA PRJ SALES TAX REV	02/08/2022	02/08/2022	02/08/2022	31846V203	PURCHASED UNITS OF FIRST AM GOVT OB FD CL Y	44,292.84	1.00	(44,292.84)	44,292.84	-	-
240907004	RCTC 2017 TIFIA PRJ SALES TAX REV	02/08/2022			63743HEU2	INTEREST EARNED ON NATIONAL RURAL MTN 0.350% 2/08/24 $1 PV ON 310000.0000 SHARES DUE 2/8/2022	-	-	542.50	-	-	-
240907004	RCTC 2017 TIFIA PRJ SALES TAX REV	02/09/2022				CASH DISBURSEMENT TRANSFER TO PRINCIPAL INCOME EARNINGS	-	-	(19.98)	-	-	-
240907004	RCTC 2017 TIFIA PRJ SALES TAX REV	02/09/2022				CASH RECEIPT TRANSFER FROM INCOME INCOME EARNINGS	-	-	19.98	-	-	-
240907004	RCTC 2017 TIFIA PRJ SALES TAX REV	02/09/2022			14040HBM6	INTEREST EARNED ON CAPITAL ONE 1.066% 3/09/22 $1 PV ON 450000.0000 SHARES DUE 2/9/2022 ACCRUED INTEREST ON 2/9/2022 FULL CALL	-	-	889.89	-	-	-
240907004	RCTC 2017 TIFIA PRJ SALES TAX REV	02/09/2022	02/09/2022	02/09/2022	14040HBM6	SOLD PAR VALUE OF CAPITAL ONE 1.066% 3/09/22 /CALLS/2/9/2022 FULL CALL @ PAR	(450,000.00)	1.00	450,000.00	(450,218.99)	(218.99)	-
240907004	RCTC 2017 TIFIA PRJ SALES TAX REV	02/09/2022			14040HBM6	AMORTIZED PREMIUM ON CAPITAL ONE 1.066% 3/09/22 CURRENT YEAR AMORTIZATION	-	-	-	(485.22)	-	-
240907004	RCTC 2017 TIFIA PRJ SALES TAX REV	02/09/2022	02/09/2022	02/09/2022	31846V203	PURCHASED UNITS OF FIRST AM GOVT OB FD CL Y	450,889.89	1.00	(450,889.89)	450,889.89	-	-
240907004	RCTC 2017 TIFIA PRJ SALES TAX REV	02/10/2022				CASH RECEIPT TRANSFER FROM INCOME INCOME EARNINGS	-	-	1,221.39	-	-	-
240907004	RCTC 2017 TIFIA PRJ SALES TAX REV	02/10/2022				CASH DISBURSEMENT TRANSFER TO PRINCIPAL INCOME EARNINGS	-	-	(1,221.39)	-	-	-
240907004	RCTC 2017 TIFIA PRJ SALES TAX REV	02/10/2022	02/10/2022	02/10/2022	14687BAF3	PAID DOWN PAR VALUE OF CARVANA AUTO RECB 0.280% 3/10/24	(33,266.99)	-	33,266.99	(33,272.23)	(5.24)	-
240907004	RCTC 2017 TIFIA PRJ SALES TAX REV	02/10/2022			14687BAF3	INTEREST EARNED ON CARVANA AUTO RECB 0.280% 3/10/24 $1 PV ON 36.3700 SHARES DUE 2/10/2022 $0.00023/PV ON 155,851.73 PV DUE 2/10/22	-	-	36.37	-	-	-
240907004	RCTC 2017 TIFIA PRJ SALES TAX REV	02/10/2022			14687BAF3	AMORTIZED PREMIUM ON CARVANA AUTO RECB 0.280% 3/10/24 CURRENT YEAR AMORTIZATION	-	-	-	(1.99)	-	-
240907004	RCTC 2017 TIFIA PRJ SALES TAX REV	02/10/2022	02/09/2022	02/10/2022	23337UBQ1	PURCHASED PAR VALUE OF DTE GAS CO DISC COML C P 2/24/22 /BARCUS3B BARCLAYS CAP WHIPPANY/750,000 PAR VALUE AT 99.99222267 %	750,000.00	1.00	(749,941.67)	749,941.67	-	-
240907004	RCTC 2017 TIFIA PRJ SALES TAX REV	02/10/2022	02/10/2022	02/10/2022	31846V203	SOLD UNITS OF FIRST AM GOVT OB FD CL Y	(2,609,386.92)	1.00	2,609,386.92	(2,609,386.92)	-	-

RIVERSIDE COUNTY TRANSPORTATION COMMISSION

2017 Financing STAMP Portfolio Transaction Report by Account
Quarter ended March 31, 2022

Source Account	Account	Transaction Date	Trade Date	Settlement Date	CUSIP	Description	Units	Price	Net Cash Amount	Federal Tax Cost Amount	Short Term Gain/Loss Amount	Long Term Gain/Loss Amount
240907004	RCTC 2017 TIFIA PRJ SALES TAX REV	02/10/2022	02/10/2022	02/10/2022	31846V203	SOLD UNITS OF FIRST AM GOVT OB FD CL Y	(1,466,614.49)	1.00	1,466,614.49	(1,466,614.49)	-	-
240907004	RCTC 2017 TIFIA PRJ SALES TAX REV	02/10/2022			59261AM79	INTEREST EARNED ON METROPOLITAN NY 0.777% 11/15/22 $1 PV ON 255000.0000 SHARES DUE 2/10/2022 ACCRUED INTEREST ON 2/10/2022 FULL CALL	-	-	335.73	-	-	-
240907004	RCTC 2017 TIFIA PRJ SALES TAX REV	02/10/2022	02/10/2022	02/10/2022	59261AM79	BOND CALLED PAR VALUE OF METROPOLITAN NY 0.777% 11/15/22 /CALLS/2/10/2022 FULL CALL @ PAR	(255,000.00)	1.00	255,000.00	(255,000.00)	-	-
240907004	RCTC 2017 TIFIA PRJ SALES TAX REV	02/10/2022	02/09/2022	02/10/2022	60678NBU7	PURCHASED PAR VALUE OF MITSUBISHI HC CAP AMER C P 2/28/22 /GOLDUS33 GOLDMAN SACHS NY/750,000 PAR VALUE AT 99.9865 %	750,000.00	1.00	(749,898.75)	749,898.75	-	-
240907004	RCTC 2017 TIFIA PRJ SALES TAX REV	02/10/2022	02/09/2022	02/10/2022	69350BBR6	PURCHASED PAR VALUE OF PPG INDS INC DISC COML C P 2/25/22 /BNY CAPITAL MARKETS, INC./615,000 PAR VALUE AT 99.99083252 %	615,000.00	1.00	(614,943.62)	614,943.62	-	-
240907004	RCTC 2017 TIFIA PRJ SALES TAX REV	02/10/2022	02/10/2022	02/10/2022	71112KBJ9	PURCHASED PAR VALUE OF PEOPLES GAS LT COKE CO C P 2/18/22 /BOFA SECURITIES, INC./FXD INC/750,000 PAR VALUE AT 99.99711067 %	750,000.00	1.00	(749,978.33)	749,978.33	-	-
240907004	RCTC 2017 TIFIA PRJ SALES TAX REV	02/10/2022	02/09/2022	02/10/2022	78355BBR2	PURCHASED PAR VALUE OF RYDER SYS INC DISC COML C P 2/25/22 /RCMCUS31 UNITED STATES/750,000 PAR VALUE AT 99.99125067 %	750,000.00	1.00	(749,934.38)	749,934.38	-	-
240907004	RCTC 2017 TIFIA PRJ SALES TAX REV	02/10/2022	02/10/2022	02/10/2022	93884FBR2	PURCHASED PAR VALUE OF WASHINGTON GAS C P 2/25/22 /WELLS FARGO SECURITIES, LLC/750,000 PAR VALUE AT 99.9925 %	750,000.00	1.00	(749,943.75)	749,943.75	-	-
240907004	RCTC 2017 TIFIA PRJ SALES TAX REV	02/11/2022				CASH DISBURSEMENT TRANSFER TO PRINCIPAL INCOME EARNINGS	-	-	(40.60)	-	-	-
240907004	RCTC 2017 TIFIA PRJ SALES TAX REV	02/11/2022				CASH RECEIPT TRANSFER FROM INCOME INCOME EARNINGS	-	-	40.60	-	-	-
240907004	RCTC 2017 TIFIA PRJ SALES TAX REV	02/11/2022	02/11/2022	02/11/2022	31846V203	SOLD UNITS OF FIRST AM GOVT OB FD CL Y	(749,975.00)	1.00	749,975.00	(749,975.00)	-	-
240907004	RCTC 2017 TIFIA PRJ SALES TAX REV	02/11/2022	02/11/2022	02/11/2022	64587BBH4	PURCHASED PAR VALUE OF NEW JERSEY NAT GAS CO C P 2/17/22 /WELLS FARGO SECURITIES, LLC/750,000 PAR VALUE AT 99.99666667 %	750,000.00	1.00	(749,975.00)	749,975.00	-	-
240907004	RCTC 2017 TIFIA PRJ SALES TAX REV	02/14/2022				CASH RECEIPT TRANSFER FROM INCOME INCOME EARNINGS	-	-	55.56	-	-	-
240907004	RCTC 2017 TIFIA PRJ SALES TAX REV	02/14/2022				CASH DISBURSEMENT TRANSFER TO PRINCIPAL INCOME EARNINGS	-	-	(55.56)	-	-	-
240907004	RCTC 2017 TIFIA PRJ SALES TAX REV	02/14/2022	02/14/2022	02/14/2022	31846V203	SOLD UNITS OF FIRST AM GOVT OB FD CL Y	(749,964.38)	1.00	749,964.38	(749,964.38)	-	-
240907004	RCTC 2017 TIFIA PRJ SALES TAX REV	02/14/2022	02/14/2022	02/14/2022	31846V203	PURCHASED UNITS OF FIRST AM GOVT OB FD CL Y	200,000.00	1.00	(200,000.00)	200,000.00	-	-
240907004	RCTC 2017 TIFIA PRJ SALES TAX REV	02/14/2022	02/14/2022	02/14/2022	69350BBE5	MATURED PAR VALUE OF PPG INDUSTRIES C P 2/14/22 200,000 PAR VALUE AT 100 %	(200,000.00)	1.00	199,944.44	(199,944.44)	-	-
240907004	RCTC 2017 TIFIA PRJ SALES TAX REV	02/14/2022			69350BBE5	INTEREST EARNED ON PPG INDUSTRIES C P 2/14/22 $1 PV ON 200000.0000 SHARES DUE 2/14/2022 200,000 PAR VALUE AT 100 %	-	-	55.56	-	-	-
240907004	RCTC 2017 TIFIA PRJ SALES TAX REV	02/14/2022	02/14/2022	02/14/2022	97670SBP7	PURCHASED PAR VALUE OF WISCONSIN GAS CO DISC C P 2/23/22 /J.P. MORGAN SECURITIES LLC/750,000 PAR VALUE AT 99.99525067 %	750,000.00	1.00	(749,964.38)	749,964.38	-	-
240907004	RCTC 2017 TIFIA PRJ SALES TAX REV	02/15/2022				CASH RECEIPT TRANSFER FROM INCOME INCOME EARNINGS	-	-	4,779.33	-	-	-
240907004	RCTC 2017 TIFIA PRJ SALES TAX REV	02/15/2022				CASH DISBURSEMENT TRANSFER TO PRINCIPAL INCOME EARNINGS	-	-	(4,779.33)	-	-	-
240907004	RCTC 2017 TIFIA PRJ SALES TAX REV	02/15/2022			02582JHS2	INTEREST EARNED ON AMERICAN EXPRESS 0.47706% 10/15/25 $1 PV ON 49.3800 SHARES DUE 2/15/2022 $0.00033/PV ON 150,000.00 PV DUE 2/15/22	-	-	49.38	-	-	-
240907004	RCTC 2017 TIFIA PRJ SALES TAX REV	02/15/2022			02582JHS2	AMORTIZED PREMIUM ON AMERICAN EXPRESS 0.47706% 10/15/25 CURRENT YEAR AMORTIZATION	-	-	-	(80.21)	-	-
240907004	RCTC 2017 TIFIA PRJ SALES TAX REV	02/15/2022			02582JJM3	INTEREST EARNED ON AMERICAN EXPRESS 2.000% 4/15/25 $1 PV ON 166.6700 SHARES DUE 2/15/2022 $0.00167/PV ON 100,000.00 PV DUE 2/15/22	-	-	166.67	-	-	-
240907004	RCTC 2017 TIFIA PRJ SALES TAX REV	02/15/2022			02582JJM3	AMORTIZED PREMIUM ON AMERICAN EXPRESS 2.000% 4/15/25 CURRENT YEAR AMORTIZATION	-	-	-	(25.68)	-	-
240907004	RCTC 2017 TIFIA PRJ SALES TAX REV	02/15/2022			02588QAB4	INTEREST EARNED ON AMERICAN EXPRESS 2.870% 10/15/24 $1 PV ON 585.9600 SHARES DUE 2/15/2022 $0.00239/PV ON 245,000.00 PV DUE 2/15/22	-	-	585.96	-	-	-
240907004	RCTC 2017 TIFIA PRJ SALES TAX REV	02/15/2022			02588QAB4	AMORTIZED PREMIUM ON AMERICAN EXPRESS 2.870% 10/15/24 CURRENT YEAR AMORTIZATION	-	-	-	(38.54)	-	-
240907004	RCTC 2017 TIFIA PRJ SALES TAX REV	02/15/2022			12597PAC2	AMORTIZED PREMIUM ON CNH EQUIPMENT TRUST 1.160% 6/16/25 CURRENT YEAR AMORTIZATION	-	-	-	(35.23)	-	-
240907004	RCTC 2017 TIFIA PRJ SALES TAX REV	02/15/2022	02/15/2022	02/15/2022	12597PAC2	PAID DOWN PAR VALUE OF CNH EQUIPMENT TRUST 1.160% 6/16/25	(10,121.50)	-	10,121.50	(10,189.94)	(68.44)	-
240907004	RCTC 2017 TIFIA PRJ SALES TAX REV	02/15/2022			12597PAC2	INTEREST EARNED ON CNH EQUIPMENT TRUST 1.160% 6/16/25 $1 PV ON 79.2900 SHARES DUE 2/15/2022 $0.00097/PV ON 82,024.53 PV DUE 2/15/22	-	-	79.29	-	-	-
240907004	RCTC 2017 TIFIA PRJ SALES TAX REV	02/15/2022			12598AAB6	INTEREST EARNED ON CNH EQUIPMENT 0.230% 3/15/24 $1 PV ON 28.4700 SHARES DUE 2/15/2022 $0.00019/PV ON 148,538.64 PV DUE 2/15/22	-	-	28.47	-	-	-
240907004	RCTC 2017 TIFIA PRJ SALES TAX REV	02/15/2022	02/15/2022	02/15/2022	12598AAB6	PAID DOWN PAR VALUE OF CNH EQUIPMENT 0.230% 3/15/24	(10,632.52)	-	10,632.52	(10,631.69)	0.83	-

RIVERSIDE COUNTY TRANSPORTATION COMMISSION

2017 Financing STAMP Portfolio Transaction Report by Account
Quarter ended March 31, 2022

Source Account	Account	Transaction Date	Trade Date	Settlement Date	CUSIP	Description	Units	Price	Net Cash Amount	Federal Tax Cost Amount	Short Term Gain/Loss Amount	Long Term Gain/Loss Amount
240907004	RCTC 2017 TIFIA PRJ SALES TAX REV	02/15/2022			14042WAC4	INTEREST EARNED ON CAPITAL ONE PRIME 2.510% 11/15/23 $1 PV ON 235.9900 SHARES DUE 2/15/2022 $0.00209/PV ON 112,823.16 PV DUE 2/15/22	-	-	235.99	-	-	-
240907004	RCTC 2017 TIFIA PRJ SALES TAX REV	02/15/2022	02/15/2022	02/15/2022	14042WAC4	PAID DOWN PAR VALUE OF CAPITAL ONE PRIME 2.510% 11/15/23	(16,996.20)	-	16,996.20	(17,095.99)	(99.79)	-
240907004	RCTC 2017 TIFIA PRJ SALES TAX REV	02/15/2022			14042WAC4	AMORTIZED PREMIUM ON CAPITAL ONE PRIME 2.510% 11/15/23 CURRENT YEAR AMORTIZATION	-	-	-	(63.77)	-	-
240907004	RCTC 2017 TIFIA PRJ SALES TAX REV	02/15/2022			14313FAD1	AMORTIZED PREMIUM ON CARMAX AUTO OWNER 3.130% 6/15/23 CURRENT YEAR AMORTIZATION	-	-	-	(54.60)	-	-
240907004	RCTC 2017 TIFIA PRJ SALES TAX REV	02/15/2022	02/15/2022	02/15/2022	14313FAD1	PAID DOWN PAR VALUE OF CARMAX AUTO OWNER 3.130% 6/15/23	(68,062.77)	-	68,062.77	(68,330.94)	(268.17)	-
240907004	RCTC 2017 TIFIA PRJ SALES TAX REV	02/15/2022			14313FAD1	INTEREST EARNED ON CARMAX AUTO OWNER 3.130% 6/15/23 $1 PV ON 286.8600 SHARES DUE 2/15/2022 $0.00261/PV ON 109,979.88 PV DUE 2/15/22	-	-	286.86	-	-	-
240907004	RCTC 2017 TIFIA PRJ SALES TAX REV	02/15/2022			14315FAF4	INTEREST EARNED ON CARMAX AUTO OWNER 1.090% 3/16/26 $1 PV ON 109.0000 SHARES DUE 2/15/2022 $0.00091/PV ON 120,000.00 PV DUE 2/15/22	-	-	109.00	-	-	-
240907004	RCTC 2017 TIFIA PRJ SALES TAX REV	02/15/2022			14315FAF4	AMORTIZED PREMIUM ON CARMAX AUTO OWNER 1.090% 3/16/26 CURRENT YEAR AMORTIZATION	-	-	-	(5.46)	-	-
240907004	RCTC 2017 TIFIA PRJ SALES TAX REV	02/15/2022			14315PAD7	AMORTIZED PREMIUM ON CARMAX AUTO OWNER 2.180% 8/15/24 CURRENT YEAR AMORTIZATION	-	-	-	(152.43)	-	-
240907004	RCTC 2017 TIFIA PRJ SALES TAX REV	02/15/2022	02/15/2022	02/15/2022	14315PAD7	PAID DOWN PAR VALUE OF CARMAX AUTO OWNER 2.180% 8/15/24	(18,493.46)	-	18,493.46	(18,668.95)	(175.49)	-
240907004	RCTC 2017 TIFIA PRJ SALES TAX REV	02/15/2022			14315PAD7	INTEREST EARNED ON CARMAX AUTO OWNER 2.180% 8/15/24 $1 PV ON 431.1400 SHARES DUE 2/15/2022 $0.00182/PV ON 237,324.84 PV DUE 2/15/22	-	-	431.14	-	-	-
240907004	RCTC 2017 TIFIA PRJ SALES TAX REV	02/15/2022			14315XAC2	INTEREST EARNED ON CARMAX AUTO OWNER 1.890% 12/16/24 $1 PV ON 108.1000 SHARES DUE 2/15/2022 $0.00158/PV ON 68,632.38 PV DUE 2/15/22	-	-	108.10	-	-	-
240907004	RCTC 2017 TIFIA PRJ SALES TAX REV	02/15/2022	02/15/2022	02/15/2022	14315XAC2	PAID DOWN PAR VALUE OF CARMAX AUTO OWNER 1.890% 12/16/24	(4,433.62)	-	4,433.62	(4,481.29)	(47.67)	-
240907004	RCTC 2017 TIFIA PRJ SALES TAX REV	02/15/2022			14315XAC2	AMORTIZED PREMIUM ON CARMAX AUTO OWNER 1.890% 12/16/24 CURRENT YEAR AMORTIZATION	-	-	-	(44.16)	-	-
240907004	RCTC 2017 TIFIA PRJ SALES TAX REV	02/15/2022			14316LAC7	INTEREST EARNED ON CARMAX AUTO OWNER 2.680% 3/15/24 $1 PV ON 827.8400 SHARES DUE 2/15/2022 $0.00223/PV ON 370,674.79 PV DUE 2/15/22	-	-	827.84	-	-	-
240907004	RCTC 2017 TIFIA PRJ SALES TAX REV	02/15/2022	02/15/2022	02/15/2022	14316LAC7	PAID DOWN PAR VALUE OF CARMAX AUTO OWNER 2.680% 3/15/24	(40,592.18)	-	40,592.18	(40,940.09)	(347.91)	-
240907004	RCTC 2017 TIFIA PRJ SALES TAX REV	02/15/2022			14316LAC7	AMORTIZED PREMIUM ON CARMAX AUTO OWNER 2.680% 3/15/24 CURRENT YEAR AMORTIZATION	-	-	-	(257.15)	-	-
240907004	RCTC 2017 TIFIA PRJ SALES TAX REV	02/15/2022	02/15/2022	02/15/2022	14316NAB5	PAID DOWN PAR VALUE OF CARMAX AUTO OWNER 0.220% 2/15/24	(11,488.59)	-	11,488.59	(11,488.59)	-	-
240907004	RCTC 2017 TIFIA PRJ SALES TAX REV	02/15/2022			14316NAB5	INTEREST EARNED ON CARMAX AUTO OWNER 0.220% 2/15/24 $1 PV ON 11.8900 SHARES DUE 2/15/2022 $0.00018/PV ON 64,866.96 PV DUE 2/15/22	-	-	11.89	-	-	-
240907004	RCTC 2017 TIFIA PRJ SALES TAX REV	02/15/2022	02/15/2022	02/15/2022	14317CAA0	PAID DOWN PAR VALUE OF CARMAX AUTO OWNER 0.29197% 2/15/23	(55,932.01)	-	55,932.01	(55,932.01)	-	-
240907004	RCTC 2017 TIFIA PRJ SALES TAX REV	02/15/2022			14317CAA0	INTEREST EARNED ON CARMAX AUTO OWNER 0.29197% 2/15/23 $1 PV ON 52.1400 SHARES DUE 2/15/2022 $0.00017/PV ON 300,000.00 PV DUE 2/15/22	-	-	52.14	-	-	-
240907004	RCTC 2017 TIFIA PRJ SALES TAX REV	02/15/2022			21684LC59	INTEREST EARNED ON COOPERATIEVE C D 0.14194% 6/15/22 $1 PV ON 375000.0000 SHARES DUE 2/15/2022	-	-	39.90	-	-	-
240907004	RCTC 2017 TIFIA PRJ SALES TAX REV	02/15/2022			233854AC2	AMORTIZED PREMIUM ON DAIMLER TRUCKS 1.220% 9/15/23 CURRENT YEAR AMORTIZATION	-	-	-	(29.91)	-	-
240907004	RCTC 2017 TIFIA PRJ SALES TAX REV	02/15/2022	02/15/2022	02/15/2022	233854AC2	PAID DOWN PAR VALUE OF DAIMLER TRUCKS 1.220% 9/15/23	(10,245.44)	-	10,245.44	(10,275.43)	(29.99)	-
240907004	RCTC 2017 TIFIA PRJ SALES TAX REV	02/15/2022			233854AC2	INTEREST EARNED ON DAIMLER TRUCKS 1.220% 9/15/23 $1 PV ON 93.8200 SHARES DUE 2/15/2022 $0.00102/PV ON 92,285.74 PV DUE 2/15/22	-	-	93.82	-	-	-
240907004	RCTC 2017 TIFIA PRJ SALES TAX REV	02/15/2022	02/15/2022	02/15/2022	31846V203	PURCHASED UNITS OF FIRST AM GOVT OB FD CL Y	641,155.85	1.00	(641,155.85)	641,155.85	-	-
240907004	RCTC 2017 TIFIA PRJ SALES TAX REV	02/15/2022	02/15/2022	02/15/2022	31846V203	PURCHASED UNITS OF FIRST AM GOVT OB FD CL Y	853,740.65	1.00	(853,740.65)	853,740.65	-	-
240907004	RCTC 2017 TIFIA PRJ SALES TAX REV	02/15/2022	02/15/2022	02/15/2022	345286AA6	PAID DOWN PAR VALUE OF FORD CR AUTO OWN 0.23886% 2/15/23	(61,763.06)	-	61,763.06	(61,763.06)	-	-
240907004	RCTC 2017 TIFIA PRJ SALES TAX REV	02/15/2022			345286AA6	INTEREST EARNED ON FORD CR AUTO OWN 0.23886% 2/15/23 $1 PV ON 43.7900 SHARES DUE 2/15/2022 $0.00015/PV ON 300,000.00 PV DUE 2/15/22	-	-	43.79	-	-	-
240907004	RCTC 2017 TIFIA PRJ SALES TAX REV	02/15/2022			34528QHL1	AMORTIZED PREMIUM ON FORD CREDIT MSTR 0.64506% 9/15/25 CURRENT YEAR AMORTIZATION	-	-	-	(259.89)	-	-
240907004	RCTC 2017 TIFIA PRJ SALES TAX REV	02/15/2022			34528QHL1	INTEREST EARNED ON FORD CREDIT MSTR 0.64506% 9/15/25 $1 PV ON 185.3400 SHARES DUE 2/15/2022 $0.00047/PV ON 395,000.00 PV DUE 2/15/22	-	-	185.34	-	-	-
240907004	RCTC 2017 TIFIA PRJ SALES TAX REV	02/15/2022	02/15/2022	02/15/2022	34531KAD4	PAID DOWN PAR VALUE OF FORD CREDIT AUTO 1.870% 3/15/24	(50,647.47)	-	50,647.47	(50,932.56)	(285.09)	-
240907004	RCTC 2017 TIFIA PRJ SALES TAX REV	02/15/2022			34531KAD4	INTEREST EARNED ON FORD CREDIT AUTO 1.870% 3/15/24 $1 PV ON 821.4400 SHARES DUE 2/15/2022 $0.00156/PV ON 527,129.47 PV DUE 2/15/22	-	-	821.44	-	-	-
240907004	RCTC 2017 TIFIA PRJ SALES TAX REV	02/15/2022			34531KAD4	AMORTIZED PREMIUM ON FORD CREDIT AUTO 1.870% 3/15/24 CURRENT YEAR AMORTIZATION	-	-	-	(162.69)	-	-

2017 Financing STAMP Portfolio Transaction Report by Account
Quarter ended March 31, 2022

Source Account	Account	Transaction Date	Trade Date	Settlement Date	CUSIP	Description	Units	Price	Net Cash Amount	Federal Tax Cost Amount	Short Term Gain/Loss Amount	Long Term Gain/Loss Amount
240907004	RCTC 2017 TIFIA PRJ SALES TAX REV	02/15/2022			58769EAC2	AMORTIZED PREMIUM ON MERCEDES BENZ AUTO 0.400% 11/15/23 CURRENT YEAR AMORTIZATION	-	-	-	(21.17)	-	-
240907004	RCTC 2017 TIFIA PRJ SALES TAX REV	02/15/2022			58769EAC2	INTEREST EARNED ON MERCEDES BENZ AUTO 0.400% 11/15/23 $1 PV ON 113.3300 SHARES DUE 2/15/2022 $0.00033/PV ON 340,000.00 PV DUE 2/15/22	-	-	113.33	-	-	-
240907004	RCTC 2017 TIFIA PRJ SALES TAX REV	02/15/2022	02/15/2022	02/15/2022	63616KBF5	MATURED PAR VALUE OF NATIONAL FUEL GAS CO C P 2/15/22 475,000 PAR VALUE AT 100 %	(475,000.00)	1.00	474,833.75	(474,833.75)	-	-
240907004	RCTC 2017 TIFIA PRJ SALES TAX REV	02/15/2022			63616KBF5	INTEREST EARNED ON NATIONAL FUEL GAS CO C P 2/15/22 $1 PV ON 475000.0000 SHARES DUE 2/15/2022 475,000 PAR VALUE AT 100 %	-	-	166.25	-	-	-
240907004	RCTC 2017 TIFIA PRJ SALES TAX REV	02/15/2022			65474VAQ4	INTEREST EARNED ON NISSAN MASTER 0.61907% 2/15/24 $1 PV ON 319.8500 SHARES DUE 2/15/2022 $0.00052/PV ON 620,000.00 PV DUE 2/15/22	-	-	319.85	-	-	-
240907004	RCTC 2017 TIFIA PRJ SALES TAX REV	02/15/2022	02/15/2022	02/15/2022	65474VAQ4	PAID DOWN PAR VALUE OF NISSAN MASTER 0.61907% 2/15/24 CMO FINAL PAYDOWN	(620,000.00)	-	620,000.00	(621,656.31)	(1,656.31)	-
240907004	RCTC 2017 TIFIA PRJ SALES TAX REV	02/15/2022			65474VAQ4	AMORTIZED PREMIUM ON NISSAN MASTER 0.61907% 2/15/24 CURRENT YEAR AMORTIZATION	-	-	-	(88.53)	-	-
240907004	RCTC 2017 TIFIA PRJ SALES TAX REV	02/15/2022	02/15/2022	02/15/2022	80285RAE8	PAID DOWN PAR VALUE OF SANTANDER DRIVE 0.960% 11/15/24	(29,209.67)	-	29,209.67	(29,237.37)	(27.70)	-
240907004	RCTC 2017 TIFIA PRJ SALES TAX REV	02/15/2022			80285RAE8	INTEREST EARNED ON SANTANDER DRIVE 0.960% 11/15/24 $1 PV ON 85.7100 SHARES DUE 2/15/2022 $0.00080/PV ON 107,142.67 PV DUE 2/15/22	-	-	85.71	-	-	-
240907004	RCTC 2017 TIFIA PRJ SALES TAX REV	02/15/2022			80285RAE8	AMORTIZED PREMIUM ON SANTANDER DRIVE 0.960% 11/15/24 CURRENT YEAR AMORTIZATION	-	-	-	(6.34)	-	-
240907004	RCTC 2017 TIFIA PRJ SALES TAX REV	02/15/2022			80286NAF3	AMORTIZED PREMIUM ON SANTANDER DRIVE 0.750% 2/17/26 CURRENT YEAR AMORTIZATION	-	-	-	(4.73)	-	-
240907004	RCTC 2017 TIFIA PRJ SALES TAX REV	02/15/2022			80286NAF3	INTEREST EARNED ON SANTANDER DRIVE 0.750% 2/17/26 $1 PV ON 62.5100 SHARES DUE 2/15/2022 $0.00063/PV ON 100,000.00 PV DUE 2/15/22	-	-	62.51	-	-	-
240907004	RCTC 2017 TIFIA PRJ SALES TAX REV	02/15/2022			86565C6K0	INTEREST EARNED ON SUMITOMO C D 0.13311% 3/15/22 $1 PV ON 800000.0000 SHARES DUE 2/15/2022	-	-	90.44	-	-	-
240907004	RCTC 2017 TIFIA PRJ SALES TAX REV	02/15/2022			89236XAC0	INTEREST EARNED ON TOYOTA AUTO 0.350% 1/15/25 $1 PV ON 87.5000 SHARES DUE 2/15/2022 $0.00029/PV ON 300,000.00 PV DUE 2/15/22	-	-	87.50	-	-	-
240907004	RCTC 2017 TIFIA PRJ SALES TAX REV	02/15/2022			98162HAC4	INTEREST EARNED ON WORLD OMNI 1.700% 1/15/23 $1 PV ON 98.5500 SHARES DUE 2/15/2022 $0.00142/PV ON 69,567.49 PV DUE 2/15/22	-	-	98.55	-	-	-
240907004	RCTC 2017 TIFIA PRJ SALES TAX REV	02/15/2022	02/15/2022	02/15/2022	98162HAC4	PAID DOWN PAR VALUE OF WORLD OMNI 1.700% 1/15/23	(6,263.10)	-	6,263.10	(6,303.07)	(39.97)	-
240907004	RCTC 2017 TIFIA PRJ SALES TAX REV	02/15/2022			98162HAC4	AMORTIZED PREMIUM ON WORLD OMNI 1.700% 1/15/23 CURRENT YEAR AMORTIZATION	-	-	-	(41.21)	-	-
240907004	RCTC 2017 TIFIA PRJ SALES TAX REV	02/16/2022				CASH DISBURSEMENT TRANSFER TO PRINCIPAL INCOME EARNINGS	-	-	(482.58)	-	-	-
240907004	RCTC 2017 TIFIA PRJ SALES TAX REV	02/16/2022				CASH RECEIPT TRANSFER FROM INCOME INCOME EARNINGS	-	-	482.58	-	-	-
240907004	RCTC 2017 TIFIA PRJ SALES TAX REV	02/16/2022			13013KAA1	INTEREST EARNED ON CALIFORNIA CMNTY 0.250% 12/30/21 $1 PV ON 150000.0000 SHARES DUE 12/30/2021 INTEREST ON 12/30/2021 MATURITY	-	-	281.25	-	-	-
240907004	RCTC 2017 TIFIA PRJ SALES TAX REV	02/16/2022			13013KAA1	INTEREST EARNED ON CALIFORNIA CMNTY 0.250% 12/30/21 $1 PV ON 150000.0000 SHARES DUE 12/30/2021	-	-	(280.21)	-	-	-
240907004	RCTC 2017 TIFIA PRJ SALES TAX REV	02/16/2022	02/16/2022	02/16/2022	23336KBQ4	PURCHASED PAR VALUE OF DTE ELEC CO DISC COML C P 2/24/22 /J.P. MORGAN SECURITIES LLC/750,000 PAR VALUE AT 99.99488933 %	750,000.00	1.00	(749,961.67)	749,961.67	-	-
240907004	RCTC 2017 TIFIA PRJ SALES TAX REV	02/16/2022	02/16/2022	02/16/2022	31846V203	SOLD UNITS OF FIRST AM GOVT OB FD CL Y	(738,454.47)	1.00	738,454.47	(738,454.47)	-	-
240907004	RCTC 2017 TIFIA PRJ SALES TAX REV	02/16/2022	02/16/2022	02/16/2022	31846V203	SOLD UNITS OF FIRST AM GOVT OB FD CL Y	(24,936.81)	1.00	24,936.81	(24,936.81)	-	-
240907004	RCTC 2017 TIFIA PRJ SALES TAX REV	02/16/2022			36258MAF1	AMORTIZED PREMIUM ON GM FIN CONS ATMB 2.040% 2/18/25 CURRENT YEAR AMORTIZATION	-	-	-	(302.38)	-	-
240907004	RCTC 2017 TIFIA PRJ SALES TAX REV	02/16/2022			36258MAF1	INTEREST EARNED ON GM FIN CONS ATMB 2.040% 2/18/25 $1 PV ON 510.0000 SHARES DUE 2/16/2022 $0.00170/PV ON 300,000.00 PV DUE 2/16/22	-	-	510.00	-	-	-
240907004	RCTC 2017 TIFIA PRJ SALES TAX REV	02/16/2022	02/16/2022	02/16/2022	38013FAD3	PAID DOWN PAR VALUE OF GM FINANCIAL 3.210% 10/16/23	(10,876.00)	-	10,876.00	(10,908.17)	-	(32.17)
240907004	RCTC 2017 TIFIA PRJ SALES TAX REV	02/16/2022			38013FAD3	INTEREST EARNED ON GM FINANCIAL 3.210% 10/16/23 $1 PV ON 120.1600 SHARES DUE 2/16/2022 $0.00268/PV ON 44,918.87 PV DUE 2/16/22	-	-	120.16	-	-	-
240907004	RCTC 2017 TIFIA PRJ SALES TAX REV	02/16/2022			38013FAD3	AMORTIZED PREMIUM ON GM FINANCIAL 3.210% 10/16/23 CURRENT YEAR AMORTIZATION	-	-	-	(13.42)	-	-
240907004	RCTC 2017 TIFIA PRJ SALES TAX REV	02/16/2022	02/15/2022	02/16/2022	63616KC15	PURCHASED PAR VALUE OF NATIONAL FUEL GAS CO C P 3/01/22 /MTGSUS6SFIC BOFA SECS NEW YORK/500,000 PAR VALUE AT 99.987362 %	500,000.00	1.00	(499,936.81)	499,936.81	-	-
240907004	RCTC 2017 TIFIA PRJ SALES TAX REV	02/16/2022	02/16/2022	02/16/2022	63743DBG5	MATURED PAR VALUE OF NATIONAL RURAL UTILS C P 2/16/22 475,000 PAR VALUE AT 100 %	(475,000.00)	1.00	474,919.25	(474,919.25)	-	-
240907004	RCTC 2017 TIFIA PRJ SALES TAX REV	02/16/2022			63743DBG5	INTEREST EARNED ON NATIONAL RURAL UTILS C P 2/16/22 $1 PV ON 475000.0000 SHARES DUE 2/16/2022 475,000 PAR VALUE AT 100 %	-	-	80.75	-	-	-
240907004	RCTC 2017 TIFIA PRJ SALES TAX REV	02/17/2022				CASH RECEIPT TRANSFER FROM INCOME INCOME EARNINGS	-	-	871.20	-	-	-

RIVERSIDE COUNTY TRANSPORTATION COMMISSION

2017 Financing STAMP Portfolio Transaction Report by Account
Quarter ended March 31, 2022

Source Account	Account	Transaction Date	Trade Date	Settlement Date	CUSIP	Description	Units	Price	Net Cash Amount	Federal Tax Cost Amount	Short Term Gain/Loss Amount	Long Term Gain/Loss Amount
240907004	RCTC 2017 TIFIA PRJ SALES TAX REV	02/17/2022				CASH DISBURSEMENT TRANSFER TO PRINCIPAL INCOME EARNINGS	-	-	(871.20)	-	-	-
240907004	RCTC 2017 TIFIA PRJ SALES TAX REV	02/17/2022			02530KBH2	INTEREST EARNED ON AMERICAN CRYSTAL SUGAR C P 2/17/22 $1 PV ON 600000.0000 SHARES DUE 2/17/2022 600,000 PAR VALUE AT 100 %	-	-	215.00	-	-	-
240907004	RCTC 2017 TIFIA PRJ SALES TAX REV	02/17/2022	02/17/2022	02/17/2022	02530KBH2	MATURED PAR VALUE OF AMERICAN CRYSTAL SUGAR C P 2/17/22 600,000 PAR VALUE AT 100 %	(600,000.00)	1.00	599,785.00	(599,785.00)	-	-
240907004	RCTC 2017 TIFIA PRJ SALES TAX REV	02/17/2022			3133T52K8	AMORTIZED PREMIUM ON F H L M C MLTCL MTG 6.000% 7/17/24 CURRENT YEAR AMORTIZATION	-	-	-	(724.02)	-	-
240907004	RCTC 2017 TIFIA PRJ SALES TAX REV	02/17/2022	02/17/2022	02/17/2022	3133T52K8	PAID DOWN PAR VALUE OF F H L M C MLTCL MTG 6.000% 7/17/24	(14,865.82)	-	14,865.82	(15,441.29)	(575.47)	-
240907004	RCTC 2017 TIFIA PRJ SALES TAX REV	02/17/2022			3133T52K8	INTEREST EARNED ON F H L M C MLTCL MTG 6.000% 7/17/24 $1 PV ON 1239.8500 SHARES DUE 2/17/2022 $0.00500/PV ON 247,969.59 PV DUE 2/17/22	-	-	1,239.85	-	-	-
240907004	RCTC 2017 TIFIA PRJ SALES TAX REV	02/17/2022	02/17/2022	02/17/2022	31846V203	SOLD UNITS OF FIRST AM GOVT OB FD CL Y	(733,495.37)	1.00	733,495.37	(733,495.37)	-	-
240907004	RCTC 2017 TIFIA PRJ SALES TAX REV	02/17/2022	02/17/2022	02/17/2022	31846V203	PURCHASED UNITS OF FIRST AM GOVT OB FD CL Y	2,100,000.00	1.00	(2,100,000.00)	2,100,000.00	-	-
240907004	RCTC 2017 TIFIA PRJ SALES TAX REV	02/17/2022	02/17/2022	02/17/2022	60683B3J0	MATURED PAR VALUE OF MITSUBISHI TR C D 0.190% 2/17/22 750,000 PAR VALUE AT 100 %	(750,000.00)	1.00	750,000.00	(750,000.00)	-	-
240907004	RCTC 2017 TIFIA PRJ SALES TAX REV	02/17/2022			60683B3J0	INTEREST EARNED ON MITSUBISHI TR C D 0.190% 2/17/22 $1 PV ON 750000.0000 SHARES DUE 2/17/2022 ACCRUED INTEREST ON 2/17/2022 MATURITY	-	-	360.21	-	-	-
240907004	RCTC 2017 TIFIA PRJ SALES TAX REV	02/17/2022			60683B3J0	ACCREDITED DISCOUNT ON MITSUBISHI TR C D 0.190% 2/17/22 MARKET DISCOUNT	-	-	-	18.12	-	-
240907004	RCTC 2017 TIFIA PRJ SALES TAX REV	02/17/2022	02/17/2022	02/17/2022	64587BBH4	MATURED PAR VALUE OF NEW JERSEY NAT GAS CO C P 2/17/22 750,000 PAR VALUE AT 100 %	(750,000.00)	1.00	749,975.00	(749,975.00)	-	-
240907004	RCTC 2017 TIFIA PRJ SALES TAX REV	02/17/2022			64587BBH4	INTEREST EARNED ON NEW JERSEY NAT GAS CO C P 2/17/22 $1 PV ON 750000.0000 SHARES DUE 2/17/2022 750,000 PAR VALUE AT 100 %	-	-	25.00	-	-	-
240907004	RCTC 2017 TIFIA PRJ SALES TAX REV	02/17/2022	02/17/2022	02/17/2022	64587BBP6	PURCHASED PAR VALUE OF NEW JERSEY NAT GAS CO C P 2/23/22 /BOFA SECURITIES, INC./FXD INC/750,000 PAR VALUE AT 99.99483333 %	750,000.00	1.00	(749,961.25)	749,961.25	-	-
240907004	RCTC 2017 TIFIA PRJ SALES TAX REV	02/18/2022	02/18/2022	02/18/2022	29878SBR6	PURCHASED PAR VALUE OF EUROPEAN INVT BK DISC C P 2/25/22 /BARCLAYS CAPITAL INC. FIXED IN/400,000 PAR VALUE AT 99.998445 %	400,000.00	1.00	(399,993.78)	399,993.78	-	-
240907004	RCTC 2017 TIFIA PRJ SALES TAX REV	02/18/2022	02/18/2022	02/18/2022	31846V203	SOLD UNITS OF FIRST AM GOVT OB FD CL Y	(1,771,838.32)	1.00	1,771,838.32	(1,771,838.32)	-	-
240907004	RCTC 2017 TIFIA PRJ SALES TAX REV	02/18/2022	02/18/2022	02/18/2022	31846V203	SOLD UNITS OF FIRST AM GOVT OB FD CL Y	(384,939.71)	1.00	384,939.71	(384,939.71)	-	-
240907004	RCTC 2017 TIFIA PRJ SALES TAX REV	02/18/2022			43814WAC9	INTEREST EARNED ON HONDA AUTO 2.830% 3/20/23 $1 PV ON 162.6900 SHARES DUE 2/18/2022 $0.00236/PV ON 68,986.82 PV DUE 2/18/22	-	-	162.69	-	-	-
240907004	RCTC 2017 TIFIA PRJ SALES TAX REV	02/18/2022	02/18/2022	02/18/2022	43814WAC9	PAID DOWN PAR VALUE OF HONDA AUTO 2.830% 3/20/23	(14,891.38)	-	14,891.38	(14,958.62)	(67.24)	-
240907004	RCTC 2017 TIFIA PRJ SALES TAX REV	02/18/2022			43814WAC9	AMORTIZED PREMIUM ON HONDA AUTO 2.830% 3/20/23 CURRENT YEAR AMORTIZATION	-	-	-	(49.02)	-	-
240907004	RCTC 2017 TIFIA PRJ SALES TAX REV	02/18/2022	02/18/2022	02/18/2022	71112KBJ9	MATURED PAR VALUE OF PEOPLES GAS LT COKE CO C P 2/18/22 750,000 PAR VALUE AT 100 %	(750,000.00)	1.00	749,978.33	(749,978.33)	-	-
240907004	RCTC 2017 TIFIA PRJ SALES TAX REV	02/18/2022			71112KBJ9	INTEREST EARNED ON PEOPLES GAS LT COKE CO C P 2/18/22 $1 PV ON 750000.0000 SHARES DUE 2/18/2022 750,000 PAR VALUE AT 100 %	-	-	21.67	-	-	-
240907004	RCTC 2017 TIFIA PRJ SALES TAX REV	02/18/2022		02/18/2022	912828J43	PAID ACCRUED INTEREST ON PURCHASE OF U S TREASURY NT 1.750% 2/28/22	-	-	(20,666.44)	-	-	-
240907004	RCTC 2017 TIFIA PRJ SALES TAX REV	02/18/2022	02/17/2022	02/18/2022	912828J43	PURCHASED PAR VALUE OF U S TREASURY NT 1.750% 2/28/22 /NMRIUS33 NOMURA SECS INTL NY/2,500,000 PAR VALUE AT 100.0468752 %	2,500,000.00	1.00	(2,501,171.88)	2,501,171.88	-	-
240907004	RCTC 2017 TIFIA PRJ SALES TAX REV	02/22/2022	02/17/2022	02/22/2022	14316NAC3	PURCHASED PAR VALUE OF CARMAX AUTO OWNER 0.340% 12/15/25 /NWSCUS33 DEUTSCHE BK SECS NY/160,000 PAR VALUE AT 98.46875 %	160,000.00	0.98	(157,550.00)	157,550.00	-	-
240907004	RCTC 2017 TIFIA PRJ SALES TAX REV	02/22/2022		02/22/2022	14316NAC3	PAID ACCRUED INTEREST ON PURCHASE OF CARMAX AUTO OWNER 0.340% 12/15/25	-	-	(10.58)	-	-	-
240907004	RCTC 2017 TIFIA PRJ SALES TAX REV	02/22/2022		02/22/2022	17305EGM1	PAID ACCRUED INTEREST ON PURCHASE OF CITIBANK CREDIT CARD 3.290% 5/23/25	-	-	(813.36)	-	-	-
240907004	RCTC 2017 TIFIA PRJ SALES TAX REV	02/22/2022	02/17/2022	02/22/2022	17305EGM1	PURCHASED PAR VALUE OF CITIBANK CREDIT CARD 3.290% 5/23/25 /MTGSUS6SFIC BOFA SECS NEW YORK/100,000 PAR VALUE AT 102.22266 %	100,000.00	1.02	(102,222.66)	102,222.66	-	-
240907004	RCTC 2017 TIFIA PRJ SALES TAX REV	02/22/2022	02/22/2022	02/22/2022	31846V203	PURCHASED UNITS OF FIRST AM GOVT OB FD CL Y	5,243.66	1.00	(5,243.66)	5,243.66	-	-
240907004	RCTC 2017 TIFIA PRJ SALES TAX REV	02/22/2022	02/22/2022	02/22/2022	31846V203	PURCHASED UNITS OF FIRST AM GOVT OB FD CL Y	242,551.80	1.00	(242,551.80)	242,551.80	-	-
240907004	RCTC 2017 TIFIA PRJ SALES TAX REV	02/22/2022			362569AA3	AMORTIZED PREMIUM ON GM FIN AUTO LEASE 0.35001% 11/21/22 CURRENT YEAR AMORTIZATION	-	-	-	(0.18)	-	-
240907004	RCTC 2017 TIFIA PRJ SALES TAX REV	02/22/2022			362569AA3	AMORTIZED PREMIUM ON GM FIN AUTO LEASE 0.35001% 11/21/22 CURRENT YEAR AMORTIZATION	-	-	-	(0.01)	-	-
240907004	RCTC 2017 TIFIA PRJ SALES TAX REV	02/22/2022			362569AA3	INTEREST EARNED ON GM FIN AUTO LEASE 0.35001% 11/21/22 $1 PV ON 1.5300 SHARES DUE 2/20/2022 $0.00029/PV ON 5,243.66 PV DUE 2/20/22	-	-	1.53	-	-	-
240907004	RCTC 2017 TIFIA PRJ SALES TAX REV	02/22/2022	02/22/2022	02/22/2022	362569AA3	PAID DOWN PAR VALUE OF GM FIN AUTO LEASE 0.35001% 11/21/22 CMO FINAL PAYDOWN	(5,243.66)	-	5,243.66	(5,245.22)	(1.56)	-

RIVERSIDE COUNTY TRANSPORTATION COMMISSION

2017 Financing STAMP Portfolio Transaction Report by Account
Quarter ended March 31, 2022

Source Account	Account	Transaction Date	Trade Date	Settlement Date	CUSIP	Description	Units	Price	Net Cash Amount	Federal Tax Cost Amount	Short Term Gain/Loss Amount	Long Term Gain/Loss Amount
240907004	RCTC 2017 TIFIA PRJ SALES TAX REV	02/22/2022			38378JZD7	AMORTIZED PREMIUM ON G N M A GTD REMIC 1.500% 12/20/40 CURRENT YEAR AMORTIZATION	-	-	-	(9.60)	-	-
240907004	RCTC 2017 TIFIA PRJ SALES TAX REV	02/22/2022	02/20/2022	02/22/2022	38378JZD7	PAID DOWN PAR VALUE OF G N M A GTD REMIC 1.500% 12/20/40	(3,067.81)	-	3,067.81	(3,093.34)	(25.53)	-
240907004	RCTC 2017 TIFIA PRJ SALES TAX REV	02/22/2022			38378JZD7	INTEREST EARNED ON G N M A GTD REMIC 1.500% 12/20/40 $1 PV ON 79.0600 SHARES DUE 2/20/2022 $0.00125/PV ON 63,247.86 PV DUE 2/20/22	-	-	79.06	-	-	-
240907004	RCTC 2017 TIFIA PRJ SALES TAX REV	02/22/2022	02/22/2022	02/22/2022	90655KBN3	MATURED PAR VALUE OF UNION ELEC CO DISC COML C P 2/22/22 500,000 PAR VALUE AT 100 %	(500,000.00)	1.00	499,926.67	(499,926.67)	-	-
240907004	RCTC 2017 TIFIA PRJ SALES TAX REV	02/22/2022			90655KBN3	INTEREST EARNED ON UNION ELEC CO DISC COML C P 2/22/22 $1 PV ON 500000.0000 SHARES DUE 2/22/2022 500,000 PAR VALUE AT 100 %	-	-	73.33	-	-	-
240907004	RCTC 2017 TIFIA PRJ SALES TAX REV	02/23/2022	02/23/2022	02/23/2022	31846V203	PURCHASED UNITS OF FIRST AM GOVT OB FD CL Y	1,050,053.62	1.00	(1,050,053.62)	1,050,053.62	-	-
240907004	RCTC 2017 TIFIA PRJ SALES TAX REV	02/23/2022	02/22/2022	02/23/2022	50246YC85	PURCHASED PAR VALUE OF L3HARRIS TECH INC C P 3/08/22 /SBNYUS33 CITGROUP GBL MKTS NY/450,000 PAR VALUE AT 99.98808444 %	450,000.00	1.00	(449,946.38)	449,946.38	-	-
240907004	RCTC 2017 TIFIA PRJ SALES TAX REV	02/23/2022	02/23/2022	02/23/2022	64587BBP6	MATURED PAR VALUE OF NEW JERSEY NAT GAS CO C P 2/23/22 750,000 PAR VALUE AT 100 %	(750,000.00)	1.00	749,961.25	(749,961.25)	-	-
240907004	RCTC 2017 TIFIA PRJ SALES TAX REV	02/23/2022			64587BBP6	INTEREST EARNED ON NEW JERSEY NAT GAS CO C P 2/23/22 $1 PV ON 750000.0000 SHARES DUE 2/23/2022 750,000 PAR VALUE AT 100 %	-	-	38.75	-	-	-
240907004	RCTC 2017 TIFIA PRJ SALES TAX REV	02/23/2022	02/23/2022	02/23/2022	97670SBP7	MATURED PAR VALUE OF WISCONSIN GAS CO DISC C P 2/23/22 750,000 PAR VALUE AT 100 %	(750,000.00)	1.00	749,964.38	(749,964.38)	-	-
240907004	RCTC 2017 TIFIA PRJ SALES TAX REV	02/23/2022			97670SBP7	INTEREST EARNED ON WISCONSIN GAS CO DISC C P 2/23/22 $1 PV ON 750000.0000 SHARES DUE 2/23/2022 750,000 PAR VALUE AT 100 %	-	-	35.62	-	-	-
240907004	RCTC 2017 TIFIA PRJ SALES TAX REV	02/24/2022	02/24/2022	02/24/2022	23336KBQ4	MATURED PAR VALUE OF DTE ELEC CO DISC COML C P 2/24/22 750,000 PAR VALUE AT 100 %	(750,000.00)	1.00	749,961.67	(749,961.67)	-	-
240907004	RCTC 2017 TIFIA PRJ SALES TAX REV	02/24/2022			23336KBQ4	INTEREST EARNED ON DTE ELEC CO DISC COML C P 2/24/22 $1 PV ON 750000.0000 SHARES DUE 2/24/2022 750,000 PAR VALUE AT 100 %	-	-	38.33	-	-	-
240907004	RCTC 2017 TIFIA PRJ SALES TAX REV	02/24/2022	02/24/2022	02/24/2022	23337UBQ1	MATURED PAR VALUE OF DTE GAS CO DISC COML C P 2/24/22 750,000 PAR VALUE AT 100 %	(750,000.00)	1.00	749,941.67	(749,941.67)	-	-
240907004	RCTC 2017 TIFIA PRJ SALES TAX REV	02/24/2022			23337UBQ1	INTEREST EARNED ON DTE GAS CO DISC COML C P 2/24/22 $1 PV ON 750000.0000 SHARES DUE 2/24/2022 750,000 PAR VALUE AT 100 %	-	-	58.33	-	-	-
240907004	RCTC 2017 TIFIA PRJ SALES TAX REV	02/24/2022	02/24/2022	02/24/2022	31846V203	PURCHASED UNITS OF FIRST AM GOVT OB FD CL Y	2,035,676.27	1.00	(2,035,676.27)	2,035,676.27	-	-
240907004	RCTC 2017 TIFIA PRJ SALES TAX REV	02/24/2022	02/24/2022	02/24/2022	69353RFU7	FULL CALL PAR VALUE OF PNC BANK NA MTN 0.49463% 2/24/23 /CALLS/	(535,000.00)	1.00	535,000.00	(535,000.00)	-	-
240907004	RCTC 2017 TIFIA PRJ SALES TAX REV	02/24/2022			69353RFU7	INTEREST EARNED ON PNC BANK NA MTN 0.49463% 2/24/23 $1 PV ON 535000.0000 SHARES DUE 2/24/2022	-	-	676.27	-	-	-
240907004	RCTC 2017 TIFIA PRJ SALES TAX REV	02/25/2022	02/25/2022	02/25/2022	29878SBR6	MATURED PAR VALUE OF EUROPEAN INVT BK DISC C P 2/25/22 400,000 PAR VALUE AT 100 %	(400,000.00)	1.00	399,993.78	(399,993.78)	-	-
240907004	RCTC 2017 TIFIA PRJ SALES TAX REV	02/25/2022			29878SBR6	INTEREST EARNED ON EUROPEAN INVT BK DISC C P 2/25/22 $1 PV ON 400000.0000 SHARES DUE 2/25/2022 400,000 PAR VALUE AT 100 %	-	-	6.22	-	-	-
240907004	RCTC 2017 TIFIA PRJ SALES TAX REV	02/25/2022			3137B7YX1	AMORTIZED PREMIUM ON F H L M C MLTCL MTG 2.592% 4/25/23 CURRENT YEAR AMORTIZATION	-	-	-	(90.48)	-	-
240907004	RCTC 2017 TIFIA PRJ SALES TAX REV	02/25/2022	02/25/2022	02/25/2022	3137B7YX1	PAID DOWN PAR VALUE OF F H L M C MLTCL MTG 2.592% 4/25/23	(15,415.62)	-	15,415.62	(15,497.63)	-	(82.01)
240907004	RCTC 2017 TIFIA PRJ SALES TAX REV	02/25/2022			3137B7YX1	INTEREST EARNED ON F H L M C MLTCL MTG 2.592% 4/25/23 $1 PV ON 502.5500 SHARES DUE 2/25/2022 $0.00216/PV ON 232,661.81 PV DUE 2/25/22	-	-	502.55	-	-	-
240907004	RCTC 2017 TIFIA PRJ SALES TAX REV	02/25/2022			3137BC2N7	AMORTIZED PREMIUM ON F H L M C MLTCL MTG 2.364% 2/25/23 CURRENT YEAR AMORTIZATION	-	-	-	(71.15)	-	-
240907004	RCTC 2017 TIFIA PRJ SALES TAX REV	02/25/2022			3137BC2N7	INTEREST EARNED ON F H L M C MLTCL MTG 2.364% 2/25/23 $1 PV ON 260.4400 SHARES DUE 2/25/2022 $0.00197/PV ON 132,205.67 PV DUE 2/25/22	-	-	260.44	-	-	-
240907004	RCTC 2017 TIFIA PRJ SALES TAX REV	02/25/2022	02/25/2022	02/25/2022	3137BC2N7	PAID DOWN PAR VALUE OF F H L M C MLTCL MTG 2.364% 2/25/23	(96,026.18)	-	96,026.18	(96,634.67)	(608.49)	-
240907004	RCTC 2017 TIFIA PRJ SALES TAX REV	02/25/2022			3137BJQ71	AMORTIZED PREMIUM ON F H L M C MLTCL MT 2.76996% 5/25/25 CURRENT YEAR AMORTIZATION	-	-	-	(399.19)	-	-
240907004	RCTC 2017 TIFIA PRJ SALES TAX REV	02/25/2022			3137BJQ71	INTEREST EARNED ON F H L M C MLTCL MT 2.76996% 5/25/25 $1 PV ON 692.5000 SHARES DUE 2/25/2022 $0.00231/PV ON 300,000.00 PV DUE 2/25/22	-	-	692.50	-	-	-
240907004	RCTC 2017 TIFIA PRJ SALES TAX REV	02/25/2022			3137FQXG3	INTEREST EARNED ON F H L M C MLTCL MT 0.41706% 7/25/24 $1 PV ON 87.8800 SHARES DUE 2/25/2022 $0.00038/PV ON 231,274.31 PV DUE 2/25/22	-	-	87.88	-	-	-
240907004	RCTC 2017 TIFIA PRJ SALES TAX REV	02/25/2022	02/25/2022	02/25/2022	3137FQXG3	PAID DOWN PAR VALUE OF F H L M C MLTCL MT 0.41706% 7/25/24	(146,768.97)	-	146,768.97	(146,768.97)	-	-
240907004	RCTC 2017 TIFIA PRJ SALES TAX REV	02/25/2022	02/25/2022	02/25/2022	3137G0FJ3	PAID DOWN PAR VALUE OF F H L M C MLTCL 3.20774% 5/25/25	(730.49)	-	730.49	(738.04)	(7.55)	-
240907004	RCTC 2017 TIFIA PRJ SALES TAX REV	02/25/2022			3137G0FJ3	INTEREST EARNED ON F H L M C MLTCL 3.20774% 5/25/25 $1 PV ON 233.5800 SHARES DUE 2/25/2022 $0.00289/PV ON 80,785.73 PV DUE 2/25/22	-	-	233.58	-	-	-
240907004	RCTC 2017 TIFIA PRJ SALES TAX REV	02/25/2022			3137G0FJ3	AMORTIZED PREMIUM ON F H L M C MLTCL 3.20774% 5/25/25 CURRENT YEAR AMORTIZATION	-	-	-	(48.48)	-	-

RIVERSIDE COUNTY TRANSPORTATION COMMISSION

2017 Financing STAMP Portfolio Transaction Report by Account
Quarter ended March 31, 2022

Source Account	Account	Transaction Date	Trade Date	Settlement Date	CUSIP	Description	Units	Price	Net Cash Amount	Federal Tax Cost Amount	Short Term Gain/Loss Amount	Long Term Gain/Loss Amount
240907004	RCTC 2017 TIFIA PRJ SALES TAX REV	02/25/2022			31416BTW8	INTEREST EARNED ON F N M A #995265 5.500% 1/01/24 $1 PV ON 320.2200 SHARES DUE 2/25/2022 JANUARY FNMA DUE 2/25/22	-	-	320.22	-	-	-
240907004	RCTC 2017 TIFIA PRJ SALES TAX REV	02/25/2022	02/25/2022	02/25/2022	31416BTW8	PAID DOWN PAR VALUE OF F N M A #995265 5.500% 1/01/24 JANUARY FNMA DUE 2/25/22	(7,338.85)	-	7,338.85	(7,386.66)	-	(47.81)
240907004	RCTC 2017 TIFIA PRJ SALES TAX REV	02/25/2022			31416BTW8	AMORTIZED PREMIUM ON F N M A #995265 5.500% 1/01/24 CURRENT YEAR AMORTIZATION	-	-	-	(45.51)	-	-
240907004	RCTC 2017 TIFIA PRJ SALES TAX REV	02/25/2022	02/25/2022	02/25/2022	31846V203	PURCHASED UNITS OF FIRST AM GOVT OB FD CL Y	259,754.14	1.00	(259,754.14)	259,754.14	-	-
240907004	RCTC 2017 TIFIA PRJ SALES TAX REV	02/25/2022	02/25/2022	02/25/2022	31846V203	PURCHASED UNITS OF FIRST AM GOVT OB FD CL Y	2,244,765.50	1.00	(2,244,765.50)	2,244,765.50	-	-
240907004	RCTC 2017 TIFIA PRJ SALES TAX REV	02/25/2022	02/25/2022	02/25/2022	69350BBR6	MATURED PAR VALUE OF PPG INDS INC DISC COML C P 2/25/22 615,000 PAR VALUE AT 100 %	(615,000.00)	1.00	614,943.62	(614,943.62)	-	-
240907004	RCTC 2017 TIFIA PRJ SALES TAX REV	02/25/2022			69350BBR6	INTEREST EARNED ON PPG INDS INC DISC COML C P 2/25/22 $1 PV ON 615000.0000 SHARES DUE 2/25/2022 615,000 PAR VALUE AT 100 %	-	-	56.38	-	-	-
240907004	RCTC 2017 TIFIA PRJ SALES TAX REV	02/25/2022	02/25/2022	02/25/2022	78355BBR2	MATURED PAR VALUE OF RYDER SYS INC DISC COML C P 2/25/22 750,000 PAR VALUE AT 100 %	(750,000.00)	1.00	749,934.38	(749,934.38)	-	-
240907004	RCTC 2017 TIFIA PRJ SALES TAX REV	02/25/2022			78355BBR2	INTEREST EARNED ON RYDER SYS INC DISC COML C P 2/25/22 $1 PV ON 750000.0000 SHARES DUE 2/25/2022 750,000 PAR VALUE AT 100 %	-	-	65.62	-	-	-
240907004	RCTC 2017 TIFIA PRJ SALES TAX REV	02/25/2022	02/23/2022	02/25/2022	80286NAE6	PURCHASED PAR VALUE OF SANTANDER DRIVE AUTO 0.500% 4/15/25 /BNPAUS3N BNP PARIBAS NEW YORK/280,000 PAR VALUE AT 99.578125 %	280,000.00	1.00	(278,818.75)	278,818.75	-	-
240907004	RCTC 2017 TIFIA PRJ SALES TAX REV	02/25/2022		02/25/2022	80286NAE6	PAID ACCRUED INTEREST ON PURCHASE OF SANTANDER DRIVE AUTO 0.500% 4/15/25	-	-	(38.89)	-	-	-
240907004	RCTC 2017 TIFIA PRJ SALES TAX REV	02/25/2022	02/25/2022	02/25/2022	93884FBR2	MATURED PAR VALUE OF WASHINGTON GAS C P 2/25/22 750,000 PAR VALUE AT 100 %	(750,000.00)	1.00	749,943.75	(749,943.75)	-	-
240907004	RCTC 2017 TIFIA PRJ SALES TAX REV	02/25/2022			93884FBR2	INTEREST EARNED ON WASHINGTON GAS C P 2/25/22 $1 PV ON 750000.0000 SHARES DUE 2/25/2022 750,000 PAR VALUE AT 100 %	-	-	56.25	-	-	-
240907004	RCTC 2017 TIFIA PRJ SALES TAX REV	02/28/2022				CASH DISBURSEMENT TRANSFER TO PRINCIPAL INCOME EARNINGS	-	-	(18,639.26)	-	-	-
240907004	RCTC 2017 TIFIA PRJ SALES TAX REV	02/28/2022				CASH RECEIPT TRANSFER FROM INCOME INCOME EARNINGS	-	-	18,639.26	-	-	-
240907004	RCTC 2017 TIFIA PRJ SALES TAX REV	02/28/2022	02/28/2022	02/28/2022	02530KCA6	PURCHASED PAR VALUE OF AMERICAN CRYSTAL SUGAR C P 3/10/22 /WELLS FARGO SECURITIES, LLC/450,000 PAR VALUE AT 99.98888889 %	450,000.00	1.00	(449,950.00)	449,950.00	-	-
240907004	RCTC 2017 TIFIA PRJ SALES TAX REV	02/28/2022	02/28/2022	02/28/2022	31846V203	PURCHASED UNITS OF FIRST AM GOVT OB FD CL Y	4,785,000.00	1.00	(4,785,000.00)	4,785,000.00	-	-
240907004	RCTC 2017 TIFIA PRJ SALES TAX REV	02/28/2022	02/28/2022	02/28/2022	31846V203	SOLD UNITS OF FIRST AM GOVT OB FD CL Y	(1,799,757.26)	1.00	1,799,757.26	(1,799,757.26)	-	-
240907004	RCTC 2017 TIFIA PRJ SALES TAX REV	02/28/2022	02/28/2022	02/28/2022	60678NBU7	MATURED PAR VALUE OF MITSUBISHI HC CAP AMER C P 2/28/22 750,000 PAR VALUE AT 100 %	(750,000.00)	1.00	749,898.75	(749,898.75)	-	-
240907004	RCTC 2017 TIFIA PRJ SALES TAX REV	02/28/2022			60678NBU7	INTEREST EARNED ON MITSUBISHI HC CAP AMER C P 2/28/22 $1 PV ON 750000.0000 SHARES DUE 2/28/2022 750,000 PAR VALUE AT 100 %	-	-	101.25	-	-	-
240907004	RCTC 2017 TIFIA PRJ SALES TAX REV	02/28/2022	02/28/2022	02/28/2022	64587BC34	PURCHASED PAR VALUE OF NEW JERSEY NAT GAS CO C P 3/03/22 /BOFA SECURITIES, INC./FXD INC/450,000 PAR VALUE AT 99.998 %	450,000.00	1.00	(449,991.00)	449,991.00	-	-
240907004	RCTC 2017 TIFIA PRJ SALES TAX REV	02/28/2022	02/28/2022	02/28/2022	69350BCM6	PURCHASED PAR VALUE OF PPG INDS INC DISC COML C P 3/21/22 /MIZUHO SECURITIES USA INC./450,000 PAR VALUE AT 99.97375111 %	450,000.00	1.00	(449,881.88)	449,881.88	-	-
240907004	RCTC 2017 TIFIA PRJ SALES TAX REV	02/28/2022	02/28/2022	02/28/2022	90655KCF9	PURCHASED PAR VALUE OF UNION ELEC CO DISC COML C P 3/15/22 /BARCLAYS CAPITAL INC. FIXED IN/450,000 PAR VALUE AT 99.98541778 %	450,000.00	1.00	(449,934.38)	449,934.38	-	-
240907004	RCTC 2017 TIFIA PRJ SALES TAX REV	02/28/2022	02/28/2022	02/28/2022	912828J43	MATURED PAR VALUE OF U S TREASURY NT 1.750% 2/28/22 2,500,000 PAR VALUE AT 100 %	(2,500,000.00)	1.00	2,500,000.00	(2,500,000.00)	-	-
240907004	RCTC 2017 TIFIA PRJ SALES TAX REV	02/28/2022	02/28/2022	02/28/2022	912828J43	MATURED PAR VALUE OF U S TREASURY NT 1.750% 2/28/22 1,500,000 PAR VALUE AT 100 %	(1,500,000.00)	1.00	1,500,000.00	(1,500,000.00)	-	-
240907004	RCTC 2017 TIFIA PRJ SALES TAX REV	02/28/2022			912828J43	INTEREST EARNED ON U S TREASURY NT 1.750% 2/28/22 $1 PV ON 4000000.0000 SHARES DUE 2/28/2022	-	-	35,000.00	-	-	-
240907004	RCTC 2017 TIFIA PRJ SALES TAX REV	02/28/2022			912828J43	AMORTIZED PREMIUM ON U S TREASURY NT 1.750% 2/28/22 CURRENT YEAR AMORTIZATION	-	-	-	(5,282.58)	-	-
240907004	RCTC 2017 TIFIA PRJ SALES TAX REV	03/01/2022				CASH RECEIPT TRANSFER FROM INCOME INCOME EARNINGS	-	-	13,288.17	-	-	-
240907004	RCTC 2017 TIFIA PRJ SALES TAX REV	03/01/2022				CASH DISBURSEMENT TRANSFER TO PRINCIPAL INCOME EARNINGS	-	-	(13,288.17)	-	-	-
240907004	RCTC 2017 TIFIA PRJ SALES TAX REV	03/01/2022	03/01/2022	03/01/2022	31846V203	PURCHASED UNITS OF FIRST AM GOVT OB FD CL Y	362,997.24	1.00	(362,997.24)	362,997.24	-	-
240907004	RCTC 2017 TIFIA PRJ SALES TAX REV	03/01/2022	03/01/2022	03/01/2022	31846V203	PURCHASED UNITS OF FIRST AM GOVT OB FD CL Y	202.83	1.00	(202.83)	202.83	-	-
240907004	RCTC 2017 TIFIA PRJ SALES TAX REV	03/01/2022			31846V203	INTEREST EARNED ON FIRST AM GOVT OB FD CL Y UNIT ON 0.0000 SHARES DUE 2/28/2022 INTEREST FROM 2/1/22 TO 2/28/22	-	-	11.43	-	-	-
240907004	RCTC 2017 TIFIA PRJ SALES TAX REV	03/01/2022	03/01/2022	03/01/2022	63616KC15	MATURED PAR VALUE OF NATIONAL FUEL GAS CO C P 3/01/22 500,000 PAR VALUE AT 100 %	(500,000.00)	1.00	499,936.81	(499,936.81)	-	-
240907004	RCTC 2017 TIFIA PRJ SALES TAX REV	03/01/2022			63616KC15	INTEREST EARNED ON NATIONAL FUEL GAS CO C P 3/01/22 $1 PV ON 500000.0000 SHARES DUE 3/1/2022 500,000 PAR VALUE AT 100 %	-	-	63.19	-	-	-

RIVERSIDE COUNTY TRANSPORTATION COMMISSION

2017 Financing STAMP Portfolio Transaction Report by Account
Quarter ended March 31, 2022

Source Account	Account	Transaction Date	Trade Date	Settlement Date	CUSIP	Description	Units	Price	Net Cash Amount	Federal Tax Cost Amount	Short Term Gain/Loss Amount	Long Term Gain/Loss Amount
240907004	RCTC 2017 TIFIA PRJ SALES TAX REV	03/01/2022			65339KBV1	INTEREST EARNED ON NEXTERA ENERGY CAP 0.58923% 3/01/23 $1 PV ON 225000.0000 SHARES DUE 3/1/2022	-	-	324.13	-	-	-
240907004	RCTC 2017 TIFIA PRJ SALES TAX REV	03/01/2022		03/01/2022	91282CCQ2	PAID ACCRUED INTEREST ON PURCHASE OF U S TREASURY NT 0.00001% 7/31/23	-	-	(43.96)	-	-	-
240907004	RCTC 2017 TIFIA PRJ SALES TAX REV	03/01/2022	02/28/2022	03/01/2022	91282CCQ2	PURCHASED PAR VALUE OF U S TREASURY NT 0.00001% 7/31/23 /JCSIUS33 HSBC SECS USA NY/150,000 PAR VALUE AT 100.15182667 %	150,000.00	1.00	(150,227.74)	150,227.74	-	-
240907004	RCTC 2017 TIFIA PRJ SALES TAX REV	03/01/2022			927804FJ8	INTEREST EARNED ON VIRGINIA EL PWR 3.450% 9/01/22 $1 PV ON 750000.0000 SHARES DUE 3/1/2022	-	-	12,937.50	-	-	-
240907004	RCTC 2017 TIFIA PRJ SALES TAX REV	03/01/2022			927804FJ8	AMORTIZED PREMIUM ON VIRGINIA EL PWR 3.450% 9/01/22 CURRENT YEAR AMORTIZATION	-	-	-	(3,290.92)	-	-
240907004	RCTC 2017 TIFIA PRJ SALES TAX REV	03/01/2022			97689P2K3	INTEREST EARNED ON WISCONSIN ST HSG 0.10801% 9/01/37 $1 PV ON 500000.0000 SHARES DUE 3/1/2022	-	-	210.14	-	-	-
240907004	RCTC 2017 TIFIA PRJ SALES TAX REV	03/02/2022				CASH DISBURSEMENT PAID TO RIVERSIDE CNTY TRANS COMM MISCELLANEOUS PAYMENT AGMARSH - PMT. OF REQ. CERTIFICATE NO. 15	-	-	(8,444,458.89)	-	-	-
240907004	RCTC 2017 TIFIA PRJ SALES TAX REV	03/02/2022				CASH DISBURSEMENT TRANSFER TO PRINCIPAL INCOME EARNINGS	-	-	(1,911.76)	-	-	-
240907004	RCTC 2017 TIFIA PRJ SALES TAX REV	03/02/2022				CASH RECEIPT TRANSFER FROM INCOME INCOME EARNINGS	-	-	1,911.76	-	-	-
240907004	RCTC 2017 TIFIA PRJ SALES TAX REV	03/02/2022			15189WAM2	INTEREST EARNED ON CENTERPOINT ENERGY 0.700% 3/02/23 $1 PV ON 485000.0000 SHARES DUE 3/2/2022	-	-	1,697.50	-	-	-
240907004	RCTC 2017 TIFIA PRJ SALES TAX REV	03/02/2022	03/02/2022	03/02/2022	31846V203	PURCHASED UNITS OF FIRST AM GOVT OB FD CL Y	1,708.93	1.00	(1,708.93)	1,708.93	-	-
240907004	RCTC 2017 TIFIA PRJ SALES TAX REV	03/02/2022	03/02/2022	03/02/2022	31846V203	SOLD UNITS OF FIRST AM GOVT OB FD CL Y	(9,069,411.75)	1.00	9,069,411.75	(9,069,411.75)	-	-
240907004	RCTC 2017 TIFIA PRJ SALES TAX REV	03/02/2022	03/02/2022	03/02/2022	60678NC77	PURCHASED PAR VALUE OF MITSUBISHI HC CAP AMER C P 3/07/22 /GOLDMAN SACHS & CO. LLC/225,000 PAR VALUE AT 99.99208444 %	225,000.00	1.00	(224,982.19)	224,982.19	-	-
240907004	RCTC 2017 TIFIA PRJ SALES TAX REV	03/02/2022	03/02/2022	03/02/2022	92780KCA4	PURCHASED PAR VALUE OF VIRGINIA ELEC C P 3/10/22 /MIZUHO SECURITIES USA INC./400,000 PAR VALUE AT 99.9926675 %	400,000.00	1.00	(399,970.67)	399,970.67	-	-
240907004	RCTC 2017 TIFIA PRJ SALES TAX REV	03/03/2022				CASH RECEIPT TRANSFER FROM INCOME INCOME EARNINGS	-	-	9.00	-	-	-
240907004	RCTC 2017 TIFIA PRJ SALES TAX REV	03/03/2022				CASH DISBURSEMENT TRANSFER TO PRINCIPAL INCOME EARNINGS	-	-	(9.00)	-	-	-
240907004	RCTC 2017 TIFIA PRJ SALES TAX REV	03/03/2022	03/03/2022	03/03/2022	31846V203	SOLD UNITS OF FIRST AM GOVT OB FD CL Y	(349,914.93)	1.00	349,914.93	(349,914.93)	-	-
240907004	RCTC 2017 TIFIA PRJ SALES TAX REV	03/03/2022	03/03/2022	03/03/2022	31846V203	PURCHASED UNITS OF FIRST AM GOVT OB FD CL Y	450,000.00	1.00	(450,000.00)	450,000.00	-	-
240907004	RCTC 2017 TIFIA PRJ SALES TAX REV	03/03/2022	03/03/2022	03/03/2022	46640QCU3	PURCHASED PAR VALUE OF J P MORGAN SECS LLC C P 3/28/22 /J.P. MORGAN SECURITIES LLC/350,000 PAR VALUE AT 99.97569429 %	350,000.00	1.00	(349,914.93)	349,914.93	-	-
240907004	RCTC 2017 TIFIA PRJ SALES TAX REV	03/03/2022			64587BC34	INTEREST EARNED ON NEW JERSEY NAT GAS CO C P 3/03/22 $1 PV ON 450000.0000 SHARES DUE 3/3/2022 450,000 PAR VALUE AT 100 %	-	-	9.00	-	-	-
240907004	RCTC 2017 TIFIA PRJ SALES TAX REV	03/03/2022	03/03/2022	03/03/2022	64587BC34	MATURED PAR VALUE OF NEW JERSEY NAT GAS CO C P 3/03/22 450,000 PAR VALUE AT 100 %	(450,000.00)	1.00	449,991.00	(449,991.00)	-	-
240907004	RCTC 2017 TIFIA PRJ SALES TAX REV	03/07/2022				CASH DISBURSEMENT TRANSFER TO PRINCIPAL INCOME EARNINGS	-	-	(17.81)	-	-	-
240907004	RCTC 2017 TIFIA PRJ SALES TAX REV	03/07/2022				CASH RECEIPT TRANSFER FROM INCOME INCOME EARNINGS	-	-	17.81	-	-	-
240907004	RCTC 2017 TIFIA PRJ SALES TAX REV	03/07/2022	03/07/2022	03/07/2022	31846V203	PURCHASED UNITS OF FIRST AM GOVT OB FD CL Y	225,000.00	1.00	(225,000.00)	225,000.00	-	-
240907004	RCTC 2017 TIFIA PRJ SALES TAX REV	03/07/2022	03/07/2022	03/07/2022	31846V203	SOLD UNITS OF FIRST AM GOVT OB FD CL Y	(399,395.44)	1.00	399,395.44	(399,395.44)	-	-
240907004	RCTC 2017 TIFIA PRJ SALES TAX REV	03/07/2022			38141GZF4	INTEREST EARNED ON GOLDMAN SACHS GROU 0.67678% 12/06/23 $1 PV ON 330000.0000 SHARES DUE 3/6/2022	-	-	558.34	-	-	-
240907004	RCTC 2017 TIFIA PRJ SALES TAX REV	03/07/2022			60678NC77	INTEREST EARNED ON MITSUBISHI HC CAP AMER C P 3/07/22 $1 PV ON 225000.0000 SHARES DUE 3/7/2022 225,000 PAR VALUE AT 100 %	-	-	17.81	-	-	-
240907004	RCTC 2017 TIFIA PRJ SALES TAX REV	03/07/2022	03/07/2022	03/07/2022	60678NC77	MATURED PAR VALUE OF MITSUBISHI HC CAP AMER C P 3/07/22 225,000 PAR VALUE AT 100 %	(225,000.00)	1.00	224,982.19	(224,982.19)	-	-
240907004	RCTC 2017 TIFIA PRJ SALES TAX REV	03/07/2022	03/07/2022	03/07/2022	63743DCP4	PURCHASED PAR VALUE OF NATIONAL RURAL UTILS C P 3/23/22 /RBC CAPITAL MARKETS, LLC/400,000 PAR VALUE AT 99.988445 %	400,000.00	1.00	(399,953.78)	399,953.78	-	-
240907004	RCTC 2017 TIFIA PRJ SALES TAX REV	03/08/2022				CASH RECEIPT TRANSFER FROM INCOME INCOME EARNINGS	-	-	1,649.13	-	-	-
240907004	RCTC 2017 TIFIA PRJ SALES TAX REV	03/08/2022				CASH DISBURSEMENT TRANSFER TO PRINCIPAL INCOME EARNINGS	-	-	(1,649.13)	-	-	-
240907004	RCTC 2017 TIFIA PRJ SALES TAX REV	03/08/2022			14687AAM0	AMORTIZED PREMIUM ON CARVANA AUTO REC 0.280% 11/08/23 CURRENT YEAR AMORTIZATION	-	-	-	(0.04)	-	-
240907004	RCTC 2017 TIFIA PRJ SALES TAX REV	03/08/2022	03/08/2022	03/08/2022	14687AAM0	PAID DOWN PAR VALUE OF CARVANA AUTO REC 0.280% 11/08/23 CMO FINAL PAYDOWN	(41,377.68)	-	41,377.68	(41,376.59)	(0.47)	1.56
240907004	RCTC 2017 TIFIA PRJ SALES TAX REV	03/08/2022			14687AAM0	INTEREST EARNED ON CARVANA AUTO REC 0.280% 11/08/23 $1 PV ON 9.6500 SHARES DUE 3/8/2022 $0.00023/PV ON 41,377.68 PV DUE 3/ 8/22	-	-	9.65	-	-	-
240907004	RCTC 2017 TIFIA PRJ SALES TAX REV	03/08/2022	03/03/2022	03/08/2022	3137B5JM6	PURCHASED PAR VALUE OF F H L M C MLTCL MTG 3.531% 7/25/23 /PRSHUS33 PERSHING JERSEY CITY/50,000 PAR VALUE AT 102.29688 %	50,000.00	1.02	(51,148.44)	51,148.44	-	-

RIVERSIDE COUNTY TRANSPORTATION COMMISSION

2017 Financing STAMP Portfolio Transaction Report by Account
Quarter ended March 31, 2022

Source Account	Account	Transaction Date	Trade Date	Settlement Date	CUSIP	Description	Units	Price	Net Cash Amount	Federal Tax Cost Amount	Short Term Gain/Loss Amount	Long Term Gain/Loss Amount
240907004	RCTC 2017 TIFIA PRJ SALES TAX REV	03/08/2022		03/08/2022	3137B5JM6	PAID ACCRUED INTEREST ON PURCHASE OF F H L M C MLTCL MTG 3.531% 7/25/23	-	-	(34.33)	-	-	-
240907004	RCTC 2017 TIFIA PRJ SALES TAX REV	03/08/2022	03/08/2022	03/08/2022	31846V203	PURCHASED UNITS OF FIRST AM GOVT OB FD CL Y	41,387.33	1.00	(41,387.33)	41,387.33	-	-
240907004	RCTC 2017 TIFIA PRJ SALES TAX REV	03/08/2022	03/08/2022	03/08/2022	31846V203	PURCHASED UNITS OF FIRST AM GOVT OB FD CL Y	2,027,563.45	1.00	(2,027,563.45)	2,027,563.45	-	-
240907004	RCTC 2017 TIFIA PRJ SALES TAX REV	03/08/2022	03/04/2022	03/08/2022	45818WCP9	SOLD PAR VALUE OF INTER AMER M T N 0.308% 9/16/22 /TORONTO DOMINION SECURITIES (U/1,500,000 PAR VALUE AT 100.0835 %	(1,500,000.00)	1.00	1,501,252.50	(1,500,000.00)	-	1,252.50
240907004	RCTC 2017 TIFIA PRJ SALES TAX REV	03/08/2022		03/08/2022	45818WCP9	RECEIVED ACCRUED INTEREST ON SALE OF INTER AMER M T N 0.308% 9/16/22	-	-	1,057.09	-	-	-
240907004	RCTC 2017 TIFIA PRJ SALES TAX REV	03/08/2022		03/08/2022	459058JQ7	RECEIVED ACCRUED INTEREST ON SALE OF INTL BK 0.00001% 1/13/23	-	-	55.07	-	-	-
240907004	RCTC 2017 TIFIA PRJ SALES TAX REV	03/08/2022	03/04/2022	03/08/2022	459058JQ7	SOLD PAR VALUE OF INTL BK 0.00001% 1/13/23 /TORONTO DOMINION SECURITIES (U/205,000 PAR VALUE AT 100.015 %	(205,000.00)	1.00	205,030.75	(205,000.00)	-	30.75
240907004	RCTC 2017 TIFIA PRJ SALES TAX REV	03/08/2022	03/08/2022	03/08/2022	50246YC85	MATURED PAR VALUE OF L3HARRIS TECH INC C P 3/08/22 450,000 PAR VALUE AT 100 %	(450,000.00)	1.00	449,946.38	(449,946.38)	-	-
240907004	RCTC 2017 TIFIA PRJ SALES TAX REV	03/08/2022			50246YC85	INTEREST EARNED ON L3HARRIS TECH INC C P 3/08/22 $1 PV ON 450000.0000 SHARES DUE 3/8/2022 450,000 PAR VALUE AT 100 %	-	-	53.62	-	-	-
240907004	RCTC 2017 TIFIA PRJ SALES TAX REV	03/09/2022				CASH DISBURSEMENT TRANSFER TO PRINCIPAL INCOME EARNINGS	-	-	(9.65)	-	-	-
240907004	RCTC 2017 TIFIA PRJ SALES TAX REV	03/09/2022				CASH RECEIPT TRANSFER FROM INCOME INCOME EARNINGS	-	-	9.65	-	-	-
240907004	RCTC 2017 TIFIA PRJ SALES TAX REV	03/09/2022	03/09/2022	03/09/2022	02530KD64	PURCHASED PAR VALUE OF AMERICAN CRYSTAL SUGAR C P 4/06/22 /WELLS FARGO SECURITIES, LLC/425,000 PAR VALUE AT 99.94555529 %	425,000.00	1.00	(424,768.61)	424,768.61	-	-
240907004	RCTC 2017 TIFIA PRJ SALES TAX REV	03/09/2022	03/08/2022	03/09/2022	05916SCV0	PURCHASED PAR VALUE OF BALTIMORE GAS C P 3/29/22 /MIZUHO SECURITIES USA INC./575,000 PAR VALUE AT 99.95833391 %	575,000.00	1.00	(574,760.42)	574,760.42	-	-
240907004	RCTC 2017 TIFIA PRJ SALES TAX REV	03/09/2022	03/09/2022	03/09/2022	31846V203	SOLD UNITS OF FIRST AM GOVT OB FD CL Y	(574,760.42)	1.00	574,760.42	(574,760.42)	-	-
240907004	RCTC 2017 TIFIA PRJ SALES TAX REV	03/09/2022	03/09/2022	03/09/2022	31846V203	SOLD UNITS OF FIRST AM GOVT OB FD CL Y	(424,768.61)	1.00	424,768.61	(424,768.61)	-	-
240907004	RCTC 2017 TIFIA PRJ SALES TAX REV	03/10/2022			02530KCA6	INTEREST EARNED ON AMERICAN CRYSTAL SUGAR C P 3/10/22 $1 PV ON 450000.0000 SHARES DUE 3/10/2022 450,000 PAR VALUE AT 100 %	-	-	50.00	-	-	-
240907004	RCTC 2017 TIFIA PRJ SALES TAX REV	03/10/2022	03/10/2022	03/10/2022	02530KCA6	MATURED PAR VALUE OF AMERICAN CRYSTAL SUGAR C P 3/10/22 450,000 PAR VALUE AT 100 %	(450,000.00)	1.00	449,950.00	(449,950.00)	-	-
240907004	RCTC 2017 TIFIA PRJ SALES TAX REV	03/10/2022		03/10/2022	084670BR8	PAID ACCRUED INTEREST ON PURCHASE OF BERKSHIRE HATHAWAY 2.750% 3/15/23	-	-	(4,077.26)	-	-	-
240907004	RCTC 2017 TIFIA PRJ SALES TAX REV	03/10/2022	03/08/2022	03/10/2022	084670BR8	PURCHASED PAR VALUE OF BERKSHIRE HATHAWAY 2.750% 3/15/23 /JPMSUS3X JP MORGAN SEC NY/305,000 PAR VALUE AT 101.02 %	305,000.00	1.01	(308,111.00)	308,111.00	-	-
240907004	RCTC 2017 TIFIA PRJ SALES TAX REV	03/10/2022			14687BAF3	AMORTIZED PREMIUM ON CARVANA AUTO RECB 0.280% 3/10/24 CURRENT YEAR AMORTIZATION	-	-	-	(1.37)	-	-
240907004	RCTC 2017 TIFIA PRJ SALES TAX REV	03/10/2022			14687BAF3	INTEREST EARNED ON CARVANA AUTO RECB 0.280% 3/10/24 $1 PV ON 28.6000 SHARES DUE 3/10/2022 $0.00023/PV ON 122,584.74 PV DUE 3/10/22	-	-	28.60	-	-	-
240907004	RCTC 2017 TIFIA PRJ SALES TAX REV	03/10/2022	03/10/2022	03/10/2022	14687BAF3	PAID DOWN PAR VALUE OF CARVANA AUTO RECB 0.280% 3/10/24	(31,295.17)	-	31,295.17	(31,299.75)	(4.58)	-
240907004	RCTC 2017 TIFIA PRJ SALES TAX REV	03/10/2022	03/10/2022	03/10/2022	31846V203	PURCHASED UNITS OF FIRST AM GOVT OB FD CL Y	233,186.95	1.00	(233,186.95)	233,186.95	-	-
240907004	RCTC 2017 TIFIA PRJ SALES TAX REV	03/10/2022	03/10/2022	03/10/2022	31846V203	PURCHASED UNITS OF FIRST AM GOVT OB FD CL Y	31,323.77	1.00	(31,323.77)	31,323.77	-	-
240907004	RCTC 2017 TIFIA PRJ SALES TAX REV	03/10/2022	03/08/2022	03/10/2022	91324PDD1	PURCHASED PAR VALUE OF UNITEDHEALTH GROUP 2.375% 10/15/22 /BARCUS3B BARCLAYS CAP WHIPPANY/300,000 PAR VALUE AT 100.585 %	300,000.00	1.01	(301,755.00)	301,755.00	-	-
240907004	RCTC 2017 TIFIA PRJ SALES TAX REV	03/10/2022		03/10/2022	91324PDD1	PAID ACCRUED INTEREST ON PURCHASE OF UNITEDHEALTH GROUP 2.375% 10/15/22	-	-	(2,869.79)	-	-	-
240907004	RCTC 2017 TIFIA PRJ SALES TAX REV	03/10/2022			92780KCA4	INTEREST EARNED ON VIRGINIA ELEC C P 3/10/22 $1 PV ON 400000.0000 SHARES DUE 3/10/2022 400,000 PAR VALUE AT 100 %	-	-	29.33	-	-	-
240907004	RCTC 2017 TIFIA PRJ SALES TAX REV	03/10/2022	03/10/2022	03/10/2022	92780KCA4	MATURED PAR VALUE OF VIRGINIA ELEC C P 3/10/22 400,000 PAR VALUE AT 100 %	(400,000.00)	1.00	399,970.67	(399,970.67)	-	-
240907004	RCTC 2017 TIFIA PRJ SALES TAX REV	03/11/2022	03/11/2022	03/11/2022	31846V203	SOLD UNITS OF FIRST AM GOVT OB FD CL Y	(149,756.94)	1.00	149,756.94	(149,756.94)	-	-
240907004	RCTC 2017 TIFIA PRJ SALES TAX REV	03/11/2022	03/09/2022	03/11/2022	594615HN9	PURCHASED PAR VALUE OF MICHIGAN ST BLDG 0.461% 10/15/22 /MSNYUS33 MORGAN STANLEY NY/150,000 PAR VALUE AT 99.651 %	150,000.00	1.00	(149,476.50)	149,476.50	-	-
240907004	RCTC 2017 TIFIA PRJ SALES TAX REV	03/11/2022		03/11/2022	594615HN9	PAID ACCRUED INTEREST ON PURCHASE OF MICHIGAN ST BLDG 0.461% 10/15/22	-	-	(280.44)	-	-	-
240907004	RCTC 2017 TIFIA PRJ SALES TAX REV	03/14/2022		03/14/2022	20826FAA4	PAID ACCRUED INTEREST ON PURCHASE OF CONOCOPHILLIPS CO 2.400% 12/15/22	-	-	(504.33)	-	-	-
240907004	RCTC 2017 TIFIA PRJ SALES TAX REV	03/14/2022	03/10/2022	03/14/2022	20826FAA4	PURCHASED PAR VALUE OF CONOCOPHILLIPS CO 2.400% 12/15/22 /GOLDUS33 GOLDMAN SACHS NY/85,000 PAR VALUE AT 100.612 %	85,000.00	1.01	(85,520.20)	85,520.20	-	-
240907004	RCTC 2017 TIFIA PRJ SALES TAX REV	03/14/2022		03/14/2022	3137B04Y7	PAID ACCRUED INTEREST ON PURCHASE OF F H L M C MLTCL MT 2.615% 1/25/23	-	-	(94.43)	-	-	-

RIVERSIDE COUNTY TRANSPORTATION COMMISSION

2017 Financing STAMP Portfolio Transaction Report by Account
Quarter ended March 31, 2022

Source Account	Account	Transaction Date	Trade Date	Settlement Date	CUSIP	Description	Units	Price	Net Cash Amount	Federal Tax Cost Amount	Short Term Gain/Loss Amount	Long Term Gain/Loss Amount
240907004	RCTC 2017 TIFIA PRJ SALES TAX REV	03/14/2022	03/09/2022	03/14/2022	3137B04Y7	PURCHASED PAR VALUE OF F H L M C MLTCL MT 2.615% 1/25/23 /STONEX FINANCIAL INC./BD RATES/100,000 PAR VALUE AT 100.96094 %	100,000.00	1.01	(100,960.94)	100,960.94	-	-
240907004	RCTC 2017 TIFIA PRJ SALES TAX REV	03/14/2022	03/14/2022	03/14/2022	31846V203	SOLD UNITS OF FIRST AM GOVT OB FD CL Y	(395,790.96)	1.00	395,790.96	(395,790.96)	-	-
240907004	RCTC 2017 TIFIA PRJ SALES TAX REV	03/14/2022		03/14/2022	73358W4V3	PAID ACCRUED INTEREST ON PURCHASE OF PORT AUTH N Y N J NY 1.086% 7/01/23	-	-	(462.46)	-	-	-
240907004	RCTC 2017 TIFIA PRJ SALES TAX REV	03/14/2022	03/10/2022	03/14/2022	73358W4V3	PURCHASED PAR VALUE OF PORT AUTH N Y N J NY 1.086% 7/01/23 /JPMSUS3X JP MORGAN SEC NY/210,000 PAR VALUE AT 99.166 %	210,000.00	0.99	(208,248.60)	208,248.60	-	-
240907004	RCTC 2017 TIFIA PRJ SALES TAX REV	03/15/2022				CASH DISBURSEMENT TRANSFER TO PRINCIPAL INCOME EARNINGS	-	-	(2,386.12)	-	-	-
240907004	RCTC 2017 TIFIA PRJ SALES TAX REV	03/15/2022				CASH RECEIPT TRANSFER FROM INCOME INCOME EARNINGS	-	-	2,386.12	-	-	-
240907004	RCTC 2017 TIFIA PRJ SALES TAX REV	03/15/2022			02582JHS2	AMORTIZED PREMIUM ON AMERICAN EXPRESS 0.47706% 10/15/25 CURRENT YEAR AMORTIZATION	-	-	-	(49.39)	-	-
240907004	RCTC 2017 TIFIA PRJ SALES TAX REV	03/15/2022			02582JHS2	INTEREST EARNED ON AMERICAN EXPRESS 0.47706% 10/15/25 $1 PV ON 59.6300 SHARES DUE 3/15/2022 $0.00040/PV ON 150,000.00 PV DUE 3/15/22	-	-	59.63	-	-	-
240907004	RCTC 2017 TIFIA PRJ SALES TAX REV	03/15/2022			02582JJM3	AMORTIZED PREMIUM ON AMERICAN EXPRESS 2.000% 4/15/25 CURRENT YEAR AMORTIZATION	-	-	-	(28.34)	-	-
240907004	RCTC 2017 TIFIA PRJ SALES TAX REV	03/15/2022			02582JJM3	INTEREST EARNED ON AMERICAN EXPRESS 2.000% 4/15/25 $1 PV ON 166.6700 SHARES DUE 3/15/2022 $0.00167/PV ON 100,000.00 PV DUE 3/15/22	-	-	166.67	-	-	-
240907004	RCTC 2017 TIFIA PRJ SALES TAX REV	03/15/2022			02588QAB4	AMORTIZED PREMIUM ON AMERICAN EXPRESS 2.870% 10/15/24 CURRENT YEAR AMORTIZATION	-	-	-	(37.86)	-	-
240907004	RCTC 2017 TIFIA PRJ SALES TAX REV	03/15/2022			02588QAB4	INTEREST EARNED ON AMERICAN EXPRESS 2.870% 10/15/24 $1 PV ON 585.9600 SHARES DUE 3/15/2022 $0.00239/PV ON 245,000.00 PV DUE 3/15/22	-	-	585.96	-	-	-
240907004	RCTC 2017 TIFIA PRJ SALES TAX REV	03/15/2022	03/15/2022	03/15/2022	02588QAB4	PAID DOWN PAR VALUE OF AMERICAN EXPRESS 2.870% 10/15/24 CMO FINAL PAYDOWN	(245,000.00)	-	245,000.00	(245,957.19)	(957.19)	-
240907004	RCTC 2017 TIFIA PRJ SALES TAX REV	03/15/2022			084670BR8	AMORTIZED PREMIUM ON BERKSHIRE HATHAWAY 2.750% 3/15/23 CURRENT YEAR AMORTIZATION	-	-	-	(50.16)	-	-
240907004	RCTC 2017 TIFIA PRJ SALES TAX REV	03/15/2022			084670BR8	INTEREST EARNED ON BERKSHIRE HATHAWAY 2.750% 3/15/23 $1 PV ON 305000.0000 SHARES DUE 3/15/2022	-	-	4,193.75	-	-	-
240907004	RCTC 2017 TIFIA PRJ SALES TAX REV	03/15/2022			12597PAC2	INTEREST EARNED ON CNH EQUIPMENT TRUST 1.160% 6/16/25 $1 PV ON 69.5100 SHARES DUE 3/15/2022 $0.00097/PV ON 71,903.03 PV DUE 3/15/22	-	-	69.51	-	-	-
240907004	RCTC 2017 TIFIA PRJ SALES TAX REV	03/15/2022	03/15/2022	03/15/2022	12597PAC2	PAID DOWN PAR VALUE OF CNH EQUIPMENT TRUST 1.160% 6/16/25	(6,719.21)	-	6,719.21	(6,762.13)	(42.92)	-
240907004	RCTC 2017 TIFIA PRJ SALES TAX REV	03/15/2022			12597PAC2	AMORTIZED PREMIUM ON CNH EQUIPMENT TRUST 1.160% 6/16/25 CURRENT YEAR AMORTIZATION	-	-	-	(26.85)	-	-
240907004	RCTC 2017 TIFIA PRJ SALES TAX REV	03/15/2022	03/15/2022	03/15/2022	12598AAB6	PAID DOWN PAR VALUE OF CNH EQUIPMENT 0.230% 3/15/24	(11,048.35)	-	11,048.35	(11,047.49)	0.86	-
240907004	RCTC 2017 TIFIA PRJ SALES TAX REV	03/15/2022			12598AAB6	INTEREST EARNED ON CNH EQUIPMENT 0.230% 3/15/24 $1 PV ON 26.4300 SHARES DUE 3/15/2022 $0.00019/PV ON 137,906.12 PV DUE 3/15/22	-	-	26.43	-	-	-
240907004	RCTC 2017 TIFIA PRJ SALES TAX REV	03/15/2022			14042WAC4	AMORTIZED PREMIUM ON CAPITAL ONE PRIME 2.510% 11/15/23 CURRENT YEAR AMORTIZATION	-	-	-	(47.17)	-	-
240907004	RCTC 2017 TIFIA PRJ SALES TAX REV	03/15/2022	03/15/2022	03/15/2022	14042WAC4	PAID DOWN PAR VALUE OF CAPITAL ONE PRIME 2.510% 11/15/23	(16,223.84)	-	16,223.84	(16,311.10)	(87.26)	-
240907004	RCTC 2017 TIFIA PRJ SALES TAX REV	03/15/2022			14042WAC4	INTEREST EARNED ON CAPITAL ONE PRIME 2.510% 11/15/23 $1 PV ON 200.4400 SHARES DUE 3/15/2022 $0.00209/PV ON 95,826.96 PV DUE 3/15/22	-	-	200.44	-	-	-
240907004	RCTC 2017 TIFIA PRJ SALES TAX REV	03/15/2022			14313FAD1	INTEREST EARNED ON CARMAX AUTO OWNER 3.130% 6/15/23 $1 PV ON 109.3300 SHARES DUE 3/15/2022 $0.00261/PV ON 41,917.11 PV DUE 3/15/22	-	-	109.33	-	-	-
240907004	RCTC 2017 TIFIA PRJ SALES TAX REV	03/15/2022	03/15/2022	03/15/2022	14313FAD1	PAID DOWN PAR VALUE OF CARMAX AUTO OWNER 3.130% 6/15/23	(41,917.09)	-	41,917.09	(42,064.32)	(147.23)	-
240907004	RCTC 2017 TIFIA PRJ SALES TAX REV	03/15/2022			14313FAD1	AMORTIZED PREMIUM ON CARMAX AUTO OWNER 3.130% 6/15/23 CURRENT YEAR AMORTIZATION	-	-	-	(17.92)	-	-
240907004	RCTC 2017 TIFIA PRJ SALES TAX REV	03/15/2022			14315FAF4	AMORTIZED PREMIUM ON CARMAX AUTO OWNER 1.090% 3/16/26 CURRENT YEAR AMORTIZATION	-	-	-	(4.85)	-	-
240907004	RCTC 2017 TIFIA PRJ SALES TAX REV	03/15/2022			14315FAF4	INTEREST EARNED ON CARMAX AUTO OWNER 1.090% 3/16/26 $1 PV ON 109.0000 SHARES DUE 3/15/2022 $0.00091/PV ON 120,000.00 PV DUE 3/15/22	-	-	109.00	-	-	-
240907004	RCTC 2017 TIFIA PRJ SALES TAX REV	03/15/2022			14315PAD7	INTEREST EARNED ON CARMAX AUTO OWNER 2.180% 8/15/24 $1 PV ON 397.5400 SHARES DUE 3/15/2022 $0.00182/PV ON 218,831.38 PV DUE 3/15/22	-	-	397.54	-	-	-
240907004	RCTC 2017 TIFIA PRJ SALES TAX REV	03/15/2022	03/15/2022	03/15/2022	14315PAD7	PAID DOWN PAR VALUE OF CARMAX AUTO OWNER 2.180% 8/15/24	(18,538.35)	-	18,538.35	(18,703.81)	(165.46)	-
240907004	RCTC 2017 TIFIA PRJ SALES TAX REV	03/15/2022			14315PAD7	AMORTIZED PREMIUM ON CARMAX AUTO OWNER 2.180% 8/15/24 CURRENT YEAR AMORTIZATION	-	-	-	(123.45)	-	-
240907004	RCTC 2017 TIFIA PRJ SALES TAX REV	03/15/2022			14315XAC2	AMORTIZED PREMIUM ON CARMAX AUTO OWNER 1.890% 12/16/24 CURRENT YEAR AMORTIZATION	-	-	-	(36.40)	-	-
240907004	RCTC 2017 TIFIA PRJ SALES TAX REV	03/15/2022	03/15/2022	03/15/2022	14315XAC2	PAID DOWN PAR VALUE OF CARMAX AUTO OWNER 1.890% 12/16/24	(4,375.80)	-	4,375.80	(4,420.37)	(44.57)	-
240907004	RCTC 2017 TIFIA PRJ SALES TAX REV	03/15/2022			14315XAC2	INTEREST EARNED ON CARMAX AUTO OWNER 1.890% 12/16/24 $1 PV ON 101.1100 SHARES DUE 3/15/2022 $0.00158/PV ON 64,198.76 PV DUE 3/15/22	-	-	101.11	-	-	-

RIVERSIDE COUNTY TRANSPORTATION COMMISSION

2017 Financing STAMP Portfolio Transaction Report by Account
Quarter ended March 31, 2022

Source Account	Account	Transaction Date	Trade Date	Settlement Date	CUSIP	Description	Units	Price	Net Cash Amount	Federal Tax Cost Amount	Short Term Gain/Loss Amount	Long Term Gain/Loss Amount
240907004	RCTC 2017 TIFIA PRJ SALES TAX REV	03/15/2022			14316LAC7	AMORTIZED PREMIUM ON CARMAX AUTO OWNER 2.680% 3/15/24 CURRENT YEAR AMORTIZATION	-	-	-	(200.04)	-	-
240907004	RCTC 2017 TIFIA PRJ SALES TAX REV	03/15/2022	03/15/2022	03/15/2022	14316LAC7	PAID DOWN PAR VALUE OF CARMAX AUTO OWNER 2.680% 3/15/24	(40,467.76)	-	40,467.76	(40,790.09)	(322.33)	-
240907004	RCTC 2017 TIFIA PRJ SALES TAX REV	03/15/2022			14316LAC7	INTEREST EARNED ON CARMAX AUTO OWNER 2.680% 3/15/24 $1 PV ON 737.1800 SHARES DUE 3/15/2022 $0.00223/PV ON 330,082.61 PV DUE 3/15/22	-	-	737.18	-	-	-
240907004	RCTC 2017 TIFIA PRJ SALES TAX REV	03/15/2022			14316NAB5	INTEREST EARNED ON CARMAX AUTO OWNER 0.220% 2/15/24 $1 PV ON 9.7900 SHARES DUE 3/15/2022 $0.00018/PV ON 53,378.37 PV DUE 3/15/22	-	-	9.79	-	-	-
240907004	RCTC 2017 TIFIA PRJ SALES TAX REV	03/15/2022	03/15/2022	03/15/2022	14316NAB5	PAID DOWN PAR VALUE OF CARMAX AUTO OWNER 0.220% 2/15/24	(11,665.49)	-	11,665.49	(11,665.49)	-	-
240907004	RCTC 2017 TIFIA PRJ SALES TAX REV	03/15/2022			14316NAC3	INTEREST EARNED ON CARMAX AUTO OWNER 0.340% 12/15/25 $1 PV ON 45.3300 SHARES DUE 3/15/2022 $0.00028/PV ON 160,000.00 PV DUE 3/15/22	-	-	45.33	-	-	-
240907004	RCTC 2017 TIFIA PRJ SALES TAX REV	03/15/2022			14317CAA0	INTEREST EARNED ON CARMAX AUTO OWNER 0.29197% 2/15/23 $1 PV ON 59.3800 SHARES DUE 3/15/2022 $0.00024/PV ON 244,067.99 PV DUE 3/15/22	-	-	59.38	-	-	-
240907004	RCTC 2017 TIFIA PRJ SALES TAX REV	03/15/2022	03/15/2022	03/15/2022	14317CAA0	PAID DOWN PAR VALUE OF CARMAX AUTO OWNER 0.29197% 2/15/23	(58,203.46)	-	58,203.46	(58,203.46)	-	-
240907004	RCTC 2017 TIFIA PRJ SALES TAX REV	03/15/2022			21684LC59	INTEREST EARNED ON COOPERATIEVE C D 0.14194% 6/15/22 $1 PV ON 375000.0000 SHARES DUE 3/15/2022	-	-	40.83	-	-	-
240907004	RCTC 2017 TIFIA PRJ SALES TAX REV	03/15/2022			233854AC2	INTEREST EARNED ON DAIMLER TRUCKS 1.220% 9/15/23 $1 PV ON 83.4100 SHARES DUE 3/15/2022 $0.00102/PV ON 82,040.30 PV DUE 3/15/22	-	-	83.41	-	-	-
240907004	RCTC 2017 TIFIA PRJ SALES TAX REV	03/15/2022	03/15/2022	03/15/2022	233854AC2	PAID DOWN PAR VALUE OF DAIMLER TRUCKS 1.220% 9/15/23	(9,234.79)	-	9,234.79	(9,259.24)	(24.45)	-
240907004	RCTC 2017 TIFIA PRJ SALES TAX REV	03/15/2022			233854AC2	AMORTIZED PREMIUM ON DAIMLER TRUCKS 1.220% 9/15/23 CURRENT YEAR AMORTIZATION	-	-	-	(22.87)	-	-
240907004	RCTC 2017 TIFIA PRJ SALES TAX REV	03/15/2022	03/15/2022	03/15/2022	31846V203	PURCHASED UNITS OF FIRST AM GOVT OB FD CL Y	287,160.58	1.00	(287,160.58)	287,160.58	-	-
240907004	RCTC 2017 TIFIA PRJ SALES TAX REV	03/15/2022	03/15/2022	03/15/2022	31846V203	PURCHASED UNITS OF FIRST AM GOVT OB FD CL Y	1,585,053.88	1.00	(1,585,053.88)	1,585,053.88	-	-
240907004	RCTC 2017 TIFIA PRJ SALES TAX REV	03/15/2022			345286AA6	INTEREST EARNED ON FORD CR AUTO OWN 0.23886% 2/15/23 $1 PV ON 44.2600 SHARES DUE 3/15/2022 $0.00019/PV ON 238,236.94 PV DUE 3/15/22	-	-	44.26	-	-	-
240907004	RCTC 2017 TIFIA PRJ SALES TAX REV	03/15/2022	03/15/2022	03/15/2022	345286AA6	PAID DOWN PAR VALUE OF FORD CR AUTO OWN 0.23886% 2/15/23	(60,752.64)	-	60,752.64	(60,752.64)	-	-
240907004	RCTC 2017 TIFIA PRJ SALES TAX REV	03/15/2022			34528QHL1	INTEREST EARNED ON FORD CREDIT MSTR 0.64506% 9/15/25 $1 PV ON 212.3300 SHARES DUE 3/15/2022 $0.00054/PV ON 395,000.00 PV DUE 3/15/22	-	-	212.33	-	-	-
240907004	RCTC 2017 TIFIA PRJ SALES TAX REV	03/15/2022			34528QHL1	AMORTIZED PREMIUM ON FORD CREDIT MSTR 0.64506% 9/15/25 CURRENT YEAR AMORTIZATION	-	-	-	(177.12)	-	-
240907004	RCTC 2017 TIFIA PRJ SALES TAX REV	03/15/2022			34531KAD4	AMORTIZED PREMIUM ON FORD CREDIT AUTO 1.870% 3/15/24 CURRENT YEAR AMORTIZATION	-	-	-	(190.12)	-	-
240907004	RCTC 2017 TIFIA PRJ SALES TAX REV	03/15/2022			34531KAD4	INTEREST EARNED ON FORD CREDIT AUTO 1.870% 3/15/24 $1 PV ON 742.5200 SHARES DUE 3/15/2022 $0.00156/PV ON 476,482.00 PV DUE 3/15/22	-	-	742.52	-	-	-
240907004	RCTC 2017 TIFIA PRJ SALES TAX REV	03/15/2022	03/15/2022	03/15/2022	34531KAD4	PAID DOWN PAR VALUE OF FORD CREDIT AUTO 1.870% 3/15/24	(51,478.11)	-	51,478.11	(51,747.33)	(269.22)	-
240907004	RCTC 2017 TIFIA PRJ SALES TAX REV	03/15/2022			58769EAC2	INTEREST EARNED ON MERCEDES BENZ AUTO 0.400% 11/15/23 $1 PV ON 113.3300 SHARES DUE 3/15/2022 $0.00033/PV ON 340,000.00 PV DUE 3/15/22	-	-	113.33	-	-	-
240907004	RCTC 2017 TIFIA PRJ SALES TAX REV	03/15/2022			58769EAC2	AMORTIZED PREMIUM ON MERCEDES BENZ AUTO 0.400% 11/15/23 CURRENT YEAR AMORTIZATION	-	-	-	(19.12)	-	-
240907004	RCTC 2017 TIFIA PRJ SALES TAX REV	03/15/2022			80285RAE8	AMORTIZED PREMIUM ON SANTANDER DRIVE 0.960% 11/15/24 CURRENT YEAR AMORTIZATION	-	-	-	(4.05)	-	-
240907004	RCTC 2017 TIFIA PRJ SALES TAX REV	03/15/2022			80285RAE8	INTEREST EARNED ON SANTANDER DRIVE 0.960% 11/15/24 $1 PV ON 62.3500 SHARES DUE 3/15/2022 $0.00080/PV ON 77,933.00 PV DUE 3/15/22	-	-	62.35	-	-	-
240907004	RCTC 2017 TIFIA PRJ SALES TAX REV	03/15/2022	03/15/2022	03/15/2022	80285RAE8	PAID DOWN PAR VALUE OF SANTANDER DRIVE 0.960% 11/15/24	(29,287.30)	-	29,287.30	(29,313.55)	(26.25)	-
240907004	RCTC 2017 TIFIA PRJ SALES TAX REV	03/15/2022			80286NAE6	INTEREST EARNED ON SANTANDER DRIVE AUTO 0.500% 4/15/25 $1 PV ON 116.6700 SHARES DUE 3/15/2022 $0.00042/PV ON 280,000.00 PV DUE 3/15/22	-	-	116.67	-	-	-
240907004	RCTC 2017 TIFIA PRJ SALES TAX REV	03/15/2022			80286NAF3	INTEREST EARNED ON SANTANDER DRIVE 0.750% 2/17/26 $1 PV ON 62.5100 SHARES DUE 3/15/2022 $0.00063/PV ON 100,000.00 PV DUE 3/15/22	-	-	62.51	-	-	-
240907004	RCTC 2017 TIFIA PRJ SALES TAX REV	03/15/2022			80286NAF3	AMORTIZED PREMIUM ON SANTANDER DRIVE 0.750% 2/17/26 CURRENT YEAR AMORTIZATION	-	-	-	(4.20)	-	-
240907004	RCTC 2017 TIFIA PRJ SALES TAX REV	03/15/2022			86565C6K0	INTEREST EARNED ON SUMITOMO C D 0.13311% 3/15/22 $1 PV ON 800000.0000 SHARES DUE 3/15/2022 ACCRUED INTEREST ON 3/15/2022 MATURITY	-	-	93.33	-	-	-
240907004	RCTC 2017 TIFIA PRJ SALES TAX REV	03/15/2022	03/15/2022	03/15/2022	86565C6K0	MATURED PAR VALUE OF SUMITOMO C D 0.13311% 3/15/22 800,000 PAR VALUE AT 100 %	(800,000.00)	1.00	800,000.00	(800,000.00)	-	-
240907004	RCTC 2017 TIFIA PRJ SALES TAX REV	03/15/2022			89236XAC0	INTEREST EARNED ON TOYOTA AUTO 0.350% 1/15/25 $1 PV ON 87.5000 SHARES DUE 3/15/2022 $0.00029/PV ON 300,000.00 PV DUE 3/15/22	-	-	87.50	-	-	-

RIVERSIDE COUNTY TRANSPORTATION COMMISSION

2017 Financing STAMP Portfolio Transaction Report by Account
Quarter ended March 31, 2022

Source Account	Account	Transaction Date	Trade Date	Settlement Date	CUSIP	Description	Units	Price	Net Cash Amount	Federal Tax Cost Amount	Short Term Gain/Loss Amount	Long Term Gain/Loss Amount
240907004	RCTC 2017 TIFIA PRJ SALES TAX REV	03/15/2022			90655KCF9	INTEREST EARNED ON UNION ELEC CO DISC COML C P 3/15/22 $1 PV ON 450000.0000 SHARES DUE 3/15/2022 450,000 PAR VALUE AT 100 %	-	-	65.62	-	-	-
240907004	RCTC 2017 TIFIA PRJ SALES TAX REV	03/15/2022	03/15/2022	03/15/2022	90655KCF9	MATURED PAR VALUE OF UNION ELEC CO DISC COML C P 3/15/22 450,000 PAR VALUE AT 100 %	(450,000.00)	1.00	449,934.38	(449,934.38)	-	-
240907004	RCTC 2017 TIFIA PRJ SALES TAX REV	03/15/2022			912828ZD5	INTEREST EARNED ON U S TREASURY NT 0.500% 3/15/23 $1 PV ON 850000.0000 SHARES DUE 3/15/2022	-	-	2,125.00	-	-	-
240907004	RCTC 2017 TIFIA PRJ SALES TAX REV	03/15/2022			912828ZD5	AMORTIZED PREMIUM ON U S TREASURY NT 0.500% 3/15/23 CURRENT YEAR AMORTIZATION	-	-	-	(616.05)	-	-
240907004	RCTC 2017 TIFIA PRJ SALES TAX REV	03/15/2022			98162HAC4	AMORTIZED PREMIUM ON WORLD OMNI 1.700% 1/15/23 CURRENT YEAR AMORTIZATION	-	-	-	(33.87)	-	-
240907004	RCTC 2017 TIFIA PRJ SALES TAX REV	03/15/2022	03/15/2022	03/15/2022	98162HAC4	PAID DOWN PAR VALUE OF WORLD OMNI 1.700% 1/15/23	(6,557.50)	-	6,557.50	(6,595.84)	(38.34)	-
240907004	RCTC 2017 TIFIA PRJ SALES TAX REV	03/15/2022			98162HAC4	INTEREST EARNED ON WORLD OMNI 1.700% 1/15/23 $1 PV ON 89.6800 SHARES DUE 3/15/2022 $0.00142/PV ON 63,304.39 PV DUE 3/15/22	-	-	89.68	-	-	-
240907004	RCTC 2017 TIFIA PRJ SALES TAX REV	03/16/2022				CASH RECEIPT TRANSFER FROM INCOME INCOME EARNINGS	-	-	576.08	-	-	-
240907004	RCTC 2017 TIFIA PRJ SALES TAX REV	03/16/2022				CASH DISBURSEMENT TRANSFER TO PRINCIPAL INCOME EARNINGS	-	-	(576.08)	-	-	-
240907004	RCTC 2017 TIFIA PRJ SALES TAX REV	03/16/2022	03/16/2022	03/16/2022	31846V203	SOLD UNITS OF FIRST AM GOVT OB FD CL Y	(109,625.61)	1.00	109,625.61	(109,625.61)	-	-
240907004	RCTC 2017 TIFIA PRJ SALES TAX REV	03/16/2022	03/16/2022	03/16/2022	31846V203	SOLD UNITS OF FIRST AM GOVT OB FD CL Y	(489,290.12)	1.00	489,290.12	(489,290.12)	-	-
240907004	RCTC 2017 TIFIA PRJ SALES TAX REV	03/16/2022			36258MAF1	INTEREST EARNED ON GM FIN CONS ATMB 2.040% 2/18/25 $1 PV ON 510.0000 SHARES DUE 3/16/2022 $0.00170/PV ON 300,000.00 PV DUE 3/16/22	-	-	510.00	-	-	-
240907004	RCTC 2017 TIFIA PRJ SALES TAX REV	03/16/2022			36258MAF1	AMORTIZED PREMIUM ON GM FIN CONS ATMB 2.040% 2/18/25 CURRENT YEAR AMORTIZATION	-	-	-	(266.81)	-	-
240907004	RCTC 2017 TIFIA PRJ SALES TAX REV	03/16/2022			38013FAD3	INTEREST EARNED ON GM FINANCIAL 3.210% 10/16/23 $1 PV ON 91.0600 SHARES DUE 3/16/2022 $0.00268/PV ON 34,042.87 PV DUE 3/16/22	-	-	91.06	-	-	-
240907004	RCTC 2017 TIFIA PRJ SALES TAX REV	03/16/2022			38013FAD3	AMORTIZED PREMIUM ON GM FINANCIAL 3.210% 10/16/23 CURRENT YEAR AMORTIZATION	-	-	-	(8.84)	-	-
240907004	RCTC 2017 TIFIA PRJ SALES TAX REV	03/16/2022	03/16/2022	03/16/2022	38013FAD3	PAID DOWN PAR VALUE OF GM FINANCIAL 3.210% 10/16/23	(10,031.04)	-	10,031.04	(10,058.10)	-	(27.06)
240907004	RCTC 2017 TIFIA PRJ SALES TAX REV	03/16/2022		03/16/2022	442349EJ1	PAID ACCRUED INTEREST ON PURCHASE OF HOUSTON TX ARPT TX 0.883% 7/01/22	-	-	(202.35)	-	-	-
240907004	RCTC 2017 TIFIA PRJ SALES TAX REV	03/16/2022	03/14/2022	03/16/2022	442349EJ1	PURCHASED PAR VALUE OF HOUSTON TX ARPT TX 0.883% 7/01/22 /GOLDUS33 GOLDMAN SACHS NY/110,000 PAR VALUE AT 99.962 %	110,000.00	1.00	(109,958.20)	109,958.20	-	-
240907004	RCTC 2017 TIFIA PRJ SALES TAX REV	03/16/2022			46647PCA2	INTEREST EARNED ON JPMORGAN CHASE CO 0.62934% 3/16/24 $1 PV ON 340000.0000 SHARES DUE 3/16/2022	-	-	534.94	-	-	-
240907004	RCTC 2017 TIFIA PRJ SALES TAX REV	03/16/2022	03/16/2022	03/16/2022	50246YCQ5	PURCHASED PAR VALUE OF L3HARRIS TECHNOLOGIES C P 3/24/22 /MIZUHO SECURITIES USA INC./500,000 PAR VALUE AT 99.984444 %	500,000.00	1.00	(499,922.22)	499,922.22	-	-
240907004	RCTC 2017 TIFIA PRJ SALES TAX REV	03/17/2022			3133T52K8	INTEREST EARNED ON F H L M C MLTCL MTG 6.000% 7/17/24 $1 PV ON 1165.5200 SHARES DUE 3/17/2022 $0.00500/PV ON 233,103.77 PV DUE 3/17/22	-	-	1,165.52	-	-	-
240907004	RCTC 2017 TIFIA PRJ SALES TAX REV	03/17/2022	03/17/2022	03/17/2022	3133T52K8	PAID DOWN PAR VALUE OF F H L M C MLTCL MTG 6.000% 7/17/24	(13,823.22)	-	13,823.22	(14,324.27)	(501.05)	-
240907004	RCTC 2017 TIFIA PRJ SALES TAX REV	03/17/2022			3133T52K8	AMORTIZED PREMIUM ON F H L M C MLTCL MTG 6.000% 7/17/24 CURRENT YEAR AMORTIZATION	-	-	-	(574.23)	-	-
240907004	RCTC 2017 TIFIA PRJ SALES TAX REV	03/17/2022	03/17/2022	03/17/2022	31846V203	SOLD UNITS OF FIRST AM GOVT OB FD CL Y	(1,294,172.57)	1.00	1,294,172.57	(1,294,172.57)	-	-
240907004	RCTC 2017 TIFIA PRJ SALES TAX REV	03/17/2022	03/17/2022	03/17/2022	31846V203	PURCHASED UNITS OF FIRST AM GOVT OB FD CL Y	14,988.74	1.00	(14,988.74)	14,988.74	-	-
240907004	RCTC 2017 TIFIA PRJ SALES TAX REV	03/17/2022		03/17/2022	91282CDE8	PAID ACCRUED INTEREST ON PURCHASE OF U S TREASURY NT 0.325% 10/31/23	-	-	(554.86)	-	-	-
240907004	RCTC 2017 TIFIA PRJ SALES TAX REV	03/17/2022	03/16/2022	03/17/2022	91282CDE8	PURCHASED PAR VALUE OF U S TREASURY NT 0.325% 10/31/23 /NMRIUS33 NOMURA SECS INTL NY/1,150,000 PAR VALUE AT 100.16410087 %	1,150,000.00	1.00	(1,151,887.16)	1,151,887.16	-	-
240907004	RCTC 2017 TIFIA PRJ SALES TAX REV	03/17/2022	03/15/2022	03/17/2022	928075FS4	PURCHASED PAR VALUE OF VIRGINIA PORT AUTH 3.070% 7/01/22 /JPMSUS3X JP MORGAN SEC NY/140,000 PAR VALUE AT 100.588 %	140,000.00	1.01	(140,823.20)	140,823.20	-	-
240907004	RCTC 2017 TIFIA PRJ SALES TAX REV	03/17/2022		03/17/2022	928075FS4	PAID ACCRUED INTEREST ON PURCHASE OF VIRGINIA PORT AUTH 3.070% 7/01/22	-	-	(907.35)	-	-	-
240907004	RCTC 2017 TIFIA PRJ SALES TAX REV	03/18/2022				CASH RECEIPT TRANSFER FROM INCOME INCOME EARNINGS	-	-	220.12	-	-	-
240907004	RCTC 2017 TIFIA PRJ SALES TAX REV	03/18/2022				CASH DISBURSEMENT TRANSFER TO PRINCIPAL INCOME EARNINGS	-	-	(220.12)	-	-	-
240907004	RCTC 2017 TIFIA PRJ SALES TAX REV	03/18/2022	03/18/2022	03/18/2022	31846V203	PURCHASED UNITS OF FIRST AM GOVT OB FD CL Y	14,442.39	1.00	(14,442.39)	14,442.39	-	-
240907004	RCTC 2017 TIFIA PRJ SALES TAX REV	03/18/2022	03/18/2022	03/18/2022	31846V203	SOLD UNITS OF FIRST AM GOVT OB FD CL Y	(133,988.05)	1.00	133,988.05	(133,988.05)	-	-
240907004	RCTC 2017 TIFIA PRJ SALES TAX REV	03/18/2022			43814WAC9	AMORTIZED PREMIUM ON HONDA AUTO 2.830% 3/20/23 CURRENT YEAR AMORTIZATION	-	-	-	(32.57)	-	-
240907004	RCTC 2017 TIFIA PRJ SALES TAX REV	03/18/2022	03/18/2022	03/18/2022	43814WAC9	PAID DOWN PAR VALUE OF HONDA AUTO 2.830% 3/20/23	(14,314.81)	-	14,314.81	(14,370.82)	(56.01)	-

RIVERSIDE COUNTY TRANSPORTATION COMMISSION

2017 Financing STAMP Portfolio Transaction Report by Account
Quarter ended March 31, 2022

Source Account	Account	Transaction Date	Trade Date	Settlement Date	CUSIP	Description	Units	Price	Net Cash Amount	Federal Tax Cost Amount	Short Term Gain/Loss Amount	Long Term Gain/Loss Amount
240907004	RCTC 2017 TIFIA PRJ SALES TAX REV	03/18/2022			43814WAC9	INTEREST EARNED ON HONDA AUTO 2.830% 3/20/23 $1 PV ON 127.5800 SHARES DUE 3/18/2022 $0.00236/PV ON 54,095.44 PV DUE 3/18/22	-	-	127.58	-	-	-
240907004	RCTC 2017 TIFIA PRJ SALES TAX REV	03/18/2022		03/18/2022	79623PEN1	PAID ACCRUED INTEREST ON PURCHASE OF SAN ANTONIO TX 0.478% 2/01/23	-	-	(84.25)	-	-	-
240907004	RCTC 2017 TIFIA PRJ SALES TAX REV	03/18/2022	03/16/2022	03/18/2022	79623PEN1	PURCHASED PAR VALUE OF SAN ANTONIO TX 0.478% 2/01/23 /BARCUS3B BARCLAYS CAP WHIPPANY/135,000 PAR VALUE AT 99.188 %	135,000.00	0.99	(133,903.80)	133,903.80	-	-
240907004	RCTC 2017 TIFIA PRJ SALES TAX REV	03/21/2022				CASH RECEIPT TRANSFER FROM INCOME INCOME EARNINGS	-	-	68.58	-	-	-
240907004	RCTC 2017 TIFIA PRJ SALES TAX REV	03/21/2022				CASH DISBURSEMENT TRANSFER TO PRINCIPAL INCOME EARNINGS	-	-	(68.58)	-	-	-
240907004	RCTC 2017 TIFIA PRJ SALES TAX REV	03/21/2022	03/21/2022	03/21/2022	31846V203	SOLD UNITS OF FIRST AM GOVT OB FD CL Y	(118,093.01)	1.00	118,093.01	(118,093.01)	-	-
240907004	RCTC 2017 TIFIA PRJ SALES TAX REV	03/21/2022			38378JZD7	INTEREST EARNED ON G N M A GTD REMIC 1.500% 12/20/40 $1 PV ON 75.2300 SHARES DUE 3/20/2022 $0.00125/PV ON 60,180.05 PV DUE 3/20/22	-	-	75.23	-	-	-
240907004	RCTC 2017 TIFIA PRJ SALES TAX REV	03/21/2022	03/20/2022	03/21/2022	38378JZD7	PAID DOWN PAR VALUE OF G N M A GTD REMIC 1.500% 12/20/40	(3,021.61)	-	3,021.61	(3,046.30)	(24.69)	-
240907004	RCTC 2017 TIFIA PRJ SALES TAX REV	03/21/2022			38378JZD7	AMORTIZED PREMIUM ON G N M A GTD REMIC 1.500% 12/20/40 CURRENT YEAR AMORTIZATION	-	-	-	(9.11)	-	-
240907004	RCTC 2017 TIFIA PRJ SALES TAX REV	03/21/2022			69350BCM6	INTEREST EARNED ON PPG INDS INC DISC COML C P 3/21/22 $1 PV ON 450000.0000 SHARES DUE 3/21/2022 450,000 PAR VALUE AT 100 %	-	-	118.12	-	-	-
240907004	RCTC 2017 TIFIA PRJ SALES TAX REV	03/21/2022	03/21/2022	03/21/2022	69350BCM6	MATURED PAR VALUE OF PPG INDS INC DISC COML C P 3/21/22 450,000 PAR VALUE AT 100 %	(450,000.00)	1.00	449,881.88	(449,881.88)	-	-
240907004	RCTC 2017 TIFIA PRJ SALES TAX REV	03/21/2022		03/21/2022	912828ZP8	PAID ACCRUED INTEREST ON PURCHASE OF U S TREASURY NT 0.125% 5/15/23	-	-	(252.35)	-	-	-
240907004	RCTC 2017 TIFIA PRJ SALES TAX REV	03/21/2022	03/16/2022	03/21/2022	912828ZP8	PURCHASED PAR VALUE OF U S TREASURY NT 0.125% 5/15/23 /CITADEL SECURITIES LLC/580,000 PAR VALUE AT 98.4375 %	580,000.00	0.98	(570,937.50)	570,937.50	-	-
240907004	RCTC 2017 TIFIA PRJ SALES TAX REV	03/22/2022		03/22/2022	3137B04Y7	PAID ACCRUED INTEREST ON PURCHASE OF F H L M C MLTCL MT 2.615% 1/25/23	-	-	(152.54)	-	-	-
240907004	RCTC 2017 TIFIA PRJ SALES TAX REV	03/22/2022	03/17/2022	03/22/2022	3137B04Y7	PURCHASED PAR VALUE OF F H L M C MLTCL MT 2.615% 1/25/23 /STONEX FINANCIAL INC./BD RATES/100,000 PAR VALUE AT 100.82812 %	100,000.00	1.01	(100,828.12)	100,828.12	-	-
240907004	RCTC 2017 TIFIA PRJ SALES TAX REV	03/22/2022	03/22/2022	03/22/2022	31846V203	SOLD UNITS OF FIRST AM GOVT OB FD CL Y	(401,002.03)	1.00	401,002.03	(401,002.03)	-	-
240907004	RCTC 2017 TIFIA PRJ SALES TAX REV	03/22/2022		03/22/2022	64986MJ63	PAID ACCRUED INTEREST ON PURCHASE OF NEW YORK ST HSG 0.08904% 11/15/36	-	-	(21.37)	-	-	-
240907004	RCTC 2017 TIFIA PRJ SALES TAX REV	03/22/2022	03/16/2022	03/22/2022	64986MJ63	PURCHASED PAR VALUE OF NEW YORK ST HSG 0.08904% 11/15/36 /JPMSUS3X JP MORGAN SEC NY/300,000 PAR VALUE AT 100 %	300,000.00	1.00	(300,000.00)	300,000.00	-	-
240907004	RCTC 2017 TIFIA PRJ SALES TAX REV	03/23/2022	03/23/2022	03/23/2022	31846V203	SOLD UNITS OF FIRST AM GOVT OB FD CL Y	(499,922.36)	1.00	499,922.36	(499,922.36)	-	-
240907004	RCTC 2017 TIFIA PRJ SALES TAX REV	03/23/2022	03/23/2022	03/23/2022	31846V203	PURCHASED UNITS OF FIRST AM GOVT OB FD CL Y	400,000.00	1.00	(400,000.00)	400,000.00	-	-
240907004	RCTC 2017 TIFIA PRJ SALES TAX REV	03/23/2022	03/23/2022	03/23/2022	63743DCP4	MATURED PAR VALUE OF NATIONAL RURAL UTILS C P 3/23/22 400,000 PAR VALUE AT 100 %	(400,000.00)	1.00	399,953.78	(399,953.78)	-	-
240907004	RCTC 2017 TIFIA PRJ SALES TAX REV	03/23/2022			63743DCP4	INTEREST EARNED ON NATIONAL RURAL UTILS C P 3/23/22 $1 PV ON 400000.0000 SHARES DUE 3/23/2022 400,000 PAR VALUE AT 100 %	-	-	46.22	-	-	-
240907004	RCTC 2017 TIFIA PRJ SALES TAX REV	03/23/2022	03/23/2022	03/23/2022	63743DD57	PURCHASED PAR VALUE OF NATIONAL RURAL C P 4/05/22 /RBC CAPITAL MARKETS, LLC/500,000 PAR VALUE AT 99.984472 %	500,000.00	1.00	(499,922.36)	499,922.36	-	-
240907004	RCTC 2017 TIFIA PRJ SALES TAX REV	03/24/2022	03/22/2022	03/24/2022	161571HP2	PURCHASED PAR VALUE OF CHASE ISSUANCE TRUST 1.530% 1/15/25 /STONEX FINANCIAL INC./BD RATES/200,000 PAR VALUE AT 99.808595 %	200,000.00	1.00	(199,617.19)	199,617.19	-	-
240907004	RCTC 2017 TIFIA PRJ SALES TAX REV	03/24/2022		03/24/2022	161571HP2	PAID ACCRUED INTEREST ON PURCHASE OF CHASE ISSUANCE TRUST 1.530% 1/15/25	-	-	(76.50)	-	-	-
240907004	RCTC 2017 TIFIA PRJ SALES TAX REV	03/24/2022	03/24/2022	03/24/2022	31846V203	PURCHASED UNITS OF FIRST AM GOVT OB FD CL Y	300,306.31	1.00	(300,306.31)	300,306.31	-	-
240907004	RCTC 2017 TIFIA PRJ SALES TAX REV	03/24/2022			50246YCQ5	INTEREST EARNED ON L3HARRIS TECHNOLOGIES C P 3/24/22 $1 PV ON 500000.0000 SHARES DUE 3/24/2022 500,000 PAR VALUE AT 100 %	-	-	77.78	-	-	-
240907004	RCTC 2017 TIFIA PRJ SALES TAX REV	03/24/2022	03/24/2022	03/24/2022	50246YCQ5	MATURED PAR VALUE OF L3HARRIS TECHNOLOGIES C P 3/24/22 500,000 PAR VALUE AT 100 %	(500,000.00)	1.00	499,922.22	(499,922.22)	-	-
240907004	RCTC 2017 TIFIA PRJ SALES TAX REV	03/25/2022				CASH DISBURSEMENT TRANSFER TO PRINCIPAL INCOME EARNINGS	-	-	(1,232.80)	-	-	-
240907004	RCTC 2017 TIFIA PRJ SALES TAX REV	03/25/2022				CASH RECEIPT TRANSFER FROM INCOME INCOME EARNINGS	-	-	1,232.80	-	-	-
240907004	RCTC 2017 TIFIA PRJ SALES TAX REV	03/25/2022		03/25/2022	3136AGP89	PAID ACCRUED INTEREST ON PURCHASE OF F N M A GTD REMIC 3.000% 3/25/40	-	-	(403.76)	-	-	-
240907004	RCTC 2017 TIFIA PRJ SALES TAX REV	03/25/2022	03/22/2022	03/25/2022	3136AGP89	PURCHASED PAR VALUE OF F N M A GTD REMIC 3.000% 3/25/40 /STEPHENS, INC./201,878.48 PAR VALUE AT 100.56250161 %	201,878.48	1.01	(203,014.05)	203,014.05	-	-
240907004	RCTC 2017 TIFIA PRJ SALES TAX REV	03/25/2022			3137B7YX1	INTEREST EARNED ON F H L M C MLTCL MTG 2.592% 4/25/23 $1 PV ON 469.2500 SHARES DUE 3/25/2022 $0.00216/PV ON 217,246.19 PV DUE 3/25/22	-	-	469.25	-	-	-

RIVERSIDE COUNTY TRANSPORTATION COMMISSION

2017 Financing STAMP Portfolio Transaction Report by Account
Quarter ended March 31, 2022

Source Account	Account	Transaction Date	Trade Date	Settlement Date	CUSIP	Description	Units	Price	Net Cash Amount	Federal Tax Cost Amount	Short Term Gain/Loss Amount	Long Term Gain/Loss Amount
240907004	RCTC 2017 TIFIA PRJ SALES TAX REV	03/25/2022			3137B7YX1	AMORTIZED PREMIUM ON F H L M C MLTCL MTG 2.592% 4/25/23 CURRENT YEAR AMORTIZATION	-	-	-	(76.32)	-	-
240907004	RCTC 2017 TIFIA PRJ SALES TAX REV	03/25/2022	03/25/2022	03/25/2022	3137B7YX1	PAID DOWN PAR VALUE OF F H L M C MLTCL MTG 2.592% 4/25/23	(18,740.43)	-	18,740.43	(18,833.54)	-	(93.11)
240907004	RCTC 2017 TIFIA PRJ SALES TAX REV	03/25/2022			3137BC2N7	AMORTIZED PREMIUM ON F H L M C MLTCL MTG 2.364% 2/25/23 CURRENT YEAR AMORTIZATION	-	-	-	(17.59)	-	-
240907004	RCTC 2017 TIFIA PRJ SALES TAX REV	03/25/2022	03/25/2022	03/25/2022	3137BC2N7	PAID DOWN PAR VALUE OF F H L M C MLTCL MTG 2.364% 2/25/23	(628.19)	-	628.19	(631.87)	(3.68)	-
240907004	RCTC 2017 TIFIA PRJ SALES TAX REV	03/25/2022			3137BC2N7	INTEREST EARNED ON F H L M C MLTCL MTG 2.364% 2/25/23 $1 PV ON 71.2700 SHARES DUE 3/25/2022 $0.00197/PV ON 36,179.49 PV DUE 3/25/22	-	-	71.27	-	-	-
240907004	RCTC 2017 TIFIA PRJ SALES TAX REV	03/25/2022		03/08/2022	3137BJP56	PAID ACCRUED INTEREST ON PURCHASE OF F H L M C MLTCL MTG 2.697% 1/25/25	-	-	(39.36)	-	-	-
240907004	RCTC 2017 TIFIA PRJ SALES TAX REV	03/25/2022	03/03/2022	03/08/2022	3137BJP56	PURCHASED PAR VALUE OF F H L M C MLTCL MTG 2.697% 1/25/25 /PRSHUS33 PERSHING JERSEY CITY/75,053.67 PAR VALUE AT 101.39063153 %	75,053.67	1.01	(76,097.39)	76,097.39	-	-
240907004	RCTC 2017 TIFIA PRJ SALES TAX REV	03/25/2022			3137BJQ71	INTEREST EARNED ON F H L M C MLTCL MT 2.76996% 5/25/25 $1 PV ON 692.5000 SHARES DUE 3/25/2022 $0.00231/PV ON 300,000.00 PV DUE 3/25/22	-	-	692.50	-	-	-
240907004	RCTC 2017 TIFIA PRJ SALES TAX REV	03/25/2022			3137BJQ71	AMORTIZED PREMIUM ON F H L M C MLTCL MT 2.76996% 5/25/25 CURRENT YEAR AMORTIZATION	-	-	-	(360.56)	-	-
240907004	RCTC 2017 TIFIA PRJ SALES TAX REV	03/25/2022			3137FQXG3	INTEREST EARNED ON F H L M C MLTCL MT 0.41706% 7/25/24 $1 PV ON 29.3700 SHARES DUE 3/25/2022 $0.00035/PV ON 84,505.34 PV DUE 3/25/22	-	-	29.37	-	-	-
240907004	RCTC 2017 TIFIA PRJ SALES TAX REV	03/25/2022			3137G0FJ3	INTEREST EARNED ON F H L M C MLTCL 3.20774% 5/25/25 $1 PV ON 214.0000 SHARES DUE 3/25/2022 $0.00267/PV ON 80,055.24 PV DUE 3/25/22	-	-	214.00	-	-	-
240907004	RCTC 2017 TIFIA PRJ SALES TAX REV	03/25/2022			3137G0FJ3	AMORTIZED PREMIUM ON F H L M C MLTCL 3.20774% 5/25/25 CURRENT YEAR AMORTIZATION	-	-	-	(42.20)	-	-
240907004	RCTC 2017 TIFIA PRJ SALES TAX REV	03/25/2022	03/25/2022	03/25/2022	3137G0FJ3	PAID DOWN PAR VALUE OF F H L M C MLTCL 3.20774% 5/25/25	(4,654.02)	-	4,654.02	(4,699.67)	(45.65)	-
240907004	RCTC 2017 TIFIA PRJ SALES TAX REV	03/25/2022			31416BTW8	AMORTIZED PREMIUM ON F N M A #995265 5.500% 1/01/24 CURRENT YEAR AMORTIZATION	-	-	-	(34.98)	-	-
240907004	RCTC 2017 TIFIA PRJ SALES TAX REV	03/25/2022	03/25/2022	03/25/2022	31416BTW8	PAID DOWN PAR VALUE OF F N M A #995265 5.500% 1/01/24 FEBRUARY FNMA DUE 3/25/22	(6,137.58)	-	6,137.58	(6,174.13)	-	(36.55)
240907004	RCTC 2017 TIFIA PRJ SALES TAX REV	03/25/2022			31416BTW8	INTEREST EARNED ON F N M A #995265 5.500% 1/01/24 $1 PV ON 286.5800 SHARES DUE 3/25/2022 FEBRUARY FNMA DUE 3/25/22	-	-	286.58	-	-	-
240907004	RCTC 2017 TIFIA PRJ SALES TAX REV	03/25/2022	03/25/2022	03/25/2022	31846V203	SOLD UNITS OF FIRST AM GOVT OB FD CL Y	(171,494.62)	1.00	171,494.62	(171,494.62)	-	-
240907004	RCTC 2017 TIFIA PRJ SALES TAX REV	03/25/2022	03/25/2022	03/25/2022	31846V203	PURCHASED UNITS OF FIRST AM GOVT OB FD CL Y	2,512.44	1.00	(2,512.44)	2,512.44	-	-
240907004	RCTC 2017 TIFIA PRJ SALES TAX REV	03/28/2022			06367CLT2	INTEREST EARNED ON BANK MONTREAL C D 0.20147% 9/27/22 $1 PV ON 225000.0000 SHARES DUE 3/27/2022	-	-	125.38	-	-	-
240907004	RCTC 2017 TIFIA PRJ SALES TAX REV	03/28/2022	03/28/2022	03/28/2022	31846V203	PURCHASED UNITS OF FIRST AM GOVT OB FD CL Y	99,134.45	1.00	(99,134.45)	99,134.45	-	-
240907004	RCTC 2017 TIFIA PRJ SALES TAX REV	03/28/2022	03/28/2022	03/28/2022	31846V203	PURCHASED UNITS OF FIRST AM GOVT OB FD CL Y	125.38	1.00	(125.38)	125.38	-	-
240907004	RCTC 2017 TIFIA PRJ SALES TAX REV	03/28/2022	03/28/2022	03/28/2022	46640QCU3	MATURED PAR VALUE OF J P MORGAN SECS LLC C P 3/28/22 350,000 PAR VALUE AT 100 %	(350,000.00)	1.00	349,914.93	(349,914.93)	-	-
240907004	RCTC 2017 TIFIA PRJ SALES TAX REV	03/28/2022			46640QCU3	INTEREST EARNED ON J P MORGAN SECS LLC C P 3/28/22 $1 PV ON 350000.0000 SHARES DUE 3/28/2022 350,000 PAR VALUE AT 100 %	-	-	85.07	-	-	-
240907004	RCTC 2017 TIFIA PRJ SALES TAX REV	03/28/2022	03/24/2022	03/28/2022	87166PAF8	PURCHASED PAR VALUE OF SYNCHRONY CARD 2.340% 6/16/25 /BNPAUS3N BNP PARIBAS NEW YORK/250,000 PAR VALUE AT 100.26172 %	250,000.00	1.00	(250,654.30)	250,654.30	-	-
240907004	RCTC 2017 TIFIA PRJ SALES TAX REV	03/28/2022		03/28/2022	87166PAF8	PAID ACCRUED INTEREST ON PURCHASE OF SYNCHRONY CARD 2.340% 6/16/25	-	-	(211.25)	-	-	-
240907004	RCTC 2017 TIFIA PRJ SALES TAX REV	03/29/2022	03/29/2022	03/29/2022	05916SCV0	MATURED PAR VALUE OF BALTIMORE GAS C P 3/29/22 575,000 PAR VALUE AT 100 %	(575,000.00)	1.00	574,760.42	(574,760.42)	-	-
240907004	RCTC 2017 TIFIA PRJ SALES TAX REV	03/29/2022			05916SCV0	INTEREST EARNED ON BALTIMORE GAS C P 3/29/22 $1 PV ON 575000.0000 SHARES DUE 3/29/2022 575,000 PAR VALUE AT 100 %	-	-	239.58	-	-	-
240907004	RCTC 2017 TIFIA PRJ SALES TAX REV	03/29/2022		03/29/2022	3137B1U75	PAID ACCRUED INTEREST ON PURCHASE OF F H L M C MLTCL MT 3.22404% 1/25/23	-	-	(54.66)	-	-	-
240907004	RCTC 2017 TIFIA PRJ SALES TAX REV	03/29/2022	03/24/2022	03/29/2022	3137B1U75	PURCHASED PAR VALUE OF F H L M C MLTCL MT 3.22404% 1/25/23 /HILLTOP SECURITIES INC./27,867.92 PAR VALUE AT 100.13282367 %	27,867.92	1.00	(27,904.94)	27,904.94	-	-
240907004	RCTC 2017 TIFIA PRJ SALES TAX REV	03/29/2022	03/24/2022	03/29/2022	3137BSPW7	PURCHASED PAR VALUE OF F H L M C MLTCL MTG 2.454% 8/25/23 /RAYMOND JAMES/FI/188,591.41 PAR VALUE AT 100.4726578 %	188,591.41	1.00	(189,482.80)	189,482.80	-	-
240907004	RCTC 2017 TIFIA PRJ SALES TAX REV	03/29/2022		03/29/2022	3137BSPW7	PAID ACCRUED INTEREST ON PURCHASE OF F H L M C MLTCL MTG 2.454% 8/25/23	-	-	(359.96)	-	-	-
240907004	RCTC 2017 TIFIA PRJ SALES TAX REV	03/29/2022	03/29/2022	03/29/2022	31846V203	PURCHASED UNITS OF FIRST AM GOVT OB FD CL Y	357,197.64	1.00	(357,197.64)	357,197.64	-	-
240907004	RCTC 2017 TIFIA PRJ SALES TAX REV	03/31/2022		03/31/2022	06739GCR8	PAID ACCRUED INTEREST ON PURCHASE OF BARCLAYS BANK PLC 1.700% 5/12/22	-	-	(1,969.17)	-	-	-
240907004	RCTC 2017 TIFIA PRJ SALES TAX REV	03/31/2022	03/31/2022	03/31/2022	06739GCR8	PURCHASED PAR VALUE OF BARCLAYS BANK PLC 1.700% 5/12/22 /J.P. MORGAN SECURITIES LLC/300,000 PAR VALUE AT 100.055 %	300,000.00	1.00	(300,165.00)	300,165.00	-	-

RIVERSIDE COUNTY TRANSPORTATION COMMISSION

2017 Financing STAMP Portfolio Transaction Report by Account
Quarter ended March 31, 2022

Source Account	Account	Transaction Date	Trade Date	Settlement Date	CUSIP	Description	Units	Price	Net Cash Amount	Federal Tax Cost Amount	Short Term Gain/Loss Amount	Long Term Gain/Loss Amount
240907004	RCTC 2017 TIFIA PRJ SALES TAX REV	03/31/2022	03/31/2022	03/31/2022	31846V203	SOLD UNITS OF FIRST AM GOVT OB FD CL Y	(302,134.17)	1.00	302,134.17	(302,134.17)	-	-
240907004	RCTC 2017 TIFIA PRJ SALES TAX REV	03/31/2022	03/31/2022	03/31/2022	31846V203	SOLD UNITS OF FIRST AM GOVT OB FD CL Y	(200,244.83)	1.00	200,244.83	(200,244.83)	-	-
240907004	RCTC 2017 TIFIA PRJ SALES TAX REV	03/31/2022	03/29/2022	03/31/2022	34528QHB3	PURCHASED PAR VALUE OF FORD CREDIT 0.7384% 9/15/24 /BARCUS3B BARCLAYS CAP WHIPPANY/200,000 PAR VALUE AT 100.078125 %	200,000.00	1.00	(200,156.25)	200,156.25	-	-
240907004	RCTC 2017 TIFIA PRJ SALES TAX REV	03/31/2022		03/31/2022	34528QHB3	PAID ACCRUED INTEREST ON PURCHASE OF FORD CREDIT 0.7384% 9/15/24	-	-	(88.58)	-	-	-
									(78,236.75)	**(8,288,919.39)**	**(9,433.51)**	**789.51**
240907020	RCTC 2017 TIFIA RAMP UP FD	01/03/2022			31846V203	INTEREST EARNED ON FIRST AM GOVT OB FD CL Y UNIT ON 0.0000 SHARES DUE 12/31/2021 INTEREST FROM 12/1/21 TO 12/31/21	-	-	0.64	-	-	-
240907020	RCTC 2017 TIFIA RAMP UP FD	01/03/2022	01/03/2022	01/03/2022	31846V203	PURCHASED UNITS OF FIRST AM GOVT OB FD CL Y	7.69	1.00	(7.69)	7.69	-	-
240907020	RCTC 2017 TIFIA RAMP UP FD	01/03/2022	01/03/2022	01/03/2022	31846V203	PURCHASED UNITS OF FIRST AM GOVT OB FD CL Y	83,550.54	1.00	(83,550.54)	83,550.54	-	-
240907020	RCTC 2017 TIFIA RAMP UP FD	01/03/2022		12/31/2021	91282CCQ2	PAID ACCRUED INTEREST ON PURCHASE OF U S TREASURY NT 0.00001% 7/31/23	-	-	28.98	-	-	-
240907020	RCTC 2017 TIFIA RAMP UP FD	01/03/2022		12/31/2021	91282CCQ2	PAID ACCRUED INTEREST ON PURCHASE OF U S TREASURY NT 0.00001% 7/31/23	-	-	(21.29)	-	-	-
240907020	RCTC 2017 TIFIA RAMP UP FD	01/03/2022	12/30/2021	12/31/2021	91282CCQ2	PURCHASED PAR VALUE OF U S TREASURY NT 0.00001% 7/31/23 /DEUTSCHE BANK SECURITIES, INC./150,000 PAR VALUE AT 100.04644 %	150,000.00	1.00	(150,069.66)	150,069.66	-	-
240907020	RCTC 2017 TIFIA RAMP UP FD	01/03/2022	12/30/2021	12/31/2021	91282CCQ2	PURCHASE-REV PAR VALUE OF U S TREASURY NT 0.00001% 7/31/23 /DEUTSCHE BANK SECURITIES, INC./150,000 PAR VALUE AT 100.04644 %	(150,000.00)	(1.00)	150,069.66	(150,069.66)	-	-
240907020	RCTC 2017 TIFIA RAMP UP FD	01/04/2022				CASH RECEIPT TRANSFER FROM INCOME INCOME EARNINGS	-	-	0.64	-	-	-
240907020	RCTC 2017 TIFIA RAMP UP FD	01/04/2022				CASH DISBURSEMENT TRANSFER TO PRINCIPAL INCOME EARNINGS	-	-	(0.64)	-	-	-
240907020	RCTC 2017 TIFIA RAMP UP FD	01/04/2022	01/04/2022	01/04/2022	31846V203	PURCHASED UNITS OF FIRST AM GOVT OB FD CL Y	0.64	1.00	(0.64)	0.64	-	-
240907020	RCTC 2017 TIFIA RAMP UP FD	01/13/2022				CASH RECEIPT TRANSFER FROM INCOME INCOME EARNINGS	-	-	4,750.00	-	-	-
240907020	RCTC 2017 TIFIA RAMP UP FD	01/13/2022				CASH DISBURSEMENT TRANSFER TO PRINCIPAL INCOME EARNINGS	-	-	(4,750.00)	-	-	-
240907020	RCTC 2017 TIFIA RAMP UP FD	01/13/2022			3137EADB2	AMORTIZED PREMIUM ON F H L M C M T N 2.375% 1/13/22 CURRENT YEAR AMORTIZATION	-	-	-	(93.54)	-	-
240907020	RCTC 2017 TIFIA RAMP UP FD	01/13/2022	01/13/2022	01/13/2022	3137EADB2	MATURED PAR VALUE OF F H L M C M T N 2.375% 1/13/22 400,000 PAR VALUE AT 100 %	(400,000.00)	1.00	400,000.00	(400,000.00)	-	-
240907020	RCTC 2017 TIFIA RAMP UP FD	01/13/2022			3137EADB2	INTEREST EARNED ON F H L M C M T N 2.375% 1/13/22 $1 PV ON 400000.0000 SHARES DUE 1/13/2022	-	-	4,750.00	-	-	-
240907020	RCTC 2017 TIFIA RAMP UP FD	01/13/2022	01/13/2022	01/13/2022	31846V203	PURCHASED UNITS OF FIRST AM GOVT OB FD CL Y	404,750.00	1.00	(404,750.00)	404,750.00	-	-
240907020	RCTC 2017 TIFIA RAMP UP FD	01/18/2022				CASH RECEIPT TRANSFER FROM INCOME INCOME EARNINGS	-	-	1,563.10	-	-	-
240907020	RCTC 2017 TIFIA RAMP UP FD	01/18/2022				CASH DISBURSEMENT TRANSFER TO PRINCIPAL INCOME EARNINGS	-	-	(1,563.10)	-	-	-
240907020	RCTC 2017 TIFIA RAMP UP FD	01/18/2022			3128MMT52	INTEREST EARNED ON F H L M C GD G18571 2.500% 10/01/30 $1 PV ON 373.3000 SHARES DUE 1/15/2022 DECEMBER FHLMC DUE 1/15/22	-	-	373.30	-	-	-
240907020	RCTC 2017 TIFIA RAMP UP FD	01/18/2022			3128MMT52	AMORTIZED PREMIUM ON F H L M C GD G18571 2.500% 10/01/30 CURRENT YEAR AMORTIZATION	-	-	-	(68.55)	-	-
240907020	RCTC 2017 TIFIA RAMP UP FD	01/18/2022	01/15/2022	01/18/2022	3128MMT52	PAID DOWN PAR VALUE OF F H L M C GD G18571 2.500% 10/01/30 DECEMBER FHLMC DUE 1/15/22	(5,946.11)	-	5,946.11	(6,173.11)	(227.00)	-
240907020	RCTC 2017 TIFIA RAMP UP FD	01/18/2022	01/15/2022	01/18/2022	3128MMUL5	PAID DOWN PAR VALUE OF F H L M C GD G18586 2.500% 2/01/31 DECEMBER FHLMC DUE 1/15/22	(388.20)	-	388.20	(404.39)	(16.19)	-
240907020	RCTC 2017 TIFIA RAMP UP FD	01/18/2022			3128MMUL5	INTEREST EARNED ON F H L M C GD G18586 2.500% 2/01/31 $1 PV ON 30.7300 SHARES DUE 1/15/2022 DECEMBER FHLMC DUE 1/15/22	-	-	30.73	-	-	-
240907020	RCTC 2017 TIFIA RAMP UP FD	01/18/2022			3128MMUL5	AMORTIZED PREMIUM ON F H L M C GD G18586 2.500% 2/01/31 CURRENT YEAR AMORTIZATION	-	-	-	(5.97)	-	-
240907020	RCTC 2017 TIFIA RAMP UP FD	01/18/2022			31307NP40	AMORTIZED PREMIUM ON F H L M C GD J32243 3.000% 7/01/30 CURRENT YEAR AMORTIZATION	-	-	-	(42.41)	-	-
240907020	RCTC 2017 TIFIA RAMP UP FD	01/18/2022			31307NP40	INTEREST EARNED ON F H L M C GD J32243 3.000% 7/01/30 $1 PV ON 178.6900 SHARES DUE 1/15/2022 DECEMBER FHLMC DUE 1/15/22	-	-	178.69	-	-	-
240907020	RCTC 2017 TIFIA RAMP UP FD	01/18/2022	01/15/2022	01/18/2022	31307NP40	PAID DOWN PAR VALUE OF F H L M C GD J32243 3.000% 7/01/30 DECEMBER FHLMC DUE 1/15/22	(1,350.93)	-	1,350.93	(1,428.06)	(77.13)	-
240907020	RCTC 2017 TIFIA RAMP UP FD	01/18/2022			3137AQQE1	AMORTIZED PREMIUM ON F H L M C MLTCL MTG 1.500% 5/15/27 CURRENT YEAR AMORTIZATION	-	-	-	(7.05)	-	-
240907020	RCTC 2017 TIFIA RAMP UP FD	01/18/2022			3137AQQE1	INTEREST EARNED ON F H L M C MLTCL MTG 1.500% 5/15/27 $1 PV ON 41.5200 SHARES DUE 1/15/2022 $0.00125/PV ON 33,217.70 PV DUE 1/15/22	-	-	41.52	-	-	-
240907020	RCTC 2017 TIFIA RAMP UP FD	01/18/2022	01/15/2022	01/18/2022	3137AQQE1	PAID DOWN PAR VALUE OF F H L M C MLTCL MTG 1.500% 5/15/27	(947.42)	-	947.42	(959.61)	(12.19)	-
240907020	RCTC 2017 TIFIA RAMP UP FD	01/18/2022	01/15/2022	01/18/2022	3137AWWM3	PAID DOWN PAR VALUE OF F H L M C MLTCL MTG 1.250% 12/15/27	(520.88)	-	520.88	(525.61)	(4.73)	-
240907020	RCTC 2017 TIFIA RAMP UP FD	01/18/2022			3137AWWM3	INTEREST EARNED ON F H L M C MLTCL MTG 1.250% 12/15/27 $1 PV ON 18.6700 SHARES DUE 1/15/2022 $0.00104/PV ON 17,919.03 PV DUE 1/15/22	-	-	18.67	-	-	-
240907020	RCTC 2017 TIFIA RAMP UP FD	01/18/2022			3137AWWM3	AMORTIZED PREMIUM ON F H L M C MLTCL MTG 1.250% 12/15/27 CURRENT YEAR AMORTIZATION	-	-	-	(2.47)	-	-

2017 Financing STAMP Portfolio Transaction Report by Account
Quarter ended March 31, 2022

Source Account	Account	Transaction Date	Trade Date	Settlement Date	CUSIP	Description	Units	Price	Net Cash Amount	Federal Tax Cost Amount	Short Term Gain/Loss Amount	Long Term Gain/Loss Amount
240907020	RCTC 2017 TIFIA RAMP UP FD	01/18/2022			3137AYSH5	AMORTIZED PREMIUM ON F H L M C MLTCL MTG 1.750% 12/15/42 CURRENT YEAR AMORTIZATION	-	-	-	(14.38)	-	-
240907020	RCTC 2017 TIFIA RAMP UP FD	01/18/2022	01/15/2022	01/18/2022	3137AYSH5	PAID DOWN PAR VALUE OF F H L M C MLTCL MTG 1.750% 12/15/42	(2,555.75)	-	2,555.75	(2,606.25)	(50.50)	-
240907020	RCTC 2017 TIFIA RAMP UP FD	01/18/2022			3137AYSH5	INTEREST EARNED ON F H L M C MLTCL MTG 1.750% 12/15/42 $1 PV ON 154.8500 SHARES DUE 1/15/2022 $0.00146/PV ON 106,177.17 PV DUE 1/15/22	-	-	154.85	-	-	-
240907020	RCTC 2017 TIFIA RAMP UP FD	01/18/2022	01/15/2022	01/18/2022	3137B2Z78	PAID DOWN PAR VALUE OF F H L M C MLTCL MTG 1.400% 7/15/23	(3,450.35)	-	3,450.35	(3,456.74)	(6.39)	-
240907020	RCTC 2017 TIFIA RAMP UP FD	01/18/2022			3137B2Z78	INTEREST EARNED ON F H L M C MLTCL MTG 1.400% 7/15/23 $1 PV ON 23.9300 SHARES DUE 1/15/2022 $0.00117/PV ON 20,514.10 PV DUE 1/15/22	-	-	23.93	-	-	-
240907020	RCTC 2017 TIFIA RAMP UP FD	01/18/2022			3137B2Z78	AMORTIZED PREMIUM ON F H L M C MLTCL MTG 1.400% 7/15/23 CURRENT YEAR AMORTIZATION	-	-	-	(1.96)	-	-
240907020	RCTC 2017 TIFIA RAMP UP FD	01/18/2022	01/15/2022	01/18/2022	3137B6DF5	PAID DOWN PAR VALUE OF F H L M C MLTCL MTG 2.000% 11/15/26	(3,100.46)	-	3,100.46	(3,145.83)	(45.37)	-
240907020	RCTC 2017 TIFIA RAMP UP FD	01/18/2022			3137B6DF5	INTEREST EARNED ON F H L M C MLTCL MTG 2.000% 11/15/26 $1 PV ON 85.0600 SHARES DUE 1/15/2022 $0.00167/PV ON 51,033.38 PV DUE 1/15/22	-	-	85.06	-	-	-
240907020	RCTC 2017 TIFIA RAMP UP FD	01/18/2022			3137B6DF5	AMORTIZED PREMIUM ON F H L M C MLTCL MTG 2.000% 11/15/26 CURRENT YEAR AMORTIZATION	-	-	-	(14.15)	-	-
240907020	RCTC 2017 TIFIA RAMP UP FD	01/18/2022			3137B84S3	INTEREST EARNED ON F H L M C MLTCL MTG 2.000% 2/15/29 $1 PV ON 47.8200 SHARES DUE 1/15/2022 $0.00167/PV ON 28,693.08 PV DUE 1/15/22	-	-	47.82	-	-	-
240907020	RCTC 2017 TIFIA RAMP UP FD	01/18/2022	01/15/2022	01/18/2022	3137B84S3	PAID DOWN PAR VALUE OF F H L M C MLTCL MTG 2.000% 2/15/29	(1,709.51)	-	1,709.51	(1,688.14)	-	21.37
240907020	RCTC 2017 TIFIA RAMP UP FD	01/18/2022	01/15/2022	01/18/2022	3137B9RN7	PAID DOWN PAR VALUE OF F H L M C MLTCL MTG 2.500% 12/15/27	(2,894.93)	-	2,894.93	(2,937.64)	(42.71)	-
240907020	RCTC 2017 TIFIA RAMP UP FD	01/18/2022			3137B9RN7	INTEREST EARNED ON F H L M C MLTCL MTG 2.500% 12/15/27 $1 PV ON 112.1100 SHARES DUE 1/15/2022 $0.00208/PV ON 53,817.04 PV DUE 1/15/22	-	-	112.11	-	-	-
240907020	RCTC 2017 TIFIA RAMP UP FD	01/18/2022			3137B9RN7	AMORTIZED PREMIUM ON F H L M C MLTCL MTG 2.500% 12/15/27 CURRENT YEAR AMORTIZATION	-	-	-	(11.92)	-	-
240907020	RCTC 2017 TIFIA RAMP UP FD	01/18/2022	01/18/2022	01/18/2022	31846V203	PURCHASED UNITS OF FIRST AM GOVT OB FD CL Y	32,466.09	1.00	(32,466.09)	32,466.09	-	-
240907020	RCTC 2017 TIFIA RAMP UP FD	01/18/2022			36176XQB8	INTEREST EARNED ON G N M A #779250 3.000% 5/15/27 $1 PV ON 337.8700 SHARES DUE 1/15/2022 DECEMBER GNMA DUE 1/15/22	-	-	337.87	-	-	-
240907020	RCTC 2017 TIFIA RAMP UP FD	01/18/2022	01/15/2022	01/18/2022	36176XQB8	PAID DOWN PAR VALUE OF G N M A #779250 3.000% 5/15/27 DECEMBER GNMA DUE 1/15/22	(5,196.56)	-	5,196.56	(5,366.13)	(169.57)	-
240907020	RCTC 2017 TIFIA RAMP UP FD	01/18/2022			36176XQB8	AMORTIZED PREMIUM ON G N M A #779250 3.000% 5/15/27 CURRENT YEAR AMORTIZATION	-	-	-	(70.48)	-	-
240907020	RCTC 2017 TIFIA RAMP UP FD	01/18/2022			38375XCM4	INTEREST EARNED ON G N M A GTD REMIC 5.000% 11/16/37 $1 PV ON 7.6500 SHARES DUE 1/16/2022 $0.00417/PV ON 1,835.79 PV DUE 1/16/22	-	-	7.65	-	-	-
240907020	RCTC 2017 TIFIA RAMP UP FD	01/18/2022	01/16/2022	01/18/2022	38375XCM4	PAID DOWN PAR VALUE OF G N M A GTD REMIC 5.000% 11/16/37	(718.84)	-	718.84	(730.04)	-	(11.20)
240907020	RCTC 2017 TIFIA RAMP UP FD	01/18/2022			38375XCM4	AMORTIZED PREMIUM ON G N M A GTD REMIC 5.000% 11/16/37 CURRENT YEAR AMORTIZATION	-	-	-	(0.28)	-	-
240907020	RCTC 2017 TIFIA RAMP UP FD	01/18/2022			38376T5Z1	AMORTIZED PREMIUM ON G N M A GTD REMIC 3.000% 1/16/39 CURRENT YEAR AMORTIZATION	-	-	-	(7.98)	-	-
240907020	RCTC 2017 TIFIA RAMP UP FD	01/18/2022	01/16/2022	01/18/2022	38376T5Z1	PAID DOWN PAR VALUE OF G N M A GTD REMIC 3.000% 1/16/39	(785.76)	-	785.76	(810.19)	(24.43)	-
240907020	RCTC 2017 TIFIA RAMP UP FD	01/18/2022			38376T5Z1	INTEREST EARNED ON G N M A GTD REMIC 3.000% 1/16/39 $1 PV ON 65.0000 SHARES DUE 1/16/2022 $0.00250/PV ON 26,001.85 PV DUE 1/16/22	-	-	65.00	-	-	-
240907020	RCTC 2017 TIFIA RAMP UP FD	01/18/2022			38376V2E6	AMORTIZED PREMIUM ON G N M A GTD REMIC 4.000% 7/16/39 CURRENT YEAR AMORTIZATION	-	-	-	(2.46)	-	-
240907020	RCTC 2017 TIFIA RAMP UP FD	01/18/2022			38376V2E6	INTEREST EARNED ON G N M A GTD REMIC 4.000% 7/16/39 $1 PV ON 36.4600 SHARES DUE 1/16/2022 $0.00333/PV ON 10,937.06 PV DUE 1/16/22	-	-	36.46	-	-	-
240907020	RCTC 2017 TIFIA RAMP UP FD	01/18/2022	01/16/2022	01/18/2022	38376V2E6	PAID DOWN PAR VALUE OF G N M A GTD REMIC 4.000% 7/16/39	(377.40)	-	377.40	(386.24)	-	(8.84)
240907020	RCTC 2017 TIFIA RAMP UP FD	01/18/2022	01/16/2022	01/18/2022	38378VC45	PAID DOWN PAR VALUE OF G N M A GTD REMIC 2.250% 12/16/41	(959.89)	-	959.89	(925.24)	-	34.65
240907020	RCTC 2017 TIFIA RAMP UP FD	01/18/2022			38378VC45	INTEREST EARNED ON G N M A GTD REMIC 2.250% 12/16/41 $1 PV ON 49.4400 SHARES DUE 1/16/2022 $0.00188/PV ON 26,368.71 PV DUE 1/16/22	-	-	49.44	-	-	-
240907020	RCTC 2017 TIFIA RAMP UP FD	01/20/2022				CASH DISBURSEMENT TRANSFER TO PRINCIPAL INCOME EARNINGS	-	-	(325.95)	-	-	-
240907020	RCTC 2017 TIFIA RAMP UP FD	01/20/2022				CASH RECEIPT TRANSFER FROM INCOME INCOME EARNINGS	-	-	325.95	-	-	-
240907020	RCTC 2017 TIFIA RAMP UP FD	01/20/2022	01/20/2022	01/20/2022	31846V203	PURCHASED UNITS OF FIRST AM GOVT OB FD CL Y	1,278.00	1.00	(1,278.00)	1,278.00	-	-
240907020	RCTC 2017 TIFIA RAMP UP FD	01/20/2022	01/20/2022	01/20/2022	31846V203	PURCHASED UNITS OF FIRST AM GOVT OB FD CL Y	7,603.60	1.00	(7,603.60)	7,603.60	-	-
240907020	RCTC 2017 TIFIA RAMP UP FD	01/20/2022	01/20/2022	01/20/2022	36179NAJ7	PAID DOWN PAR VALUE OF G N M A I I #MA0909 3.000% 4/20/28 DECEMBER GNMA DUE 1/20/22	(274.75)	-	274.75	(283.93)	-	(9.18)
240907020	RCTC 2017 TIFIA RAMP UP FD	01/20/2022			36179NAJ7	INTEREST EARNED ON G N M A I I #MA0909 3.000% 4/20/28 $1 PV ON 24.8600 SHARES DUE 1/20/2022 DECEMBER GNMA DUE 1/20/22	-	-	24.86	-	-	-
240907020	RCTC 2017 TIFIA RAMP UP FD	01/20/2022			36179NAJ7	AMORTIZED PREMIUM ON G N M A I I #MA0909 3.000% 4/20/28 CURRENT YEAR AMORTIZATION	-	-	-	(6.30)	-	-

RIVERSIDE COUNTY TRANSPORTATION COMMISSION

2017 Financing STAMP Portfolio Transaction Report by Account
Quarter ended March 31, 2022

Source Account	Account	Transaction Date	Trade Date	Settlement Date	CUSIP	Description	Units	Price	Net Cash Amount	Federal Tax Cost Amount	Short Term Gain/Loss Amount	Long Term Gain/Loss Amount
240907020	RCTC 2017 TIFIA RAMP UP FD	01/20/2022			36179NHK7	INTEREST EARNED ON G N M A I I #MA1134 3.000% 7/20/28 $1 PV ON 178.2300 SHARES DUE 1/20/2022 DECEMBER GNMA DUE 1/20/22	-	-	178.23	-	-	-
240907020	RCTC 2017 TIFIA RAMP UP FD	01/20/2022			36179NHK7	AMORTIZED PREMIUM ON G N M A I I #MA1134 3.000% 7/20/28 CURRENT YEAR AMORTIZATION	-	-	-	(31.97)	-	-
240907020	RCTC 2017 TIFIA RAMP UP FD	01/20/2022	01/20/2022	01/20/2022	36179NHK7	PAID DOWN PAR VALUE OF G N M A I I #MA1134 3.000% 7/20/28 DECEMBER GNMA DUE 1/20/22	(2,920.42)	-	2,920.42	(2,991.91)	-	(71.49)
240907020	RCTC 2017 TIFIA RAMP UP FD	01/20/2022	01/20/2022	01/20/2022	36179NKP2	PAID DOWN PAR VALUE OF G N M A II #MA1202 2.500% 8/20/28 P & I DUE 01/20/22	(576.41)	-	576.41	(595.12)	(18.71)	-
240907020	RCTC 2017 TIFIA RAMP UP FD	01/20/2022			36179NKP2	INTEREST EARNED ON G N M A II #MA1202 2.500% 8/20/28 $1 PV ON 42.8900 SHARES DUE 1/20/2022 P & I DUE 01/20/22	-	-	42.89	-	-	-
240907020	RCTC 2017 TIFIA RAMP UP FD	01/20/2022			36179NKP2	AMORTIZED PREMIUM ON G N M A II #MA1202 2.500% 8/20/28 CURRENT YEAR AMORTIZATION	-	-	-	(11.65)	-	-
240907020	RCTC 2017 TIFIA RAMP UP FD	01/20/2022			36202F2H8	INTEREST EARNED ON G N M A I I #005276 3.000% 1/20/27 $1 PV ON 37.4700 SHARES DUE 1/20/2022 P & I DUE 01/20/22	-	-	37.47	-	-	-
240907020	RCTC 2017 TIFIA RAMP UP FD	01/20/2022	01/20/2022	01/20/2022	36202F2H8	PAID DOWN PAR VALUE OF G N M A I I #005276 3.000% 1/20/27 P & I DUE 01/20/22	(621.23)	-	621.23	(628.23)	-	(7.00)
240907020	RCTC 2017 TIFIA RAMP UP FD	01/20/2022			36202F2H8	AMORTIZED PREMIUM ON G N M A I I #005276 3.000% 1/20/27 CURRENT YEAR AMORTIZATION	-	-	-	(3.87)	-	-
240907020	RCTC 2017 TIFIA RAMP UP FD	01/20/2022	01/20/2022	01/20/2022	36202F3H7	PAID DOWN PAR VALUE OF G N M A I I #005300 3.000% 2/20/27 DECEMBER GNMA DUE 1/20/22	(563.15)	-	563.15	(578.36)	-	(15.21)
240907020	RCTC 2017 TIFIA RAMP UP FD	01/20/2022			36202F3H7	AMORTIZED PREMIUM ON G N M A I I #005300 3.000% 2/20/27 CURRENT YEAR AMORTIZATION	-	-	-	(10.14)	-	-
240907020	RCTC 2017 TIFIA RAMP UP FD	01/20/2022			36202F3H7	INTEREST EARNED ON G N M A I I #005300 3.000% 2/20/27 $1 PV ON 41.5500 SHARES DUE 1/20/2022 DECEMBER GNMA DUE 1/20/22	-	-	41.55	-	-	-
240907020	RCTC 2017 TIFIA RAMP UP FD	01/20/2022	01/20/2022	01/20/2022	38377LFC7	PAID DOWN PAR VALUE OF G N M A GTD REMIC 2.500% 12/20/39	(1,201.13)	-	1,201.13	(1,211.43)	(10.30)	-
240907020	RCTC 2017 TIFIA RAMP UP FD	01/20/2022			38377LFC7	AMORTIZED PREMIUM ON G N M A GTD REMIC 2.500% 12/20/39 CURRENT YEAR AMORTIZATION	-	-	-	(0.40)	-	-
240907020	RCTC 2017 TIFIA RAMP UP FD	01/20/2022			38377LFC7	INTEREST EARNED ON G N M A GTD REMIC 2.500% 12/20/39 $1 PV ON 9.0000 SHARES DUE 1/20/2022 $0.00208/PV ON 4,319.96 PV DUE 1/20/22	-	-	9.00	-	-	-
240907020	RCTC 2017 TIFIA RAMP UP FD	01/20/2022			38377QKH9	INTEREST EARNED ON G N M A GTD REMIC 3.000% 8/20/40 $1 PV ON 13.9100 SHARES DUE 1/20/2022 $0.00250/PV ON 5,564.03 PV DUE 1/20/22	-	-	13.91	-	-	-
240907020	RCTC 2017 TIFIA RAMP UP FD	01/20/2022	01/20/2022	01/20/2022	38377QKH9	PAID DOWN PAR VALUE OF G N M A GTD REMIC 3.000% 8/20/40	(389.52)	-	389.52	(393.64)	-	(4.12)
240907020	RCTC 2017 TIFIA RAMP UP FD	01/20/2022			38377QKH9	AMORTIZED PREMIUM ON G N M A GTD REMIC 3.000% 8/20/40 CURRENT YEAR AMORTIZATION	-	-	-	(0.61)	-	-
240907020	RCTC 2017 TIFIA RAMP UP FD	01/20/2022	01/20/2022	01/20/2022	38378HAU0	PAID DOWN PAR VALUE OF G N M A GTD REMIC 1.500% 8/20/27	(1,579.83)	-	1,579.83	(1,598.33)	(18.50)	-
240907020	RCTC 2017 TIFIA RAMP UP FD	01/20/2022			38378HAU0	INTEREST EARNED ON G N M A GTD REMIC 1.500% 8/20/27 $1 PV ON 49.1100 SHARES DUE 1/20/2022 $0.00125/PV ON 39,288.79 PV DUE 1/20/22	-	-	49.11	-	-	-
240907020	RCTC 2017 TIFIA RAMP UP FD	01/20/2022			38378HAU0	AMORTIZED PREMIUM ON G N M A GTD REMIC 1.500% 8/20/27 CURRENT YEAR AMORTIZATION	-	-	-	(9.92)	-	-
240907020	RCTC 2017 TIFIA RAMP UP FD	01/20/2022			38378JZD7	INTEREST EARNED ON G N M A GTD REMIC 1.500% 12/20/40 $1 PV ON 9.2900 SHARES DUE 1/20/2022 $0.00125/PV ON 7,432.62 PV DUE 1/20/22	-	-	9.29	-	-	-
240907020	RCTC 2017 TIFIA RAMP UP FD	01/20/2022	01/20/2022	01/20/2022	38378JZD7	PAID DOWN PAR VALUE OF G N M A GTD REMIC 1.500% 12/20/40	(348.85)	-	348.85	(344.49)	-	4.36
240907020	RCTC 2017 TIFIA RAMP UP FD	01/21/2022				CASH RECEIPT TRANSFER FROM INCOME INCOME EARNINGS	-	-	80.36	-	-	-
240907020	RCTC 2017 TIFIA RAMP UP FD	01/21/2022				CASH DISBURSEMENT TRANSFER TO PRINCIPAL INCOME EARNINGS	-	-	(80.36)	-	-	-
240907020	RCTC 2017 TIFIA RAMP UP FD	01/24/2022	01/24/2022	01/24/2022	31846V203	SOLD UNITS OF FIRST AM GOVT OB FD CL Y	(500,546.42)	1.00	500,546.42	(500,546.42)	-	-
240907020	RCTC 2017 TIFIA RAMP UP FD	01/24/2022		01/24/2022	91282CDE8	PAID ACCRUED INTEREST ON PURCHASE OF U S TREASURY NT 0.325% 10/31/23	-	-	(126.06)	-	-	-
240907020	RCTC 2017 TIFIA RAMP UP FD	01/24/2022	01/21/2022	01/24/2022	91282CDE8	PURCHASED PAR VALUE OF U S TREASURY NT 0.325% 10/31/23 /JCSIUS33 HSBC SECS USA NY/500,000 PAR VALUE AT 100.084072 %	500,000.00	1.00	(500,420.36)	500,420.36	-	-
240907020	RCTC 2017 TIFIA RAMP UP FD	01/25/2022				CASH DISBURSEMENT TRANSFER TO PRINCIPAL INCOME EARNINGS	-	-	(4,078.48)	-	-	-
240907020	RCTC 2017 TIFIA RAMP UP FD	01/25/2022				CASH RECEIPT TRANSFER FROM INCOME INCOME EARNINGS	-	-	4,078.48	-	-	-
240907020	RCTC 2017 TIFIA RAMP UP FD	01/25/2022			3132A8GL7	INTEREST EARNED ON F H L M C #ZS7403 3.000% 5/01/31 $1 PV ON 140.6600 SHARES DUE 1/25/2022 DECEMBER FHLMC DUE 1/25/22	-	-	140.66	-	-	-
240907020	RCTC 2017 TIFIA RAMP UP FD	01/25/2022	01/25/2022	01/25/2022	3132A8GL7	PAID DOWN PAR VALUE OF F H L M C #ZS7403 3.000% 5/01/31 DECEMBER FHLMC DUE 1/25/22	(1,321.66)	-	1,321.66	(1,393.31)	(71.65)	-
240907020	RCTC 2017 TIFIA RAMP UP FD	01/25/2022			3132A8GL7	AMORTIZED PREMIUM ON F H L M C #ZS7403 3.000% 5/01/31 CURRENT YEAR AMORTIZATION	-	-	-	(52.36)	-	-
240907020	RCTC 2017 TIFIA RAMP UP FD	01/25/2022	01/25/2022	01/25/2022	3132AEF68	PAID DOWN PAR VALUE OF F H L M C #ZT1989 3.500% 1/01/33 DECEMBER FHLMC DUE 1/25/22	(928.59)	-	928.59	(996.95)	(68.36)	-
240907020	RCTC 2017 TIFIA RAMP UP FD	01/25/2022			3132AEF68	INTEREST EARNED ON F H L M C #ZT1989 3.500% 1/01/33 $1 PV ON 109.9500 SHARES DUE 1/25/2022 DECEMBER FHLMC DUE 1/25/22	-	-	109.95	-	-	-
240907020	RCTC 2017 TIFIA RAMP UP FD	01/25/2022			3132AEF68	AMORTIZED PREMIUM ON F H L M C #ZT1989 3.500% 1/01/33 CURRENT YEAR AMORTIZATION	-	-	-	(46.94)	-	-

RIVERSIDE COUNTY TRANSPORTATION COMMISSION

2017 Financing STAMP Portfolio Transaction Report by Account
Quarter ended March 31, 2022

Source Account	Account	Transaction Date	Trade Date	Settlement Date	CUSIP	Description	Units	Price	Net Cash Amount	Federal Tax Cost Amount	Short Term Gain/Loss Amount	Long Term Gain/Loss Amount
240907020	RCTC 2017 TIFIA RAMP UP FD	01/25/2022			3132AEFC5	INTEREST EARNED ON F H L M C #ZT1963 3.500% 11/01/30 $1 PV ON 219.4200 SHARES DUE 1/25/2022 DECEMBER FHLMC DUE 1/25/22	-	-	219.42	-	-	-
240907020	RCTC 2017 TIFIA RAMP UP FD	01/25/2022	01/25/2022	01/25/2022	3132AEFC5	PAID DOWN PAR VALUE OF F H L M C #ZT1963 3.500% 11/01/30 DECEMBER FHLMC DUE 1/25/22	(1,878.71)	-	1,878.71	(1,983.60)	(48.09)	(56.80)
240907020	RCTC 2017 TIFIA RAMP UP FD	01/25/2022			3132AEFC5	AMORTIZED PREMIUM ON F H L M C #ZT1963 3.500% 11/01/30 CURRENT YEAR AMORTIZATION	-	-	-	(82.69)	-	-
240907020	RCTC 2017 TIFIA RAMP UP FD	01/25/2022	01/25/2022	01/25/2022	3133Q5GZ3	PAID DOWN PAR VALUE OF F H L M C GTD REMIC 1.000% 9/25/33	(1,857.45)	-	1,857.45	(1,876.64)	-	(19.19)
240907020	RCTC 2017 TIFIA RAMP UP FD	01/25/2022			3133Q5GZ3	AMORTIZED PREMIUM ON F H L M C GTD REMIC 1.000% 9/25/33 CURRENT YEAR AMORTIZATION	-	-	-	(12.69)	-	-
240907020	RCTC 2017 TIFIA RAMP UP FD	01/25/2022			3133Q5GZ3	INTEREST EARNED ON F H L M C GTD REMIC 1.000% 9/25/33 $1 PV ON 46.8800 SHARES DUE 1/25/2022 $0.00083/PV ON 56,252.95 PV DUE 1/25/22	-	-	46.88	-	-	-
240907020	RCTC 2017 TIFIA RAMP UP FD	01/25/2022			3136A72D3	INTEREST EARNED ON F N M A GTD REMIC 2.482% 4/25/22 $1 PV ON 5.4000 SHARES DUE 1/25/2022 $0.00207/PV ON 2,610.55 PV DUE 1/25/22	-	-	5.40	-	-	-
240907020	RCTC 2017 TIFIA RAMP UP FD	01/25/2022	01/25/2022	01/25/2022	3136A72D3	PAID DOWN PAR VALUE OF F N M A GTD REMIC 2.482% 4/25/22	(497.40)	-	497.40	(497.66)	-	(0.26)
240907020	RCTC 2017 TIFIA RAMP UP FD	01/25/2022			3136A72D3	AMORTIZED PREMIUM ON F N M A GTD REMIC 2.482% 4/25/22 CURRENT YEAR AMORTIZATION	-	-	-	(0.37)	-	-
240907020	RCTC 2017 TIFIA RAMP UP FD	01/25/2022	01/25/2022	01/25/2022	3136A7D25	PAID DOWN PAR VALUE OF F N M A GTD REMIC 3.000% 7/25/41	(1,645.26)	-	1,645.26	(1,660.84)	(15.58)	-
240907020	RCTC 2017 TIFIA RAMP UP FD	01/25/2022			3136A7D25	AMORTIZED PREMIUM ON F N M A GTD REMIC 3.000% 7/25/41 CURRENT YEAR AMORTIZATION	-	-	-	(2.59)	-	-
240907020	RCTC 2017 TIFIA RAMP UP FD	01/25/2022			3136A7D25	INTEREST EARNED ON F N M A GTD REMIC 3.000% 7/25/41 $1 PV ON 50.3600 SHARES DUE 1/25/2022 $0.00250/PV ON 20,145.73 PV DUE 1/25/22	-	-	50.36	-	-	-
240907020	RCTC 2017 TIFIA RAMP UP FD	01/25/2022			3136A8SX9	INTEREST EARNED ON F N M A GTD REMIC 1.500% 9/25/27 $1 PV ON 19.4700 SHARES DUE 1/25/2022 $0.00125/PV ON 15,575.14 PV DUE 1/25/22	-	-	19.47	-	-	-
240907020	RCTC 2017 TIFIA RAMP UP FD	01/25/2022	01/25/2022	01/25/2022	3136A8SX9	PAID DOWN PAR VALUE OF F N M A GTD REMIC 1.500% 9/25/27	(739.20)	-	739.20	(749.10)	(9.90)	-
240907020	RCTC 2017 TIFIA RAMP UP FD	01/25/2022			3136A8SX9	AMORTIZED PREMIUM ON F N M A GTD REMIC 1.500% 9/25/27 CURRENT YEAR AMORTIZATION	-	-	-	(5.61)	-	-
240907020	RCTC 2017 TIFIA RAMP UP FD	01/25/2022	01/25/2022	01/25/2022	3136A96F0	PAID DOWN PAR VALUE OF F N M A GTD REMIC 2.183% 11/25/22	(305.04)	-	305.04	(295.66)	-	9.38
240907020	RCTC 2017 TIFIA RAMP UP FD	01/25/2022			3136A96F0	INTEREST EARNED ON F N M A GTD REMIC 2.183% 11/25/22 $1 PV ON 50.8600 SHARES DUE 1/25/2022 $0.00182/PV ON 27,943.32 PV DUE 1/25/22	-	-	50.86	-	-	-
240907020	RCTC 2017 TIFIA RAMP UP FD	01/25/2022			3136A96F0	INTEREST EARNED ON F N M A GTD REMIC 2.183% 11/25/22 $1 PV ON 27943.3200 SHARES DUE 1/25/2022 PENALTY PAYMENT	-	-	0.32	-	-	-
240907020	RCTC 2017 TIFIA RAMP UP FD	01/25/2022			3136ABNZ2	INTEREST EARNED ON F N M A GTD REMIC 2.000% 11/25/42 $1 PV ON 29.4000 SHARES DUE 1/25/2022 $0.00167/PV ON 17,642.78 PV DUE 1/25/22	-	-	29.40	-	-	-
240907020	RCTC 2017 TIFIA RAMP UP FD	01/25/2022	01/25/2022	01/25/2022	3136ABNZ2	PAID DOWN PAR VALUE OF F N M A GTD REMIC 2.000% 11/25/42	(640.00)	-	640.00	(650.45)	(10.45)	-
240907020	RCTC 2017 TIFIA RAMP UP FD	01/25/2022			3136ABNZ2	AMORTIZED PREMIUM ON F N M A GTD REMIC 2.000% 11/25/42 CURRENT YEAR AMORTIZATION	-	-	-	(3.82)	-	-
240907020	RCTC 2017 TIFIA RAMP UP FD	01/25/2022	01/25/2022	01/25/2022	3136AC7J4	PAID DOWN PAR VALUE OF F N M A GTD REMIC 2.596% 3/25/23	(4,004.76)	-	4,004.76	(3,938.90)	-	65.86
240907020	RCTC 2017 TIFIA RAMP UP FD	01/25/2022			3136AC7J4	INTEREST EARNED ON F N M A GTD REMIC 2.596% 3/25/23 $1 PV ON 43.3100 SHARES DUE 1/25/2022 $0.00213/PV ON 20,293.78 PV DUE 1/25/22	-	-	43.31	-	-	-
240907020	RCTC 2017 TIFIA RAMP UP FD	01/25/2022			3136AC7J4	INTEREST EARNED ON F N M A GTD REMIC 2.596% 3/25/23 $1 PV ON 20293.7800 SHARES DUE 1/25/2022 PENALTY PAYMENT	-	-	55.93	-	-	-
240907020	RCTC 2017 TIFIA RAMP UP FD	01/25/2022			3136ADZA0	INTEREST EARNED ON F N M A GTD REMIC 1.250% 4/25/28 $1 PV ON 40.7100 SHARES DUE 1/25/2022 $0.00104/PV ON 39,079.72 PV DUE 1/25/22	-	-	40.71	-	-	-
240907020	RCTC 2017 TIFIA RAMP UP FD	01/25/2022	01/25/2022	01/25/2022	3136ADZA0	PAID DOWN PAR VALUE OF F N M A GTD REMIC 1.250% 4/25/28	(1,289.73)	-	1,289.73	(1,301.12)	(11.39)	-
240907020	RCTC 2017 TIFIA RAMP UP FD	01/25/2022			3136ADZA0	AMORTIZED PREMIUM ON F N M A GTD REMIC 1.250% 4/25/28 CURRENT YEAR AMORTIZATION	-	-	-	(8.58)	-	-
240907020	RCTC 2017 TIFIA RAMP UP FD	01/25/2022	01/25/2022	01/25/2022	3136AEY84	PAID DOWN PAR VALUE OF F N M A GTD REMIC 1.750% 7/25/28	(505.35)	-	505.35	(512.88)	(7.53)	-
240907020	RCTC 2017 TIFIA RAMP UP FD	01/25/2022			3136AEY84	INTEREST EARNED ON F N M A GTD REMIC 1.750% 7/25/28 $1 PV ON 25.7800 SHARES DUE 1/25/2022 $0.00146/PV ON 17,679.26 PV DUE 1/25/22	-	-	25.78	-	-	-
240907020	RCTC 2017 TIFIA RAMP UP FD	01/25/2022			3136AEY84	AMORTIZED PREMIUM ON F N M A GTD REMIC 1.750% 7/25/28 CURRENT YEAR AMORTIZATION	-	-	-	(6.32)	-	-
240907020	RCTC 2017 TIFIA RAMP UP FD	01/25/2022			3136AMM48	INTEREST EARNED ON F N M A GTD REMIC 2.509% 7/25/22 $1 PV ON 44.7400 SHARES DUE 1/25/2022 $0.00209/PV ON 21,399.04 PV DUE 1/25/22	-	-	44.74	-	-	-
240907020	RCTC 2017 TIFIA RAMP UP FD	01/25/2022	01/25/2022	01/25/2022	3136AMM48	PAID DOWN PAR VALUE OF F N M A GTD REMIC 2.509% 7/25/22	(14,771.20)	-	14,771.20	(14,420.38)	-	350.82
240907020	RCTC 2017 TIFIA RAMP UP FD	01/25/2022	01/25/2022	01/25/2022	3136AQZK9	PAID DOWN PAR VALUE OF F N M A GTD REMIC 2.000% 11/25/31	(2,133.57)	-	2,133.57	(2,186.84)	(53.27)	-

RIVERSIDE COUNTY TRANSPORTATION COMMISSION

2017 Financing STAMP Portfolio Transaction Report by Account
Quarter ended March 31, 2022

Source Account	Account	Transaction Date	Trade Date	Settlement Date	CUSIP	Description	Units	Price	Net Cash Amount	Federal Tax Cost Amount	Short Term Gain/Loss Amount	Long Term Gain/Loss Amount
240907020	RCTC 2017 TIFIA RAMP UP FD	01/25/2022			3136AQZK9	INTEREST EARNED ON F N M A GTD REMIC 2.000% 11/25/31 $1 PV ON 91.8400 SHARES DUE 1/25/2022 $0.00167/PV ON 55,102.93 PV DUE 1/25/22	-	-	91.84	-	-	-
240907020	RCTC 2017 TIFIA RAMP UP FD	01/25/2022			3136AQZK9	AMORTIZED PREMIUM ON F N M A GTD REMIC 2.000% 11/25/31 CURRENT YEAR AMORTIZATION	-	-	-	(26.67)	-	-
240907020	RCTC 2017 TIFIA RAMP UP FD	01/25/2022			3137AYCE9	INTEREST EARNED ON F H L M C MLTCL MTG 2.682% 10/25/22 $1 PV ON 222.5300 SHARES DUE 1/25/2022 $0.00224/PV ON 99,568.05 PV DUE 1/25/22	-	-	222.53	-	-	-
240907020	RCTC 2017 TIFIA RAMP UP FD	01/25/2022	01/25/2022	01/25/2022	3137AYCE9	PAID DOWN PAR VALUE OF F H L M C MLTCL MTG 2.682% 10/25/22	(244.83)	414.33	244.83	(246.07)	-	(1.24)
240907020	RCTC 2017 TIFIA RAMP UP FD	01/25/2022			3137AYCE9	AMORTIZED PREMIUM ON F H L M C MLTCL MTG 2.682% 10/25/22 CURRENT YEAR AMORTIZATION	-	-	-	(44.35)	-	-
240907020	RCTC 2017 TIFIA RAMP UP FD	01/25/2022			3137B1U75	INTEREST EARNED ON F H L M C MLTCL MT 3.22404% 1/25/23 $1 PV ON 199.8000 SHARES DUE 1/25/2022 $0.00210/PV ON 95,068.38 PV DUE 1/25/22	-	-	199.80	-	-	-
240907020	RCTC 2017 TIFIA RAMP UP FD	01/25/2022	01/25/2022	01/25/2022	3137B1U75	PAID DOWN PAR VALUE OF F H L M C MLTCL MT 3.22404% 1/25/23	(315.29)	321.74	315.29	(309.95)	-	5.34
240907020	RCTC 2017 TIFIA RAMP UP FD	01/25/2022			3137B3NW4	INTEREST EARNED ON F H L M C MLTCL MTG 2.778% 9/25/22 $1 PV ON 48.4800 SHARES DUE 1/25/2022 $0.00232/PV ON 20,941.62 PV DUE 1/25/22	-	-	48.48	-	-	-
240907020	RCTC 2017 TIFIA RAMP UP FD	01/25/2022	01/25/2022	01/25/2022	3137B3NW4	PAID DOWN PAR VALUE OF F H L M C MLTCL MTG 2.778% 9/25/22	(2,328.15)	-	2,328.15	(2,308.14)	-	20.01
240907020	RCTC 2017 TIFIA RAMP UP FD	01/25/2022			3137B7YY9	INTEREST EARNED ON F H L M C MLTCL MT 3.490% 1/25/24 $1 PV ON 607.8400 SHARES DUE 1/25/2022 $0.00291/PV ON 209,000.00 PV DUE 1/25/22	-	-	607.84	-	-	-
240907020	RCTC 2017 TIFIA RAMP UP FD	01/25/2022			3137B7YY9	AMORTIZED PREMIUM ON F H L M C MLTCL MT 3.490% 1/25/24 CURRENT YEAR AMORTIZATION	-	-	-	(375.58)	-	-
240907020	RCTC 2017 TIFIA RAMP UP FD	01/25/2022			3137BDCW4	INTEREST EARNED ON F H L M C MLTCL MTG 3.303% 7/25/24 $1 PV ON 481.6900 SHARES DUE 1/25/2022 $0.00275/PV ON 175,000.00 PV DUE 1/25/22	-	-	481.69	-	-	-
240907020	RCTC 2017 TIFIA RAMP UP FD	01/25/2022			3137BDCW4	AMORTIZED PREMIUM ON F H L M C MLTCL MTG 3.303% 7/25/24 CURRENT YEAR AMORTIZATION	-	-	-	(288.70)	-	-
240907020	RCTC 2017 TIFIA RAMP UP FD	01/25/2022			3137BFE80	INTEREST EARNED ON F H L M C MLTCL MTG 2.720% 8/25/24 $1 PV ON 151.2100 SHARES DUE 1/25/2022 $0.00227/PV ON 66,710.64 PV DUE 1/25/22	-	-	151.21	-	-	-
240907020	RCTC 2017 TIFIA RAMP UP FD	01/25/2022	01/25/2022	01/25/2022	3137BFE80	PAID DOWN PAR VALUE OF F H L M C MLTCL MTG 2.720% 8/25/24	(1,704.54)	-	1,704.54	(1,752.02)	-	(47.48)
240907020	RCTC 2017 TIFIA RAMP UP FD	01/25/2022			3137BFE80	AMORTIZED PREMIUM ON F H L M C MLTCL MTG 2.720% 8/25/24 CURRENT YEAR AMORTIZATION	-	-	-	(47.29)	-	-
240907020	RCTC 2017 TIFIA RAMP UP FD	01/25/2022			3137BJQ71	AMORTIZED PREMIUM ON F H L M C MLTCL MT 2.76996% 5/25/25 CURRENT YEAR AMORTIZATION	-	-	-	(186.69)	-	-
240907020	RCTC 2017 TIFIA RAMP UP FD	01/25/2022			3137BJQ71	INTEREST EARNED ON F H L M C MLTCL MT 2.76996% 5/25/25 $1 PV ON 346.2500 SHARES DUE 1/25/2022 $0.00231/PV ON 150,000.00 PV DUE 1/25/22	-	-	346.25	-	-	-
240907020	RCTC 2017 TIFIA RAMP UP FD	01/25/2022	01/25/2022	01/25/2022	3137BLW87	PAID DOWN PAR VALUE OF F H L M C MLTCL MTG 2.802% 1/25/25	(3,953.14)	-	3,953.14	(4,106.10)	(152.96)	-
240907020	RCTC 2017 TIFIA RAMP UP FD	01/25/2022			3137BLW87	INTEREST EARNED ON F H L M C MLTCL MTG 2.802% 1/25/25 $1 PV ON 402.5000 SHARES DUE 1/25/2022 $0.00234/PV ON 172,375.70 PV DUE 1/25/22	-	-	402.50	-	-	-
240907020	RCTC 2017 TIFIA RAMP UP FD	01/25/2022			3137BLW87	AMORTIZED PREMIUM ON F H L M C MLTCL MTG 2.802% 1/25/25 CURRENT YEAR AMORTIZATION	-	-	-	(146.06)	-	-
240907020	RCTC 2017 TIFIA RAMP UP FD	01/25/2022			3137BQBY2	INTEREST EARNED ON F H L M C MLTCL MT 2.18304% 5/25/22 $1 PV ON 31.0700 SHARES DUE 1/25/2022 $0.00182/PV ON 17,079.64 PV DUE 1/25/22	-	-	31.07	-	-	-
240907020	RCTC 2017 TIFIA RAMP UP FD	01/25/2022	01/25/2022	01/25/2022	3137BQBY2	PAID DOWN PAR VALUE OF F H L M C MLTCL MT 2.18304% 5/25/22	(531.25)	-	531.25	(531.66)	-	(0.41)
240907020	RCTC 2017 TIFIA RAMP UP FD	01/25/2022			3137BQBY2	AMORTIZED PREMIUM ON F H L M C MLTCL MT 2.18304% 5/25/22 CURRENT YEAR AMORTIZATION	-	-	-	(2.62)	-	-
240907020	RCTC 2017 TIFIA RAMP UP FD	01/25/2022			3138EJPZ5	INTEREST EARNED ON F N M A #AL2239 3.370% 7/01/22 $1 PV ON 3.5400 SHARES DUE 1/25/2022 DECEMBER FNMA DUE 1/25/22	-	-	3.54	-	-	-
240907020	RCTC 2017 TIFIA RAMP UP FD	01/25/2022	01/25/2022	01/25/2022	3138EJPZ5	PAID DOWN PAR VALUE OF F N M A #AL2239 3.370% 7/01/22 DECEMBER FNMA DUE 1/25/22	(4.06)	-	4.06	(4.07)	-	(0.01)
240907020	RCTC 2017 TIFIA RAMP UP FD	01/25/2022			3138EJPZ5	AMORTIZED PREMIUM ON F N M A #AL2239 3.370% 7/01/22 CURRENT YEAR AMORTIZATION	-	-	-	(0.50)	-	-
240907020	RCTC 2017 TIFIA RAMP UP FD	01/25/2022			3138EQRJ3	INTEREST EARNED ON F N M A #AL7688 3.500% 11/01/30 $1 PV ON 483.5300 SHARES DUE 1/25/2022 DECEMBER FNMA DUE 1/25/22	-	-	483.53	-	-	-
240907020	RCTC 2017 TIFIA RAMP UP FD	01/25/2022	01/25/2022	01/25/2022	3138EQRJ3	PAID DOWN PAR VALUE OF F N M A #AL7688 3.500% 11/01/30 DECEMBER FNMA DUE 1/25/22	(4,027.47)	-	4,027.47	(4,260.59)	(233.12)	-
240907020	RCTC 2017 TIFIA RAMP UP FD	01/25/2022			3138EQRJ3	AMORTIZED PREMIUM ON F N M A #AL7688 3.500% 11/01/30 CURRENT YEAR AMORTIZATION	-	-	-	(188.93)	-	-
240907020	RCTC 2017 TIFIA RAMP UP FD	01/25/2022			3138ETQP4	AMORTIZED PREMIUM ON F N M A #AL8561 3.500% 6/01/31 CURRENT YEAR AMORTIZATION	-	-	-	(39.91)	-	-
240907020	RCTC 2017 TIFIA RAMP UP FD	01/25/2022	01/25/2022	01/25/2022	3138ETQP4	PAID DOWN PAR VALUE OF F N M A #AL8561 3.500% 6/01/31 DECEMBER FNMA DUE 1/25/22	(935.48)	-	935.48	(996.46)	(60.98)	-
240907020	RCTC 2017 TIFIA RAMP UP FD	01/25/2022			3138ETQP4	INTEREST EARNED ON F N M A #AL8561 3.500% 6/01/31 $1 PV ON 94.8700 SHARES DUE 1/25/2022 DECEMBER FNMA DUE 1/25/22	-	-	94.87	-	-	-

RIVERSIDE COUNTY TRANSPORTATION COMMISSION

2017 Financing STAMP Portfolio Transaction Report by Account
Quarter ended March 31, 2022

Source Account	Account	Transaction Date	Trade Date	Settlement Date	CUSIP	Description	Units	Price	Net Cash Amount	Federal Tax Cost Amount	Short Term Gain/Loss Amount	Long Term Gain/Loss Amount
240907020	RCTC 2017 TIFIA RAMP UP FD	01/25/2022			3138WEMJ5	INTEREST EARNED ON F N M A #AS4860 2.500% 5/01/30 $1 PV ON 381.7000 SHARES DUE 1/25/2022 DECEMBER FNMA DUE 1/25/22	-	-	381.70	-	-	-
240907020	RCTC 2017 TIFIA RAMP UP FD	01/25/2022	01/25/2022	01/25/2022	3138WEMJ5	PAID DOWN PAR VALUE OF F N M A #AS4860 2.500% 5/01/30 DECEMBER FNMA DUE 1/25/22	(4,078.92)	-	4,078.92	(4,237.90)	(158.98)	-
240907020	RCTC 2017 TIFIA RAMP UP FD	01/25/2022			3138WEMJ5	AMORTIZED PREMIUM ON F N M A #AS4860 2.500% 5/01/30 CURRENT YEAR AMORTIZATION	-	-	-	(127.81)	-	-
240907020	RCTC 2017 TIFIA RAMP UP FD	01/25/2022	01/25/2022	01/25/2022	31392J6N4	PAID DOWN PAR VALUE OF F N M A GTD REMIC 5.500% 4/25/23	(6,995.70)	-	6,995.70	(7,012.91)	-	(17.21)
240907020	RCTC 2017 TIFIA RAMP UP FD	01/25/2022			31392J6N4	AMORTIZED PREMIUM ON F N M A GTD REMIC 5.500% 4/25/23 CURRENT YEAR AMORTIZATION	-	-	-	(16.98)	-	-
240907020	RCTC 2017 TIFIA RAMP UP FD	01/25/2022			31392J6N4	INTEREST EARNED ON F N M A GTD REMIC 5.500% 4/25/23 $1 PV ON 313.6000 SHARES DUE 1/25/2022 $0.00458/PV ON 68,422.64 PV DUE 1/25/22	-	-	313.60	-	-	-
240907020	RCTC 2017 TIFIA RAMP UP FD	01/25/2022			3140J8ME0	INTEREST EARNED ON F N M A #BM3956 3.000% 12/01/32 $1 PV ON 59.3200 SHARES DUE 1/25/2022 DECEMBER FNMA DUE 1/25/22	-	-	59.32	-	-	-
240907020	RCTC 2017 TIFIA RAMP UP FD	01/25/2022	01/25/2022	01/25/2022	3140J8ME0	PAID DOWN PAR VALUE OF F N M A #BM3956 3.000% 12/01/32 DECEMBER FNMA DUE 1/25/22	(684.68)	-	684.68	(721.22)	-	(36.54)
240907020	RCTC 2017 TIFIA RAMP UP FD	01/25/2022			3140J8ME0	AMORTIZED PREMIUM ON F N M A #BM3956 3.000% 12/01/32 CURRENT YEAR AMORTIZATION	-	-	-	(19.25)	-	-
240907020	RCTC 2017 TIFIA RAMP UP FD	01/25/2022	01/25/2022	01/25/2022	3140X4H90	PAID DOWN PAR VALUE OF F N M A #FM1155 2.500% 6/01/32 DECEMBER FNMA DUE 1/25/22	(4,914.85)	-	4,914.85	(5,127.89)	(213.04)	-
240907020	RCTC 2017 TIFIA RAMP UP FD	01/25/2022			3140X4H90	AMORTIZED PREMIUM ON F N M A #FM1155 2.500% 6/01/32 CURRENT YEAR AMORTIZATION	-	-	-	(108.70)	-	-
240907020	RCTC 2017 TIFIA RAMP UP FD	01/25/2022			3140X4H90	INTEREST EARNED ON F N M A #FM1155 2.500% 6/01/32 $1 PV ON 351.9900 SHARES DUE 1/25/2022 DECEMBER FNMA DUE 1/25/22	-	-	351.99	-	-	-
240907020	RCTC 2017 TIFIA RAMP UP FD	01/25/2022			3140X7LS6	INTEREST EARNED ON F N M A #FM3936 2.500% 8/01/35 $1 PV ON 197.1300 SHARES DUE 1/25/2022 DECEMBER FNMA DUE 1/25/22	-	-	197.13	-	-	-
240907020	RCTC 2017 TIFIA RAMP UP FD	01/25/2022	01/25/2022	01/25/2022	3140X7LS6	PAID DOWN PAR VALUE OF F N M A #FM3936 2.500% 8/01/35 DECEMBER FNMA DUE 1/25/22	(3,400.96)	-	3,400.96	(3,551.60)	(150.64)	-
240907020	RCTC 2017 TIFIA RAMP UP FD	01/25/2022			3140X7LS6	AMORTIZED PREMIUM ON F N M A #FM3936 2.500% 8/01/35 CURRENT YEAR AMORTIZATION	-	-	-	(50.24)	-	-
240907020	RCTC 2017 TIFIA RAMP UP FD	01/25/2022	01/25/2022	01/25/2022	3140X9VK8	PAID DOWN PAR VALUE OF F N M A #FM6017 3.000% 2/01/35 DECEMBER FNMA DUE 1/25/22	(1,337.88)	-	1,337.88	(1,418.51)	(80.63)	-
240907020	RCTC 2017 TIFIA RAMP UP FD	01/25/2022			3140X9VK8	INTEREST EARNED ON F N M A #FM6017 3.000% 2/01/35 $1 PV ON 189.3400 SHARES DUE 1/25/2022 DECEMBER FNMA DUE 1/25/22	-	-	189.34	-	-	-
240907020	RCTC 2017 TIFIA RAMP UP FD	01/25/2022			3140X9VK8	AMORTIZED PREMIUM ON F N M A #FM6017 3.000% 2/01/35 CURRENT YEAR AMORTIZATION	-	-	-	(60.62)	-	-
240907020	RCTC 2017 TIFIA RAMP UP FD	01/25/2022			31418CDH4	INTEREST EARNED ON F N M A #MA2803 2.500% 11/01/31 $1 PV ON 72.7400 SHARES DUE 1/25/2022 DECEMBER FNMA DUE 1/25/22	-	-	72.74	-	-	-
240907020	RCTC 2017 TIFIA RAMP UP FD	01/25/2022	01/25/2022	01/25/2022	31418CDH4	PAID DOWN PAR VALUE OF F N M A #MA2803 2.500% 11/01/31 DECEMBER FNMA DUE 1/25/22	(782.62)	-	782.62	(814.65)	(32.03)	-
240907020	RCTC 2017 TIFIA RAMP UP FD	01/25/2022			31418CDH4	AMORTIZED PREMIUM ON F N M A #MA2803 2.500% 11/01/31 CURRENT YEAR AMORTIZATION	-	-	-	(22.24)	-	-
240907020	RCTC 2017 TIFIA RAMP UP FD	01/25/2022			31418D7K2	AMORTIZED PREMIUM ON F N M A #MA4497 2.000% 11/01/36 CURRENT YEAR AMORTIZATION	-	-	-	(91.77)	-	-
240907020	RCTC 2017 TIFIA RAMP UP FD	01/25/2022	01/25/2022	01/25/2022	31418D7K2	PAID DOWN PAR VALUE OF F N M A #MA4497 2.000% 11/01/36 DECEMBER FNMA DUE 1/25/22	(3,911.38)	-	3,911.38	(3,995.00)	(83.62)	-
240907020	RCTC 2017 TIFIA RAMP UP FD	01/25/2022			31418D7K2	INTEREST EARNED ON F N M A #MA4497 2.000% 11/01/36 $1 PV ON 678.4800 SHARES DUE 1/25/2022 DECEMBER FNMA DUE 1/25/22	-	-	678.48	-	-	-
240907020	RCTC 2017 TIFIA RAMP UP FD	01/25/2022			31418DSA1	INTEREST EARNED ON F N M A #MA4112 3.000% 8/01/35 $1 PV ON 177.5200 SHARES DUE 1/25/2022 DECEMBER FNMA DUE 1/25/22	-	-	177.52	-	-	-
240907020	RCTC 2017 TIFIA RAMP UP FD	01/25/2022	01/25/2022	01/25/2022	31418DSA1	PAID DOWN PAR VALUE OF F N M A #MA4112 3.000% 8/01/35 DECEMBER FNMA DUE 1/25/22	(2,049.66)	-	2,049.66	(2,140.77)	-	(91.11)
240907020	RCTC 2017 TIFIA RAMP UP FD	01/25/2022			31418DSA1	AMORTIZED PREMIUM ON F N M A #MA4112 3.000% 8/01/35 CURRENT YEAR AMORTIZATION	-	-	-	(40.81)	-	-
240907020	RCTC 2017 TIFIA RAMP UP FD	01/25/2022	01/25/2022	01/25/2022	31418DVU3	PAID DOWN PAR VALUE OF F N M A #MA4226 2.000% 12/01/30 DECEMBER FNMA DUE 1/25/22	(4,245.46)	-	4,245.46	(4,374.66)	(129.20)	-
240907020	RCTC 2017 TIFIA RAMP UP FD	01/25/2022			31418DVU3	INTEREST EARNED ON F N M A #MA4226 2.000% 12/01/30 $1 PV ON 326.7400 SHARES DUE 1/25/2022 DECEMBER FNMA DUE 1/25/22	-	-	326.74	-	-	-
240907020	RCTC 2017 TIFIA RAMP UP FD	01/25/2022			31418DVU3	AMORTIZED PREMIUM ON F N M A #MA4226 2.000% 12/01/30 CURRENT YEAR AMORTIZATION	-	-	-	(99.99)	-	-
240907020	RCTC 2017 TIFIA RAMP UP FD	01/25/2022	01/25/2022	01/25/2022	31846V203	PURCHASED UNITS OF FIRST AM GOVT OB FD CL Y	28,647.08	1.00	(28,647.08)	28,647.08	-	-
240907020	RCTC 2017 TIFIA RAMP UP FD	01/25/2022	01/25/2022	01/25/2022	31846V203	PURCHASED UNITS OF FIRST AM GOVT OB FD CL Y	59,320.38	1.00	(59,320.38)	59,320.38	-	-
240907020	RCTC 2017 TIFIA RAMP UP FD	01/26/2022				CASH RECEIPT TRANSFER FROM INCOME INCOME EARNINGS	-	-	2,792.34	-	-	-
240907020	RCTC 2017 TIFIA RAMP UP FD	01/26/2022				CASH DISBURSEMENT TRANSFER TO PRINCIPAL INCOME EARNINGS	-	-	(2,792.34)	-	-	-
240907020	RCTC 2017 TIFIA RAMP UP FD	01/26/2022	01/26/2022	01/26/2022	31846V203	SOLD UNITS OF FIRST AM GOVT OB FD CL Y	(2,206.32)	1.00	2,206.32	(2,206.32)	-	-
240907020	RCTC 2017 TIFIA RAMP UP FD	01/31/2022				CASH DISBURSEMENT TRANSFER TO PRINCIPAL INCOME EARNINGS	-	-	(7,976.83)	-	-	-
240907020	RCTC 2017 TIFIA RAMP UP FD	01/31/2022				CASH RECEIPT TRANSFER FROM INCOME INCOME EARNINGS	-	-	7,976.83	-	-	-

RIVERSIDE COUNTY TRANSPORTATION COMMISSION

2017 Financing STAMP Portfolio Transaction Report by Account
Quarter ended March 31, 2022

Source Account	Account	Transaction Date	Trade Date	Settlement Date	CUSIP	Description	Units	Price	Net Cash Amount	Federal Tax Cost Amount	Short Term Gain/Loss Amount	Long Term Gain/Loss Amount
240907020	RCTC 2017 TIFIA RAMP UP FD	01/31/2022	01/31/2022	01/31/2022	31846V203	SOLD UNITS OF FIRST AM GOVT OB FD CL Y	(28,689.60)	1.00	28,689.60	(28,689.60)	-	-
240907020	RCTC 2017 TIFIA RAMP UP FD	01/31/2022	01/31/2022	01/31/2022	31846V203	PURCHASED UNITS OF FIRST AM GOVT OB FD CL Y	439.45	1.00	(439.45)	439.45	-	-
240907020	RCTC 2017 TIFIA RAMP UP FD	01/31/2022			912828H86	INTEREST EARNED ON U S TREASURY NT 1.500% 1/31/22 $1 PV ON 1225000.0000 SHARES DUE 1/31/2022	-	-	9,187.50	-	-	-
240907020	RCTC 2017 TIFIA RAMP UP FD	01/31/2022	01/31/2022	01/31/2022	912828H86	MATURED PAR VALUE OF U S TREASURY NT 1.500% 1/31/22 1,225,000 PAR VALUE AT 100 %	(1,225,000.00)	1.00	1,225,000.00	(1,225,000.00)	-	-
240907020	RCTC 2017 TIFIA RAMP UP FD	01/31/2022			912828H86	AMORTIZED PREMIUM ON U S TREASURY NT 1.500% 1/31/22 CURRENT YEAR AMORTIZATION	-	-	-	(1,453.62)	-	-
240907020	RCTC 2017 TIFIA RAMP UP FD	01/31/2022	01/28/2022	01/31/2022	912828ZD5	PURCHASED PAR VALUE OF U S TREASURY NT 0.500% 3/15/23 /JCSIUS33 HSBC SECS USA NY/435,000 PAR VALUE AT 99.67187586 %	435,000.00	1.00	(433,572.66)	433,572.66	-	-
240907020	RCTC 2017 TIFIA RAMP UP FD	01/31/2022		01/31/2022	912828ZD5	PAID ACCRUED INTEREST ON PURCHASE OF U S TREASURY NT 0.500% 3/15/23	-	-	(829.14)	-	-	-
240907020	RCTC 2017 TIFIA RAMP UP FD	01/31/2022		01/31/2022	912828ZP8	PAID ACCRUED INTEREST ON PURCHASE OF U S TREASURY NT 0.125% 5/15/23	-	-	(116.99)	-	-	-
240907020	RCTC 2017 TIFIA RAMP UP FD	01/31/2022	01/28/2022	01/31/2022	912828ZP8	PURCHASED PAR VALUE OF U S TREASURY NT 0.125% 5/15/23 /JCSIUS33 HSBC SECS USA NY/440,000 PAR VALUE AT 99.015625 %	440,000.00	0.99	(435,668.75)	435,668.75	-	-
240907020	RCTC 2017 TIFIA RAMP UP FD	01/31/2022	01/28/2022	01/31/2022	91282CBA8	PURCHASED PAR VALUE OF U S TREASURY NT 0.125% 12/15/23 /JPMSUS3X JP MORGAN SEC NY/400,000 PAR VALUE AT 98.15625 %	400,000.00	0.98	(392,625.00)	392,625.00	-	-
240907020	RCTC 2017 TIFIA RAMP UP FD	01/31/2022		01/31/2022	91282CBA8	PAID ACCRUED INTEREST ON PURCHASE OF U S TREASURY NT 0.125% 12/15/23	-	-	(64.56)	-	-	-
240907020	RCTC 2017 TIFIA RAMP UP FD	01/31/2022			91282CCQ2	INTEREST EARNED ON U S TREASURY NT 0.00001% 7/31/23 $1 PV ON 1040000.0000 SHARES DUE 1/31/2022	-	-	291.78	-	-	-
240907020	RCTC 2017 TIFIA RAMP UP FD	01/31/2022			91282CCQ2	AMORTIZED PREMIUM ON U S TREASURY NT 0.00001% 7/31/23 CURRENT YEAR AMORTIZATION	-	-	-	(5.01)	-	-
240907020	RCTC 2017 TIFIA RAMP UP FD	01/31/2022			91282CDE8	INTEREST EARNED ON U S TREASURY NT 0.325% 10/31/23 $1 PV ON 500000.0000 SHARES DUE 1/31/2022	-	-	147.67	-	-	-
240907020	RCTC 2017 TIFIA RAMP UP FD	01/31/2022			91282CDE8	AMORTIZED PREMIUM ON U S TREASURY NT 0.325% 10/31/23 CURRENT YEAR AMORTIZATION	-	-	-	(5.27)	-	-
240907020	RCTC 2017 TIFIA RAMP UP FD	02/01/2022				CASH RECEIPT TRANSFER FROM INCOME INCOME EARNINGS	-	-	439.45	-	-	-
240907020	RCTC 2017 TIFIA RAMP UP FD	02/01/2022				CASH DISBURSEMENT TRANSFER TO PRINCIPAL INCOME EARNINGS	-	-	(439.45)	-	-	-
240907020	RCTC 2017 TIFIA RAMP UP FD	02/01/2022			31846V203	INTEREST EARNED ON FIRST AM GOVT OB FD CL Y UNIT ON 0.0000 SHARES DUE 1/31/2022 INTEREST FROM 1/1/22 TO 1/31/22	-	-	1.19	-	-	-
240907020	RCTC 2017 TIFIA RAMP UP FD	02/02/2022				CASH DISBURSEMENT TRANSFER TO PRINCIPAL INCOME EARNINGS	-	-	(1.19)	-	-	-
240907020	RCTC 2017 TIFIA RAMP UP FD	02/02/2022				CASH RECEIPT TRANSFER FROM INCOME INCOME EARNINGS	-	-	1.19	-	-	-
240907020	RCTC 2017 TIFIA RAMP UP FD	02/02/2022	02/02/2022	02/02/2022	31846V203	PURCHASED UNITS OF FIRST AM GOVT OB FD CL Y	1.19	1.00	(1.19)	1.19	-	-
240907020	RCTC 2017 TIFIA RAMP UP FD	02/15/2022				CASH RECEIPT TRANSFER FROM INCOME INCOME EARNINGS	-	-	1,351.46	-	-	-
240907020	RCTC 2017 TIFIA RAMP UP FD	02/15/2022				CASH DISBURSEMENT TRANSFER TO PRINCIPAL INCOME EARNINGS	-	-	(1,351.46)	-	-	-
240907020	RCTC 2017 TIFIA RAMP UP FD	02/15/2022	02/15/2022	02/15/2022	3128MMT52	PAID DOWN PAR VALUE OF F H L M C GD G18571 2.500% 10/01/30 JANUARY FHLMC DUE 2/15/22	(5,695.48)	-	5,695.48	(5,908.16)	(212.68)	-
240907020	RCTC 2017 TIFIA RAMP UP FD	02/15/2022			3128MMT52	AMORTIZED PREMIUM ON F H L M C GD G18571 2.500% 10/01/30 CURRENT YEAR AMORTIZATION	-	-	-	(144.69)	-	-
240907020	RCTC 2017 TIFIA RAMP UP FD	02/15/2022			3128MMT52	INTEREST EARNED ON F H L M C GD G18571 2.500% 10/01/30 $1 PV ON 360.9100 SHARES DUE 2/15/2022 JANUARY FHLMC DUE 2/15/22	-	-	360.91	-	-	-
240907020	RCTC 2017 TIFIA RAMP UP FD	02/15/2022			3128MMUL5	AMORTIZED PREMIUM ON F H L M C GD G18586 2.500% 2/01/31 CURRENT YEAR AMORTIZATION	-	-	-	(12.70)	-	-
240907020	RCTC 2017 TIFIA RAMP UP FD	02/15/2022			3128MMUL5	INTEREST EARNED ON F H L M C GD G18586 2.500% 2/01/31 $1 PV ON 29.9200 SHARES DUE 2/15/2022 JANUARY FHLMC DUE 2/15/22	-	-	29.92	-	-	-
240907020	RCTC 2017 TIFIA RAMP UP FD	02/15/2022	02/15/2022	02/15/2022	3128MMUL5	PAID DOWN PAR VALUE OF F H L M C GD G18586 2.500% 2/01/31 JANUARY FHLMC DUE 2/15/22	(377.53)	-	377.53	(392.94)	-	(15.41)
240907020	RCTC 2017 TIFIA RAMP UP FD	02/15/2022			31307NP40	AMORTIZED PREMIUM ON F H L M C GD J32243 3.000% 7/01/30 CURRENT YEAR AMORTIZATION	-	-	-	(94.02)	-	-
240907020	RCTC 2017 TIFIA RAMP UP FD	02/15/2022	02/15/2022	02/15/2022	31307NP40	PAID DOWN PAR VALUE OF F H L M C GD J32243 3.000% 7/01/30 JANUARY FHLMC DUE 2/15/22	(1,641.33)	-	1,641.33	(1,732.84)	-	(91.51)
240907020	RCTC 2017 TIFIA RAMP UP FD	02/15/2022			31307NP40	INTEREST EARNED ON F H L M C GD J32243 3.000% 7/01/30 $1 PV ON 175.3100 SHARES DUE 2/15/2022 JANUARY FHLMC DUE 2/15/22	-	-	175.31	-	-	-
240907020	RCTC 2017 TIFIA RAMP UP FD	02/15/2022	02/15/2022	02/15/2022	3137AQQE1	PAID DOWN PAR VALUE OF F H L M C MLTCL MTG 1.500% 5/15/27	(929.38)	-	929.38	(940.90)	(5.85)	(5.67)
240907020	RCTC 2017 TIFIA RAMP UP FD	02/15/2022			3137AQQE1	INTEREST EARNED ON F H L M C MLTCL MTG 1.500% 5/15/27 $1 PV ON 40.3400 SHARES DUE 2/15/2022 $0.00125/PV ON 32,270.28 PV DUE 2/15/22	-	-	40.34	-	-	-
240907020	RCTC 2017 TIFIA RAMP UP FD	02/15/2022			3137AQQE1	AMORTIZED PREMIUM ON F H L M C MLTCL MTG 1.500% 5/15/27 CURRENT YEAR AMORTIZATION	-	-	-	(14.85)	-	-
240907020	RCTC 2017 TIFIA RAMP UP FD	02/15/2022			3137AWWM3	INTEREST EARNED ON F H L M C MLTCL MTG 1.250% 12/15/27 $1 PV ON 18.1300 SHARES DUE 2/15/2022 $0.00104/PV ON 17,398.15 PV DUE 2/15/22	-	-	18.13	-	-	-
240907020	RCTC 2017 TIFIA RAMP UP FD	02/15/2022	02/15/2022	02/15/2022	3137AWWM3	PAID DOWN PAR VALUE OF F H L M C MLTCL MTG 1.250% 12/15/27	(515.77)	-	515.77	(520.31)	(4.54)	-
240907020	RCTC 2017 TIFIA RAMP UP FD	02/15/2022			3137AWWM3	AMORTIZED PREMIUM ON F H L M C MLTCL MTG 1.250% 12/15/27 CURRENT YEAR AMORTIZATION	-	-	-	(5.21)	-	-

RIVERSIDE COUNTY TRANSPORTATION COMMISSION

2017 Financing STAMP Portfolio Transaction Report by Account
Quarter ended March 31, 2022

Source Account	Account	Transaction Date	Trade Date	Settlement Date	CUSIP	Description	Units	Price	Net Cash Amount	Federal Tax Cost Amount	Short Term Gain/Loss Amount	Long Term Gain/Loss Amount
240907020	RCTC 2017 TIFIA RAMP UP FD	02/15/2022			3137AYSH5	INTEREST EARNED ON F H L M C MLTCL MTG 1.750% 12/15/42 $1 PV ON 151.1100 SHARES DUE 2/15/2022 $0.00146/PV ON 103,621.42 PV DUE 2/15/22	-	-	151.11	-	-	-
240907020	RCTC 2017 TIFIA RAMP UP FD	02/15/2022	02/15/2022	02/15/2022	3137AYSH5	PAID DOWN PAR VALUE OF F H L M C MLTCL MTG 1.750% 12/15/42	(2,501.12)	-	2,501.12	(2,549.83)	(48.71)	-
240907020	RCTC 2017 TIFIA RAMP UP FD	02/15/2022			3137AYSH5	AMORTIZED PREMIUM ON F H L M C MLTCL MTG 1.750% 12/15/42 CURRENT YEAR AMORTIZATION	-	-	-	(29.06)	-	-
240907020	RCTC 2017 TIFIA RAMP UP FD	02/15/2022			3137B2Z78	INTEREST EARNED ON F H L M C MLTCL MTG 1.400% 7/15/23 $1 PV ON 19.9100 SHARES DUE 2/15/2022 $0.00117/PV ON 17,063.75 PV DUE 2/15/22	-	-	19.91	-	-	-
240907020	RCTC 2017 TIFIA RAMP UP FD	02/15/2022	02/15/2022	02/15/2022	3137B2Z78	PAID DOWN PAR VALUE OF F H L M C MLTCL MTG 1.400% 7/15/23	(3,095.11)	-	3,095.11	(3,100.23)	(5.12)	-
240907020	RCTC 2017 TIFIA RAMP UP FD	02/15/2022			3137B2Z78	AMORTIZED PREMIUM ON F H L M C MLTCL MTG 1.400% 7/15/23 CURRENT YEAR AMORTIZATION	-	-	-	(3.37)	-	-
240907020	RCTC 2017 TIFIA RAMP UP FD	02/15/2022			3137B6DF5	AMORTIZED PREMIUM ON F H L M C MLTCL MTG 2.000% 11/15/26 CURRENT YEAR AMORTIZATION	-	-	-	(28.31)	-	-
240907020	RCTC 2017 TIFIA RAMP UP FD	02/15/2022			3137B6DF5	INTEREST EARNED ON F H L M C MLTCL MTG 2.000% 11/15/26 $1 PV ON 79.8900 SHARES DUE 2/15/2022 $0.00167/PV ON 47,932.92 PV DUE 2/15/22	-	-	79.89	-	-	-
240907020	RCTC 2017 TIFIA RAMP UP FD	02/15/2022	02/15/2022	02/15/2022	3137B6DF5	PAID DOWN PAR VALUE OF F H L M C MLTCL MTG 2.000% 11/15/26	(2,126.64)	-	2,126.64	(2,156.50)	(29.86)	-
240907020	RCTC 2017 TIFIA RAMP UP FD	02/15/2022	02/15/2022	02/15/2022	3137B84S3	PAID DOWN PAR VALUE OF F H L M C MLTCL MTG 2.000% 2/15/29	(1,549.29)	-	1,549.29	(1,529.92)	-	19.37
240907020	RCTC 2017 TIFIA RAMP UP FD	02/15/2022			3137B84S3	INTEREST EARNED ON F H L M C MLTCL MTG 2.000% 2/15/29 $1 PV ON 44.9700 SHARES DUE 2/15/2022 $0.00167/PV ON 26,983.57 PV DUE 2/15/22	-	-	44.97	-	-	-
240907020	RCTC 2017 TIFIA RAMP UP FD	02/15/2022			3137B9RN7	AMORTIZED PREMIUM ON F H L M C MLTCL MTG 2.500% 12/15/27 CURRENT YEAR AMORTIZATION	-	-	-	(24.49)	-	-
240907020	RCTC 2017 TIFIA RAMP UP FD	02/15/2022			3137B9RN7	INTEREST EARNED ON F H L M C MLTCL MTG 2.500% 12/15/27 $1 PV ON 106.0900 SHARES DUE 2/15/2022 $0.00208/PV ON 50,922.11 PV DUE 2/15/22	-	-	106.09	-	-	-
240907020	RCTC 2017 TIFIA RAMP UP FD	02/15/2022	02/15/2022	02/15/2022	3137B9RN7	PAID DOWN PAR VALUE OF F H L M C MLTCL MTG 2.500% 12/15/27	(2,362.85)	-	2,362.85	(2,396.58)	(25.10)	(8.63)
240907020	RCTC 2017 TIFIA RAMP UP FD	02/15/2022	02/15/2022	02/15/2022	31846V203	PURCHASED UNITS OF FIRST AM GOVT OB FD CL Y	25,304.62	1.00	(25,304.62)	25,304.62	-	-
240907020	RCTC 2017 TIFIA RAMP UP FD	02/15/2022			36176XQB8	AMORTIZED PREMIUM ON G N M A #779250 3.000% 5/15/27 CURRENT YEAR AMORTIZATION	-	-	-	(146.87)	-	-
240907020	RCTC 2017 TIFIA RAMP UP FD	02/15/2022	02/15/2022	02/15/2022	36176XQB8	PAID DOWN PAR VALUE OF G N M A #779250 3.000% 5/15/27 JANUARY GNMA DUE 2/15/22	(3,158.66)	-	3,158.66	(3,258.15)	(99.49)	-
240907020	RCTC 2017 TIFIA RAMP UP FD	02/15/2022			36176XQB8	INTEREST EARNED ON G N M A #779250 3.000% 5/15/27 $1 PV ON 324.8800 SHARES DUE 2/15/2022 JANUARY GNMA DUE 2/15/22	-	-	324.88	-	-	-
240907020	RCTC 2017 TIFIA RAMP UP FD	02/16/2022				CASH DISBURSEMENT TRANSFER TO PRINCIPAL INCOME EARNINGS	-	-	(150.53)	-	-	-
240907020	RCTC 2017 TIFIA RAMP UP FD	02/16/2022				CASH RECEIPT TRANSFER FROM INCOME INCOME EARNINGS	-	-	150.53	-	-	-
240907020	RCTC 2017 TIFIA RAMP UP FD	02/16/2022	02/16/2022	02/16/2022	31846V203	PURCHASED UNITS OF FIRST AM GOVT OB FD CL Y	2,786.58	1.00	(2,786.58)	2,786.58	-	-
240907020	RCTC 2017 TIFIA RAMP UP FD	02/16/2022			38375XCM4	AMORTIZED PREMIUM ON G N M A GTD REMIC 5.000% 11/16/37 CURRENT YEAR AMORTIZATION	-	-	-	(0.35)	-	-
240907020	RCTC 2017 TIFIA RAMP UP FD	02/16/2022	02/16/2022	02/16/2022	38375XCM4	PAID DOWN PAR VALUE OF G N M A GTD REMIC 5.000% 11/16/37	(601.34)	-	601.34	(610.52)	-	(9.18)
240907020	RCTC 2017 TIFIA RAMP UP FD	02/16/2022			38375XCM4	INTEREST EARNED ON G N M A GTD REMIC 5.000% 11/16/37 $1 PV ON 4.6500 SHARES DUE 2/16/2022 $0.00417/PV ON 1,116.95 PV DUE 2/16/22	-	-	4.65	-	-	-
240907020	RCTC 2017 TIFIA RAMP UP FD	02/16/2022			38376T5Z1	INTEREST EARNED ON G N M A GTD REMIC 3.000% 1/16/39 $1 PV ON 63.0400 SHARES DUE 2/16/2022 $0.00250/PV ON 25,216.09 PV DUE 2/16/22	-	-	63.04	-	-	-
240907020	RCTC 2017 TIFIA RAMP UP FD	02/16/2022			38376T5Z1	AMORTIZED PREMIUM ON G N M A GTD REMIC 3.000% 1/16/39 CURRENT YEAR AMORTIZATION	-	-	-	(15.59)	-	-
240907020	RCTC 2017 TIFIA RAMP UP FD	02/16/2022	02/16/2022	02/16/2022	38376T5Z1	PAID DOWN PAR VALUE OF G N M A GTD REMIC 3.000% 1/16/39	(752.38)	-	752.38	(775.30)	(22.92)	-
240907020	RCTC 2017 TIFIA RAMP UP FD	02/16/2022			38376V2E6	AMORTIZED PREMIUM ON G N M A GTD REMIC 4.000% 7/16/39 CURRENT YEAR AMORTIZATION	-	-	-	(4.79)	-	-
240907020	RCTC 2017 TIFIA RAMP UP FD	02/16/2022	02/16/2022	02/16/2022	38376V2E6	PAID DOWN PAR VALUE OF G N M A GTD REMIC 4.000% 7/16/39	(370.58)	-	370.58	(379.09)	-	(8.51)
240907020	RCTC 2017 TIFIA RAMP UP FD	02/16/2022			38376V2E6	INTEREST EARNED ON G N M A GTD REMIC 4.000% 7/16/39 $1 PV ON 35.2000 SHARES DUE 2/16/2022 $0.00333/PV ON 10,559.66 PV DUE 2/16/22	-	-	35.20	-	-	-
240907020	RCTC 2017 TIFIA RAMP UP FD	02/16/2022			38378VC45	INTEREST EARNED ON G N M A GTD REMIC 2.250% 12/16/41 $1 PV ON 47.6400 SHARES DUE 2/16/2022 $0.00188/PV ON 25,408.82 PV DUE 2/16/22	-	-	47.64	-	-	-
240907020	RCTC 2017 TIFIA RAMP UP FD	02/16/2022	02/16/2022	02/16/2022	38378VC45	PAID DOWN PAR VALUE OF G N M A GTD REMIC 2.250% 12/16/41	(911.75)	-	911.75	(878.84)	-	32.91
240907020	RCTC 2017 TIFIA RAMP UP FD	02/22/2022				CASH RECEIPT TRANSFER FROM INCOME INCOME EARNINGS	-	-	310.67	-	-	-
240907020	RCTC 2017 TIFIA RAMP UP FD	02/22/2022				CASH DISBURSEMENT TRANSFER TO PRINCIPAL INCOME EARNINGS	-	-	(310.67)	-	-	-
240907020	RCTC 2017 TIFIA RAMP UP FD	02/22/2022	02/22/2022	02/22/2022	31846V203	PURCHASED UNITS OF FIRST AM GOVT OB FD CL Y	5,792.61	1.00	(5,792.61)	5,792.61	-	-
240907020	RCTC 2017 TIFIA RAMP UP FD	02/22/2022	02/22/2022	02/22/2022	31846V203	PURCHASED UNITS OF FIRST AM GOVT OB FD CL Y	1,186.48	1.00	(1,186.48)	1,186.48	-	-
240907020	RCTC 2017 TIFIA RAMP UP FD	02/22/2022			36179NAJ7	AMORTIZED PREMIUM ON G N M A I I #MA0909 3.000% 4/20/28 CURRENT YEAR AMORTIZATION	-	-	-	(9.80)	-	-

RIVERSIDE COUNTY TRANSPORTATION COMMISSION

2017 Financing STAMP Portfolio Transaction Report by Account
Quarter ended March 31, 2022

Source Account	Account	Transaction Date	Trade Date	Settlement Date	CUSIP	Description	Units	Price	Net Cash Amount	Federal Tax Cost Amount	Short Term Gain/Loss Amount	Long Term Gain/Loss Amount
240907020	RCTC 2017 TIFIA RAMP UP FD	02/22/2022			36179NAJ7	INTEREST EARNED ON G N M A I I #MA0909 3.000% 4/20/28 $1 PV ON 24.1800 SHARES DUE 2/20/2022 JANUARY GNMA DUE 2/20/22	-	-	24.18	-	-	-
240907020	RCTC 2017 TIFIA RAMP UP FD	02/22/2022	02/20/2022	02/22/2022	36179NAJ7	PAID DOWN PAR VALUE OF G N M A I I #MA0909 3.000% 4/20/28 JANUARY GNMA DUE 2/20/22	(254.91)	-	254.91	(263.17)	-	(8.26)
240907020	RCTC 2017 TIFIA RAMP UP FD	02/22/2022	02/20/2022	02/22/2022	36179NHK7	PAID DOWN PAR VALUE OF G N M A I I #MA1134 3.000% 7/20/28 JANUARY GNMA DUE 2/20/22	(1,708.60)	-	1,708.60	(1,749.20)	-	(40.60)
240907020	RCTC 2017 TIFIA RAMP UP FD	02/22/2022			36179NHK7	INTEREST EARNED ON G N M A I I #MA1134 3.000% 7/20/28 $1 PV ON 170.9300 SHARES DUE 2/20/2022 JANUARY GNMA DUE 2/20/22	-	-	170.93	-	-	-
240907020	RCTC 2017 TIFIA RAMP UP FD	02/22/2022			36179NHK7	AMORTIZED PREMIUM ON G N M A I I #MA1134 3.000% 7/20/28 CURRENT YEAR AMORTIZATION	-	-	-	(49.08)	-	-
240907020	RCTC 2017 TIFIA RAMP UP FD	02/22/2022			36179NKP2	AMORTIZED PREMIUM ON G N M A II #MA1202 2.500% 8/20/28 CURRENT YEAR AMORTIZATION	-	-	-	(18.16)	-	-
240907020	RCTC 2017 TIFIA RAMP UP FD	02/22/2022			36179NKP2	INTEREST EARNED ON G N M A II #MA1202 2.500% 8/20/28 $1 PV ON 41.6900 SHARES DUE 2/20/2022 P & I DUE 2/20/22	-	-	41.69	-	-	-
240907020	RCTC 2017 TIFIA RAMP UP FD	02/22/2022	02/20/2022	02/22/2022	36179NKP2	PAID DOWN PAR VALUE OF G N M A II #MA1202 2.500% 8/20/28 P & I DUE 2/20/22	(437.47)	-	437.47	(451.27)	(13.80)	-
240907020	RCTC 2017 TIFIA RAMP UP FD	02/22/2022	02/20/2022	02/22/2022	36202F2H8	PAID DOWN PAR VALUE OF G N M A I I #005276 3.000% 1/20/27 P & I DUE 02/20/22	(671.40)	-	671.40	(678.69)	-	(7.29)
240907020	RCTC 2017 TIFIA RAMP UP FD	02/22/2022			36202F2H8	AMORTIZED PREMIUM ON G N M A I I #005276 3.000% 1/20/27 CURRENT YEAR AMORTIZATION	-	-	-	(5.93)	-	-
240907020	RCTC 2017 TIFIA RAMP UP FD	02/22/2022			36202F2H8	INTEREST EARNED ON G N M A I I #005276 3.000% 1/20/27 $1 PV ON 35.9200 SHARES DUE 2/20/2022 P & I DUE 02/20/22	-	-	35.92	-	-	-
240907020	RCTC 2017 TIFIA RAMP UP FD	02/22/2022			36202F3H7	INTEREST EARNED ON G N M A I I #005300 3.000% 2/20/27 $1 PV ON 40.1400 SHARES DUE 2/20/2022 JANUARY GNMA DUE 2/20/22	-	-	40.14	-	-	-
240907020	RCTC 2017 TIFIA RAMP UP FD	02/22/2022			36202F3H7	AMORTIZED PREMIUM ON G N M A I I #005300 3.000% 2/20/27 CURRENT YEAR AMORTIZATION	-	-	-	(15.63)	-	-
240907020	RCTC 2017 TIFIA RAMP UP FD	02/22/2022	02/20/2022	02/22/2022	36202F3H7	PAID DOWN PAR VALUE OF G N M A I I #005300 3.000% 2/20/27 JANUARY GNMA DUE 2/20/22	(565.55)	-	565.55	(580.27)	-	(14.72)
240907020	RCTC 2017 TIFIA RAMP UP FD	02/22/2022			38377LFC7	INTEREST EARNED ON G N M A GTD REMIC 2.500% 12/20/39 $1 PV ON 6.5000 SHARES DUE 2/20/2022 $0.00208/PV ON 3,118.83 PV DUE 2/20/22	-	-	6.50	-	-	-
240907020	RCTC 2017 TIFIA RAMP UP FD	02/22/2022	02/20/2022	02/22/2022	38377LFC7	PAID DOWN PAR VALUE OF G N M A GTD REMIC 2.500% 12/20/39	(1,019.41)	-	1,019.41	(1,028.01)	-	(8.60)
240907020	RCTC 2017 TIFIA RAMP UP FD	02/22/2022			38377LFC7	AMORTIZED PREMIUM ON G N M A GTD REMIC 2.500% 12/20/39 CURRENT YEAR AMORTIZATION	-	-	-	(0.43)	-	-
240907020	RCTC 2017 TIFIA RAMP UP FD	02/22/2022			38377QKH9	AMORTIZED PREMIUM ON G N M A GTD REMIC 3.000% 8/20/40 CURRENT YEAR AMORTIZATION	-	-	-	(0.85)	-	-
240907020	RCTC 2017 TIFIA RAMP UP FD	02/22/2022	02/20/2022	02/22/2022	38377QKH9	PAID DOWN PAR VALUE OF G N M A GTD REMIC 3.000% 8/20/40	(341.07)	-	341.07	(344.62)	-	(3.55)
240907020	RCTC 2017 TIFIA RAMP UP FD	02/22/2022			38377QKH9	INTEREST EARNED ON G N M A GTD REMIC 3.000% 8/20/40 $1 PV ON 12.9400 SHARES DUE 2/20/2022 $0.00250/PV ON 5,174.51 PV DUE 2/20/22	-	-	12.94	-	-	-
240907020	RCTC 2017 TIFIA RAMP UP FD	02/22/2022			38378HAU0	AMORTIZED PREMIUM ON G N M A GTD REMIC 1.500% 8/20/27 CURRENT YEAR AMORTIZATION	-	-	-	(15.21)	-	-
240907020	RCTC 2017 TIFIA RAMP UP FD	02/22/2022			38378HAU0	INTEREST EARNED ON G N M A GTD REMIC 1.500% 8/20/27 $1 PV ON 47.1300 SHARES DUE 2/20/2022 $0.00125/PV ON 37,708.96 PV DUE 2/20/22	-	-	47.13	-	-	-
240907020	RCTC 2017 TIFIA RAMP UP FD	02/22/2022	02/20/2022	02/22/2022	38378HAU0	PAID DOWN PAR VALUE OF G N M A GTD REMIC 1.500% 8/20/27	(1,248.81)	-	1,248.81	(1,262.94)	(9.10)	(5.03)
240907020	RCTC 2017 TIFIA RAMP UP FD	02/22/2022	02/20/2022	02/22/2022	38378JZD7	PAID DOWN PAR VALUE OF G N M A GTD REMIC 1.500% 12/20/40	(343.59)	-	343.59	(339.29)	-	4.30
240907020	RCTC 2017 TIFIA RAMP UP FD	02/22/2022			38378JZD7	INTEREST EARNED ON G N M A GTD REMIC 1.500% 12/20/40 $1 PV ON 8.8500 SHARES DUE 2/20/2022 $0.00125/PV ON 7,083.77 PV DUE 2/20/22	-	-	8.85	-	-	-
240907020	RCTC 2017 TIFIA RAMP UP FD	02/23/2022				CASH DISBURSEMENT TRANSFER TO PRINCIPAL INCOME EARNINGS	-	-	(77.61)	-	-	-
240907020	RCTC 2017 TIFIA RAMP UP FD	02/23/2022				CASH RECEIPT TRANSFER FROM INCOME INCOME EARNINGS	-	-	77.61	-	-	-
240907020	RCTC 2017 TIFIA RAMP UP FD	02/25/2022				CASH RECEIPT TRANSFER FROM INCOME INCOME EARNINGS	-	-	3,887.42	-	-	-
240907020	RCTC 2017 TIFIA RAMP UP FD	02/25/2022				CASH DISBURSEMENT TRANSFER TO PRINCIPAL INCOME EARNINGS	-	-	(3,887.42)	-	-	-
240907020	RCTC 2017 TIFIA RAMP UP FD	02/25/2022	02/25/2022	02/25/2022	3132A8GL7	PAID DOWN PAR VALUE OF F H L M C #ZS7403 3.000% 5/01/31 P & I DUE 2/25/22	(1,290.03)	-	1,290.03	(1,358.44)	(68.41)	-
240907020	RCTC 2017 TIFIA RAMP UP FD	02/25/2022			3132A8GL7	INTEREST EARNED ON F H L M C #ZS7403 3.000% 5/01/31 $1 PV ON 137.3500 SHARES DUE 2/25/2022 P & I DUE 2/25/22	-	-	137.35	-	-	-
240907020	RCTC 2017 TIFIA RAMP UP FD	02/25/2022			3132A8GL7	AMORTIZED PREMIUM ON F H L M C #ZS7403 3.000% 5/01/31 CURRENT YEAR AMORTIZATION	-	-	-	(65.07)	-	-
240907020	RCTC 2017 TIFIA RAMP UP FD	02/25/2022			3132AEF68	AMORTIZED PREMIUM ON F H L M C #ZT1989 3.500% 1/01/33 CURRENT YEAR AMORTIZATION	-	-	-	(58.20)	-	-
240907020	RCTC 2017 TIFIA RAMP UP FD	02/25/2022			3132AEF68	INTEREST EARNED ON F H L M C #ZT1989 3.500% 1/01/33 $1 PV ON 107.2500 SHARES DUE 2/25/2022 JANUARY FHLMC DUE 2/25/22	-	-	107.25	-	-	-
240907020	RCTC 2017 TIFIA RAMP UP FD	02/25/2022	02/25/2022	02/25/2022	3132AEF68	PAID DOWN PAR VALUE OF F H L M C #ZT1989 3.500% 1/01/33 JANUARY FHLMC DUE 2/25/22	(858.22)	-	858.22	(920.04)	(61.82)	-
240907020	RCTC 2017 TIFIA RAMP UP FD	02/25/2022			3132AEFC5	AMORTIZED PREMIUM ON F H L M C #ZT1963 3.500% 11/01/30 CURRENT YEAR AMORTIZATION	-	-	-	(102.21)	-	-
240907020	RCTC 2017 TIFIA RAMP UP FD	02/25/2022	02/25/2022	02/25/2022	3132AEFC5	PAID DOWN PAR VALUE OF F H L M C #ZT1963 3.500% 11/01/30 JANUARY FHLMC DUE 2/25/22	(1,825.27)	-	1,825.27	(1,924.63)	(45.55)	(53.81)

2017 Financing STAMP Portfolio Transaction Report by Account
Quarter ended March 31, 2022

Source Account	Account	Transaction Date	Trade Date	Settlement Date	CUSIP	Description	Units	Price	Net Cash Amount	Federal Tax Cost Amount	Short Term Gain/Loss Amount	Long Term Gain/Loss Amount
240907020	RCTC 2017 TIFIA RAMP UP FD	02/25/2022			3132AEFC5	INTEREST EARNED ON F H L M C #ZT1963 3.500% 11/01/30 $1 PV ON 213.9400 SHARES DUE 2/25/2022 JANUARY FHLMC DUE 2/25/22	-	-	213.94	-	-	-
240907020	RCTC 2017 TIFIA RAMP UP FD	02/25/2022			3133Q5GZ3	INTEREST EARNED ON F H L M C GTD REMIC 1.000% 9/25/33 $1 PV ON 45.3300 SHARES DUE 2/25/2022 $0.00083/PV ON 54,395.50 PV DUE 2/25/22	-	-	45.33	-	-	-
240907020	RCTC 2017 TIFIA RAMP UP FD	02/25/2022			3133Q5GZ3	AMORTIZED PREMIUM ON F H L M C GTD REMIC 1.000% 9/25/33 CURRENT YEAR AMORTIZATION	-	-	-	(15.51)	-	-
240907020	RCTC 2017 TIFIA RAMP UP FD	02/25/2022	02/25/2022	02/25/2022	3133Q5GZ3	PAID DOWN PAR VALUE OF F H L M C GTD REMIC 1.000% 9/25/33	(1,685.43)	-	1,685.43	(1,702.36)	-	(16.93)
240907020	RCTC 2017 TIFIA RAMP UP FD	02/25/2022			3136A72D3	AMORTIZED PREMIUM ON F N M A GTD REMIC 2.482% 4/25/22 CURRENT YEAR AMORTIZATION	-	-	-	(0.39)	-	-
240907020	RCTC 2017 TIFIA RAMP UP FD	02/25/2022	02/25/2022	02/25/2022	3136A72D3	PAID DOWN PAR VALUE OF F N M A GTD REMIC 2.482% 4/25/22	(1,158.19)	-	1,158.19	(1,158.59)	-	(0.40)
240907020	RCTC 2017 TIFIA RAMP UP FD	02/25/2022			3136A72D3	INTEREST EARNED ON F N M A GTD REMIC 2.482% 4/25/22 $1 PV ON 4.3700 SHARES DUE 2/25/2022 $0.00207/PV ON 2,113.15 PV DUE 2/25/22	-	-	4.37	-	-	-
240907020	RCTC 2017 TIFIA RAMP UP FD	02/25/2022			3136A7D25	INTEREST EARNED ON F N M A GTD REMIC 3.000% 7/25/41 $1 PV ON 46.2500 SHARES DUE 2/25/2022 $0.00250/PV ON 18,500.47 PV DUE 2/25/22	-	-	46.25	-	-	-
240907020	RCTC 2017 TIFIA RAMP UP FD	02/25/2022			3136A7D25	AMORTIZED PREMIUM ON F N M A GTD REMIC 3.000% 7/25/41 CURRENT YEAR AMORTIZATION	-	-	-	(2.71)	-	-
240907020	RCTC 2017 TIFIA RAMP UP FD	02/25/2022	02/25/2022	02/25/2022	3136A7D25	PAID DOWN PAR VALUE OF F N M A GTD REMIC 3.000% 7/25/41	(2,852.70)	-	2,852.70	(2,879.29)	-	(26.59)
240907020	RCTC 2017 TIFIA RAMP UP FD	02/25/2022			3136A8SX9	AMORTIZED PREMIUM ON F N M A GTD REMIC 1.500% 9/25/27 CURRENT YEAR AMORTIZATION	-	-	-	(6.76)	-	-
240907020	RCTC 2017 TIFIA RAMP UP FD	02/25/2022	02/25/2022	02/25/2022	3136A8SX9	PAID DOWN PAR VALUE OF F N M A GTD REMIC 1.500% 9/25/27	(595.77)	-	595.77	(603.48)	-	(7.71)
240907020	RCTC 2017 TIFIA RAMP UP FD	02/25/2022			3136A8SX9	INTEREST EARNED ON F N M A GTD REMIC 1.500% 9/25/27 $1 PV ON 18.5400 SHARES DUE 2/25/2022 $0.00125/PV ON 14,835.94 PV DUE 2/25/22	-	-	18.54	-	-	-
240907020	RCTC 2017 TIFIA RAMP UP FD	02/25/2022			3136A96F0	INTEREST EARNED ON F N M A GTD REMIC 2.183% 11/25/22 $1 PV ON 27638.2800 SHARES DUE 2/25/2022 PENALTY PAYMENT	-	-	0.14	-	-	-
240907020	RCTC 2017 TIFIA RAMP UP FD	02/25/2022			3136A96F0	INTEREST EARNED ON F N M A GTD REMIC 2.183% 11/25/22 $1 PV ON 50.3000 SHARES DUE 2/25/2022 $0.00182/PV ON 27,638.28 PV DUE 2/25/22	-	-	50.30	-	-	-
240907020	RCTC 2017 TIFIA RAMP UP FD	02/25/2022	02/25/2022	02/25/2022	3136A96F0	PAID DOWN PAR VALUE OF F N M A GTD REMIC 2.183% 11/25/22	(2,276.55)	-	2,276.55	(2,206.56)	-	69.99
240907020	RCTC 2017 TIFIA RAMP UP FD	02/25/2022			3136ABNZ2	AMORTIZED PREMIUM ON F N M A GTD REMIC 2.000% 11/25/42 CURRENT YEAR AMORTIZATION	-	-	-	(3.68)	-	-
240907020	RCTC 2017 TIFIA RAMP UP FD	02/25/2022	02/25/2022	02/25/2022	3136ABNZ2	PAID DOWN PAR VALUE OF F N M A GTD REMIC 2.000% 11/25/42	(753.71)	-	753.71	(765.86)	-	(12.15)
240907020	RCTC 2017 TIFIA RAMP UP FD	02/25/2022			3136ABNZ2	INTEREST EARNED ON F N M A GTD REMIC 2.000% 11/25/42 $1 PV ON 28.3400 SHARES DUE 2/25/2022 $0.00167/PV ON 17,002.78 PV DUE 2/25/22	-	-	28.34	-	-	-
240907020	RCTC 2017 TIFIA RAMP UP FD	02/25/2022			3136AC7J4	INTEREST EARNED ON F N M A GTD REMIC 2.596% 3/25/23 $1 PV ON 34.9600 SHARES DUE 2/25/2022 $0.00215/PV ON 16,289.02 PV DUE 2/25/22	-	-	34.96	-	-	-
240907020	RCTC 2017 TIFIA RAMP UP FD	02/25/2022	02/25/2022	02/25/2022	3136AC7J4	PAID DOWN PAR VALUE OF F N M A GTD REMIC 2.596% 3/25/23	(35.25)	-	35.25	(34.67)	-	0.58
240907020	RCTC 2017 TIFIA RAMP UP FD	02/25/2022			3136ADZA0	AMORTIZED PREMIUM ON F N M A GTD REMIC 1.250% 4/25/28 CURRENT YEAR AMORTIZATION	-	-	-	(10.51)	-	-
240907020	RCTC 2017 TIFIA RAMP UP FD	02/25/2022	02/25/2022	02/25/2022	3136ADZA0	PAID DOWN PAR VALUE OF F N M A GTD REMIC 1.250% 4/25/28	(778.77)	-	778.77	(785.43)	-	(6.66)
240907020	RCTC 2017 TIFIA RAMP UP FD	02/25/2022			3136ADZA0	INTEREST EARNED ON F N M A GTD REMIC 1.250% 4/25/28 $1 PV ON 39.3600 SHARES DUE 2/25/2022 $0.00104/PV ON 37,789.99 PV DUE 2/25/22	-	-	39.36	-	-	-
240907020	RCTC 2017 TIFIA RAMP UP FD	02/25/2022			3136AEY84	INTEREST EARNED ON F N M A GTD REMIC 1.750% 7/25/28 $1 PV ON 25.0500 SHARES DUE 2/25/2022 $0.00146/PV ON 17,173.91 PV DUE 2/25/22	-	-	25.05	-	-	-
240907020	RCTC 2017 TIFIA RAMP UP FD	02/25/2022			3136AEY84	AMORTIZED PREMIUM ON F N M A GTD REMIC 1.750% 7/25/28 CURRENT YEAR AMORTIZATION	-	-	-	(7.79)	-	-
240907020	RCTC 2017 TIFIA RAMP UP FD	02/25/2022	02/25/2022	02/25/2022	3136AEY84	PAID DOWN PAR VALUE OF F N M A GTD REMIC 1.750% 7/25/28	(708.91)	-	708.91	(719.15)	-	(10.24)
240907020	RCTC 2017 TIFIA RAMP UP FD	02/25/2022	02/25/2022	02/25/2022	3136AMM48	PAID DOWN PAR VALUE OF F N M A GTD REMIC 2.509% 7/25/22	(494.56)	-	494.56	(482.81)	-	11.75
240907020	RCTC 2017 TIFIA RAMP UP FD	02/25/2022			3136AMM48	INTEREST EARNED ON F N M A GTD REMIC 2.509% 7/25/22 $1 PV ON 13.8600 SHARES DUE 2/25/2022 $0.00209/PV ON 6,627.84 PV DUE 2/25/22	-	-	13.86	-	-	-
240907020	RCTC 2017 TIFIA RAMP UP FD	02/25/2022			3136AQZK9	AMORTIZED PREMIUM ON F N M A GTD REMIC 2.000% 11/25/31 CURRENT YEAR AMORTIZATION	-	-	-	(31.25)	-	-
240907020	RCTC 2017 TIFIA RAMP UP FD	02/25/2022			3136AQZK9	INTEREST EARNED ON F N M A GTD REMIC 2.000% 11/25/31 $1 PV ON 88.2800 SHARES DUE 2/25/2022 $0.00167/PV ON 52,969.36 PV DUE 2/25/22	-	-	88.28	-	-	-
240907020	RCTC 2017 TIFIA RAMP UP FD	02/25/2022	02/25/2022	02/25/2022	3136AQZK9	PAID DOWN PAR VALUE OF F N M A GTD REMIC 2.000% 11/25/31	(1,414.42)	-	1,414.42	(1,448.90)	(34.48)	-
240907020	RCTC 2017 TIFIA RAMP UP FD	02/25/2022	02/25/2022	02/25/2022	3137B1U75	PAID DOWN PAR VALUE OF F H L M C MLTCL MT 3.22404% 1/25/23	(316.43)	-	316.43	(311.07)	-	5.36

2017 Financing STAMP Portfolio Transaction Report by Account
Quarter ended March 31, 2022

Source Account	Account	Transaction Date	Trade Date	Settlement Date	CUSIP	Description	Units	Price	Net Cash Amount	Federal Tax Cost Amount	Short Term Gain/Loss Amount	Long Term Gain/Loss Amount
240907020	RCTC 2017 TIFIA RAMP UP FD	02/25/2022			3137B1U75	INTEREST EARNED ON F H L M C MLTCL MT 3.22404% 1/25/23 $1 PV ON 199.1400 SHARES DUE 2/25/2022 $0.00210/PV ON 94,753.09 PV DUE 2/25/22	-	-	199.14	-	-	-
240907020	RCTC 2017 TIFIA RAMP UP FD	02/25/2022	02/25/2022	02/25/2022	3137B3NW4	PAID DOWN PAR VALUE OF F H L M C MLTCL MTG 2.778% 9/25/22	(2,335.69)	-	2,335.69	(2,315.62)	-	20.07
240907020	RCTC 2017 TIFIA RAMP UP FD	02/25/2022			3137B3NW4	INTEREST EARNED ON F H L M C MLTCL MTG 2.778% 9/25/22 $1 PV ON 43.0900 SHARES DUE 2/25/2022 $0.00231/PV ON 18,613.47 PV DUE 2/25/22	-	-	43.09	-	-	-
240907020	RCTC 2017 TIFIA RAMP UP FD	02/25/2022			3137BDCW4	INTEREST EARNED ON F H L M C MLTCL MTG 3.303% 7/25/24 $1 PV ON 481.6900 SHARES DUE 2/25/2022 $0.00275/PV ON 175,000.00 PV DUE 2/25/22	-	-	481.69	-	-	-
240907020	RCTC 2017 TIFIA RAMP UP FD	02/25/2022			3137BDCW4	AMORTIZED PREMIUM ON F H L M C MLTCL MTG 3.303% 7/25/24 CURRENT YEAR AMORTIZATION	-	-	-	(372.90)	-	-
240907020	RCTC 2017 TIFIA RAMP UP FD	02/25/2022			3137BFE80	AMORTIZED PREMIUM ON F H L M C MLTCL MTG 2.720% 8/25/24 CURRENT YEAR AMORTIZATION	-	-	-	(59.53)	-	-
240907020	RCTC 2017 TIFIA RAMP UP FD	02/25/2022	02/25/2022	02/25/2022	3137BFE80	PAID DOWN PAR VALUE OF F H L M C MLTCL MTG 2.720% 8/25/24	(19,710.90)	-	19,710.90	(20,241.89)	-	(530.99)
240907020	RCTC 2017 TIFIA RAMP UP FD	02/25/2022			3137BFE80	INTEREST EARNED ON F H L M C MLTCL MTG 2.720% 8/25/24 $1 PV ON 744.9000 SHARES DUE 2/25/2022 $0.01146/PV ON 65,006.10 PV DUE 2/25/22	-	-	744.90	-	-	-
240907020	RCTC 2017 TIFIA RAMP UP FD	02/25/2022			3137BJQ71	INTEREST EARNED ON F H L M C MLTCL MT 2.76996% 5/25/25 $1 PV ON 346.2500 SHARES DUE 2/25/2022 $0.00231/PV ON 150,000.00 PV DUE 2/25/22	-	-	346.25	-	-	-
240907020	RCTC 2017 TIFIA RAMP UP FD	02/25/2022			3137BJQ71	AMORTIZED PREMIUM ON F H L M C MLTCL MT 2.76996% 5/25/25 CURRENT YEAR AMORTIZATION	-	-	-	(241.15)	-	-
240907020	RCTC 2017 TIFIA RAMP UP FD	02/25/2022			3137BLW87	AMORTIZED PREMIUM ON F H L M C MLTCL MTG 2.802% 1/25/25 CURRENT YEAR AMORTIZATION	-	-	-	(184.34)	-	-
240907020	RCTC 2017 TIFIA RAMP UP FD	02/25/2022			3137BLW87	INTEREST EARNED ON F H L M C MLTCL MTG 2.802% 1/25/25 $1 PV ON 393.2600 SHARES DUE 2/25/2022 $0.00234/PV ON 168,422.56 PV DUE 2/25/22	-	-	393.26	-	-	-
240907020	RCTC 2017 TIFIA RAMP UP FD	02/25/2022	02/25/2022	02/25/2022	3137BLW87	PAID DOWN PAR VALUE OF F H L M C MLTCL MTG 2.802% 1/25/25	(3,966.76)	-	3,966.76	(4,115.91)	(74.06)	(75.09)
240907020	RCTC 2017 TIFIA RAMP UP FD	02/25/2022			3137BQBY2	AMORTIZED PREMIUM ON F H L M C MLTCL MT 2.18304% 5/25/22 CURRENT YEAR AMORTIZATION	-	-	-	(3.28)	-	-
240907020	RCTC 2017 TIFIA RAMP UP FD	02/25/2022	02/25/2022	02/25/2022	3137BQBY2	PAID DOWN PAR VALUE OF F H L M C MLTCL MT 2.18304% 5/25/22	(15,427.01)	-	15,427.01	(15,435.79)	-	(8.78)
240907020	RCTC 2017 TIFIA RAMP UP FD	02/25/2022			3137BQBY2	INTEREST EARNED ON F H L M C MLTCL MT 2.18304% 5/25/22 $1 PV ON 30.1000 SHARES DUE 2/25/2022 $0.00182/PV ON 16,548.39 PV DUE 2/25/22	-	-	30.10	-	-	-
240907020	RCTC 2017 TIFIA RAMP UP FD	02/25/2022			3138EJPZ5	AMORTIZED PREMIUM ON F N M A #AL2239 3.370% 7/01/22 CURRENT YEAR AMORTIZATION	-	-	-	(0.64)	-	-
240907020	RCTC 2017 TIFIA RAMP UP FD	02/25/2022	02/25/2022	02/25/2022	3138EJPZ5	PAID DOWN PAR VALUE OF F N M A #AL2239 3.370% 7/01/22 P & I DUE 2/25/22	(1,214.28)	-	1,214.28	(1,216.89)	-	(2.61)
240907020	RCTC 2017 TIFIA RAMP UP FD	02/25/2022			3138EJPZ5	INTEREST EARNED ON F N M A #AL2239 3.370% 7/01/22 $1 PV ON 3.5200 SHARES DUE 2/25/2022 P & I DUE 2/25/22	-	-	3.52	-	-	-
240907020	RCTC 2017 TIFIA RAMP UP FD	02/25/2022			3138EQRJ3	AMORTIZED PREMIUM ON F N M A #AL7688 3.500% 11/01/30 CURRENT YEAR AMORTIZATION	-	-	-	(233.69)	-	-
240907020	RCTC 2017 TIFIA RAMP UP FD	02/25/2022	02/25/2022	02/25/2022	3138EQRJ3	PAID DOWN PAR VALUE OF F N M A #AL7688 3.500% 11/01/30 JANUARY FNMA DUE 2/25/22	(3,879.95)	-	3,879.95	(4,098.93)	-	(218.98)
240907020	RCTC 2017 TIFIA RAMP UP FD	02/25/2022			3138EQRJ3	INTEREST EARNED ON F N M A #AL7688 3.500% 11/01/30 $1 PV ON 471.7900 SHARES DUE 2/25/2022 JANUARY FNMA DUE 2/25/22	-	-	471.79	-	-	-
240907020	RCTC 2017 TIFIA RAMP UP FD	02/25/2022			3138ETQP4	INTEREST EARNED ON F N M A #AL8561 3.500% 6/01/31 $1 PV ON 92.1400 SHARES DUE 2/25/2022 JANUARY FNMA DUE 2/25/22	-	-	92.14	-	-	-
240907020	RCTC 2017 TIFIA RAMP UP FD	02/25/2022	02/25/2022	02/25/2022	3138ETQP4	PAID DOWN PAR VALUE OF F N M A #AL8561 3.500% 6/01/31 JANUARY FNMA DUE 2/25/22	(827.35)	-	827.35	(880.00)	-	(52.65)
240907020	RCTC 2017 TIFIA RAMP UP FD	02/25/2022			3138ETQP4	AMORTIZED PREMIUM ON F N M A #AL8561 3.500% 6/01/31 CURRENT YEAR AMORTIZATION	-	-	-	(49.19)	-	-
240907020	RCTC 2017 TIFIA RAMP UP FD	02/25/2022	02/25/2022	02/25/2022	3138WEMJ5	PAID DOWN PAR VALUE OF F N M A #AS4860 2.500% 5/01/30 JANUARY FNMA DUE 2/25/22	(4,041.75)	-	4,041.75	(4,195.69)	(153.94)	-
240907020	RCTC 2017 TIFIA RAMP UP FD	02/25/2022			3138WEMJ5	AMORTIZED PREMIUM ON F N M A #AS4860 2.500% 5/01/30 CURRENT YEAR AMORTIZATION	-	-	-	(159.15)	-	-
240907020	RCTC 2017 TIFIA RAMP UP FD	02/25/2022			3138WEMJ5	INTEREST EARNED ON F N M A #AS4860 2.500% 5/01/30 $1 PV ON 373.2100 SHARES DUE 2/25/2022 JANUARY FNMA DUE 2/25/22	-	-	373.21	-	-	-
240907020	RCTC 2017 TIFIA RAMP UP FD	02/25/2022			31392J6N4	INTEREST EARNED ON F N M A GTD REMIC 5.500% 4/25/23 $1 PV ON 281.5400 SHARES DUE 2/25/2022 $0.00458/PV ON 61,426.94 PV DUE 2/25/22	-	-	281.54	-	-	-
240907020	RCTC 2017 TIFIA RAMP UP FD	02/25/2022			31392J6N4	AMORTIZED PREMIUM ON F N M A GTD REMIC 5.500% 4/25/23 CURRENT YEAR AMORTIZATION	-	-	-	(18.45)	-	-
240907020	RCTC 2017 TIFIA RAMP UP FD	02/25/2022	02/25/2022	02/25/2022	31392J6N4	PAID DOWN PAR VALUE OF F N M A GTD REMIC 5.500% 4/25/23	(7,328.12)	-	7,328.12	(7,343.95)	-	(15.83)
240907020	RCTC 2017 TIFIA RAMP UP FD	02/25/2022			3140J8ME0	AMORTIZED PREMIUM ON F N M A #BM3956 3.000% 12/01/32 CURRENT YEAR AMORTIZATION	-	-	-	(23.81)	-	-
240907020	RCTC 2017 TIFIA RAMP UP FD	02/25/2022	02/25/2022	02/25/2022	3140J8ME0	PAID DOWN PAR VALUE OF F N M A #BM3956 3.000% 12/01/32 P & I DUE 02/25/22	(412.04)	-	412.04	(433.60)	-	(21.56)
240907020	RCTC 2017 TIFIA RAMP UP FD	02/25/2022			3140J8ME0	INTEREST EARNED ON F N M A #BM3956 3.000% 12/01/32 $1 PV ON 57.6100 SHARES DUE 2/25/2022 P & I DUE 02/25/22	-	-	57.61	-	-	-

RIVERSIDE COUNTY TRANSPORTATION COMMISSION

2017 Financing STAMP Portfolio Transaction Report by Account
Quarter ended March 31, 2022

Source Account	Account	Transaction Date	Trade Date	Settlement Date	CUSIP	Description	Units	Price	Net Cash Amount	Federal Tax Cost Amount	Short Term Gain/Loss Amount	Long Term Gain/Loss Amount
240907020	RCTC 2017 TIFIA RAMP UP FD	02/25/2022			3140X4H90	INTEREST EARNED ON F N M A #FM1155 2.500% 6/01/32 $1 PV ON 341.7500 SHARES DUE 2/25/2022 JANUARY FNMA DUE 2/25/22	-	-	341.75	-	-	-
240907020	RCTC 2017 TIFIA RAMP UP FD	02/25/2022	02/25/2022	02/25/2022	3140X4H90	PAID DOWN PAR VALUE OF F N M A #FM1155 2.500% 6/01/32 JANUARY FNMA DUE 2/25/22	(4,080.47)	-	4,080.47	(4,254.00)	(114.84)	(58.69)
240907020	RCTC 2017 TIFIA RAMP UP FD	02/25/2022			3140X4H90	AMORTIZED PREMIUM ON F N M A #FM1155 2.500% 6/01/32 CURRENT YEAR AMORTIZATION	-	-	-	(134.57)	-	-
240907020	RCTC 2017 TIFIA RAMP UP FD	02/25/2022	02/25/2022	02/25/2022	3140X7LS6	PAID DOWN PAR VALUE OF F N M A #FM3936 2.500% 8/01/35 JANUARY FNMA DUE 2/25/22	(1,871.32)	-	1,871.32	(1,952.94)	(81.62)	-
240907020	RCTC 2017 TIFIA RAMP UP FD	02/25/2022			3140X7LS6	INTEREST EARNED ON F N M A #FM3936 2.500% 8/01/35 $1 PV ON 190.0500 SHARES DUE 2/25/2022 JANUARY FNMA DUE 2/25/22	-	-	190.05	-	-	-
240907020	RCTC 2017 TIFIA RAMP UP FD	02/25/2022			3140X7LS6	AMORTIZED PREMIUM ON F N M A #FM3936 2.500% 8/01/35 CURRENT YEAR AMORTIZATION	-	-	-	(61.88)	-	-
240907020	RCTC 2017 TIFIA RAMP UP FD	02/25/2022			3140X9VK8	AMORTIZED PREMIUM ON F N M A #FM6017 3.000% 2/01/35 CURRENT YEAR AMORTIZATION	-	-	-	(76.00)	-	-
240907020	RCTC 2017 TIFIA RAMP UP FD	02/25/2022			3140X9VK8	INTEREST EARNED ON F N M A #FM6017 3.000% 2/01/35 $1 PV ON 185.9900 SHARES DUE 2/25/2022 JANUARY FNMA DUE 2/25/22	-	-	185.99	-	-	-
240907020	RCTC 2017 TIFIA RAMP UP FD	02/25/2022	02/25/2022	02/25/2022	3140X9VK8	PAID DOWN PAR VALUE OF F N M A #FM6017 3.000% 2/01/35 JANUARY FNMA DUE 2/25/22	(2,362.80)	-	2,362.80	(2,502.79)	-	(139.99)
240907020	RCTC 2017 TIFIA RAMP UP FD	02/25/2022			31418CDH4	AMORTIZED PREMIUM ON F N M A #MA2803 2.500% 11/01/31 CURRENT YEAR AMORTIZATION	-	-	-	(27.72)	-	-
240907020	RCTC 2017 TIFIA RAMP UP FD	02/25/2022	02/25/2022	02/25/2022	31418CDH4	PAID DOWN PAR VALUE OF F N M A #MA2803 2.500% 11/01/31 JANUARY FNMA DUE 2/25/22	(773.83)	-	773.83	(804.87)	(31.04)	-
240907020	RCTC 2017 TIFIA RAMP UP FD	02/25/2022			31418CDH4	INTEREST EARNED ON F N M A #MA2803 2.500% 11/01/31 $1 PV ON 71.1100 SHARES DUE 2/25/2022 JANUARY FNMA DUE 2/25/22	-	-	71.11	-	-	-
240907020	RCTC 2017 TIFIA RAMP UP FD	02/25/2022			31418D7K2	INTEREST EARNED ON F N M A #MA4497 2.000% 11/01/36 $1 PV ON 671.9600 SHARES DUE 2/25/2022 JANUARY FNMA DUE 2/25/22	-	-	671.96	-	-	-
240907020	RCTC 2017 TIFIA RAMP UP FD	02/25/2022	02/25/2022	02/25/2022	31418D7K2	PAID DOWN PAR VALUE OF F N M A #MA4497 2.000% 11/01/36 JANUARY FNMA DUE 2/25/22	(3,342.02)	-	3,342.02	(3,412.51)	(70.49)	-
240907020	RCTC 2017 TIFIA RAMP UP FD	02/25/2022			31418D7K2	AMORTIZED PREMIUM ON F N M A #MA4497 2.000% 11/01/36 CURRENT YEAR AMORTIZATION	-	-	-	(116.33)	-	-
240907020	RCTC 2017 TIFIA RAMP UP FD	02/25/2022			31418DSA1	AMORTIZED PREMIUM ON F N M A #MA4112 3.000% 8/01/35 CURRENT YEAR AMORTIZATION	-	-	-	(50.57)	-	-
240907020	RCTC 2017 TIFIA RAMP UP FD	02/25/2022	02/25/2022	02/25/2022	31418DSA1	PAID DOWN PAR VALUE OF F N M A #MA4112 3.000% 8/01/35 JANUARY FNMA DUE 2/25/22	(1,122.28)	-	1,122.28	(1,171.34)	-	(49.06)
240907020	RCTC 2017 TIFIA RAMP UP FD	02/25/2022			31418DSA1	INTEREST EARNED ON F N M A #MA4112 3.000% 8/01/35 $1 PV ON 172.3900 SHARES DUE 2/25/2022 JANUARY FNMA DUE 2/25/22	-	-	172.39	-	-	-
240907020	RCTC 2017 TIFIA RAMP UP FD	02/25/2022			31418DVU3	AMORTIZED PREMIUM ON F N M A #MA4226 2.000% 12/01/30 CURRENT YEAR AMORTIZATION	-	-	-	(124.71)	-	-
240907020	RCTC 2017 TIFIA RAMP UP FD	02/25/2022			31418DVU3	INTEREST EARNED ON F N M A #MA4226 2.000% 12/01/30 $1 PV ON 319.6600 SHARES DUE 2/25/2022 JANUARY FNMA DUE 2/25/22	-	-	319.66	-	-	-
240907020	RCTC 2017 TIFIA RAMP UP FD	02/25/2022	02/25/2022	02/25/2022	31418DVU3	PAID DOWN PAR VALUE OF F N M A #MA4226 2.000% 12/01/30 JANUARY FNMA DUE 2/25/22	(4,769.18)	-	4,769.18	(4,911.22)	(142.04)	-
240907020	RCTC 2017 TIFIA RAMP UP FD	02/25/2022	02/25/2022	02/25/2022	31846V203	PURCHASED UNITS OF FIRST AM GOVT OB FD CL Y	53,724.24	1.00	(53,724.24)	53,724.24	-	-
240907020	RCTC 2017 TIFIA RAMP UP FD	02/25/2022	02/25/2022	02/25/2022	31846V203	PURCHASED UNITS OF FIRST AM GOVT OB FD CL Y	47,110.19	1.00	(47,110.19)	47,110.19	-	-
240907020	RCTC 2017 TIFIA RAMP UP FD	02/28/2022				CASH DISBURSEMENT TRANSFER TO PRINCIPAL INCOME EARNINGS	-	-	(14,380.80)	-	-	-
240907020	RCTC 2017 TIFIA RAMP UP FD	02/28/2022				CASH RECEIPT TRANSFER FROM INCOME INCOME EARNINGS	-	-	14,380.80	-	-	-
240907020	RCTC 2017 TIFIA RAMP UP FD	02/28/2022			3137AYCE9	AMORTIZED PREMIUM ON F H L M C MLTCL MTG 2.682% 10/25/22 CURRENT YEAR AMORTIZATION	-	-	-	(57.14)	-	-
240907020	RCTC 2017 TIFIA RAMP UP FD	02/28/2022	02/25/2022	02/28/2022	3137AYCE9	PAID DOWN PAR VALUE OF F H L M C MLTCL MTG 2.682% 10/25/22	(559.34)	-	559.34	(561.85)	-	(2.51)
240907020	RCTC 2017 TIFIA RAMP UP FD	02/28/2022			3137AYCE9	INTEREST EARNED ON F H L M C MLTCL MTG 2.682% 10/25/22 $1 PV ON 221.9900 SHARES DUE 2/25/2022 $0.00224/PV ON 99,323.22 PV DUE 2/25/22	-	-	221.99	-	-	-
240907020	RCTC 2017 TIFIA RAMP UP FD	02/28/2022			3137B7YY9	AMORTIZED PREMIUM ON F H L M C MLTCL MT 3.490% 1/25/24 CURRENT YEAR AMORTIZATION	-	-	-	(485.12)	-	-
240907020	RCTC 2017 TIFIA RAMP UP FD	02/28/2022			3137B7YY9	INTEREST EARNED ON F H L M C MLTCL MT 3.490% 1/25/24 $1 PV ON 209000.0000 SHARES DUE 2/25/2022	-	-	607.84	-	-	-
240907020	RCTC 2017 TIFIA RAMP UP FD	02/28/2022	02/28/2022	02/28/2022	31846V203	PURCHASED UNITS OF FIRST AM GOVT OB FD CL Y	607.84	1.00	(607.84)	607.84	-	-
240907020	RCTC 2017 TIFIA RAMP UP FD	02/28/2022	02/28/2022	02/28/2022	31846V203	PURCHASED UNITS OF FIRST AM GOVT OB FD CL Y	1,376,943.75	1.00	(1,376,943.75)	1,376,943.75	-	-
240907020	RCTC 2017 TIFIA RAMP UP FD	02/28/2022			912828J43	AMORTIZED PREMIUM ON U S TREASURY NT 1.750% 2/28/22 CURRENT YEAR AMORTIZATION	-	-	-	(3,632.70)	-	-
240907020	RCTC 2017 TIFIA RAMP UP FD	02/28/2022	02/28/2022	02/28/2022	912828J43	MATURED PAR VALUE OF U S TREASURY NT 1.750% 2/28/22 1,365,000 PAR VALUE AT 100 %	(1,365,000.00)	1.00	1,365,000.00	(1,365,000.00)	-	-
240907020	RCTC 2017 TIFIA RAMP UP FD	02/28/2022			912828J43	INTEREST EARNED ON U S TREASURY NT 1.750% 2/28/22 $1 PV ON 1365000.0000 SHARES DUE 2/28/2022	-	-	11,943.75	-	-	-
240907020	RCTC 2017 TIFIA RAMP UP FD	03/01/2022				CASH RECEIPT TRANSFER FROM INCOME INCOME EARNINGS	-	-	396.43	-	-	-
240907020	RCTC 2017 TIFIA RAMP UP FD	03/01/2022				CASH DISBURSEMENT TRANSFER TO PRINCIPAL INCOME EARNINGS	-	-	(396.43)	-	-	-
240907020	RCTC 2017 TIFIA RAMP UP FD	03/01/2022	03/01/2022	03/01/2022	31846V203	SOLD UNITS OF FIRST AM GOVT OB FD CL Y	(1,462,450.40)	1.00	1,462,450.40	(1,462,450.40)	-	-
240907020	RCTC 2017 TIFIA RAMP UP FD	03/01/2022	03/01/2022	03/01/2022	31846V203	SOLD UNITS OF FIRST AM GOVT OB FD CL Y	(0.46)	1.00	0.46	(0.46)	-	-

RIVERSIDE COUNTY TRANSPORTATION COMMISSION

2017 Financing STAMP Portfolio Transaction Report by Account
Quarter ended March 31, 2022

Source Account	Account	Transaction Date	Trade Date	Settlement Date	CUSIP	Description	Units	Price	Net Cash Amount	Federal Tax Cost Amount	Short Term Gain/Loss Amount	Long Term Gain/Loss Amount
240907020	RCTC 2017 TIFIA RAMP UP FD	03/01/2022			31846V203	INTEREST EARNED ON FIRST AM GOVT OB FD CL Y UNIT ON 0.0000 SHARES DUE 2/28/2022 INTEREST FROM 2/1/22 TO 2/28/22	-	-	0.77	-	-	-
240907020	RCTC 2017 TIFIA RAMP UP FD	03/01/2022		03/01/2022	91282CCQ2	PAID ACCRUED INTEREST ON PURCHASE OF U S TREASURY NT 0.00001% 7/31/23	-	-	(90.84)	-	-	-
240907020	RCTC 2017 TIFIA RAMP UP FD	03/01/2022	02/28/2022	03/01/2022	91282CCQ2	PURCHASED PAR VALUE OF U S TREASURY NT 0.00001% 7/31/23 /JCSIUS33 HSBC SECS USA NY/310,000 PAR VALUE AT 100.15182581 %	310,000.00	1.00	(310,470.66)	310,470.66	-	-
240907020	RCTC 2017 TIFIA RAMP UP FD	03/01/2022	02/28/2022	03/01/2022	91282CDE8	PURCHASED PAR VALUE OF U S TREASURY NT 0.325% 10/31/23 /BARCUS3B BARCLAYS CAP WHIPPANY/1,150,000 PAR VALUE AT 100.20244609 %	1,150,000.00	1.00	(1,152,328.13)	1,152,328.13	-	-
240907020	RCTC 2017 TIFIA RAMP UP FD	03/01/2022		03/01/2022	91282CDE8	PAID ACCRUED INTEREST ON PURCHASE OF U S TREASURY NT 0.325% 10/31/23	-	-	(342.56)	-	-	-
240907020	RCTC 2017 TIFIA RAMP UP FD	03/02/2022				CASH RECEIPT TRANSFER FROM INCOME INCOME EARNINGS	-	-	0.77	-	-	-
240907020	RCTC 2017 TIFIA RAMP UP FD	03/02/2022				CASH DISBURSEMENT TRANSFER TO PRINCIPAL INCOME EARNINGS	-	-	(0.77)	-	-	-
240907020	RCTC 2017 TIFIA RAMP UP FD	03/02/2022	03/02/2022	03/02/2022	31846V203	PURCHASED UNITS OF FIRST AM GOVT OB FD CL Y	0.77	1.00	(0.77)	0.77	-	-
240907020	RCTC 2017 TIFIA RAMP UP FD	03/03/2022	03/02/2022	03/03/2022	3130AR2C4	PURCHASED PAR VALUE OF F H L B DEB 2.200% 2/28/25 /WFSLUS33 WELLS FARGO CHARL NC/105,000 PAR VALUE AT 100 %	105,000.00	1.00	(105,000.00)	105,000.00	-	-
240907020	RCTC 2017 TIFIA RAMP UP FD	03/03/2022		03/03/2022	3130AR2C4	PAID ACCRUED INTEREST ON PURCHASE OF F H L B DEB 2.200% 2/28/25	-	-	(32.08)	-	-	-
240907020	RCTC 2017 TIFIA RAMP UP FD	03/03/2022	03/03/2022	03/03/2022	31846V203	SOLD UNITS OF FIRST AM GOVT OB FD CL Y	(54,949.29)	1.00	54,949.29	(54,949.29)	-	-
240907020	RCTC 2017 TIFIA RAMP UP FD	03/03/2022	03/02/2022	03/03/2022	91282CCQ2	SOLD PAR VALUE OF U S TREASURY NT 0.00001% 7/31/23 /JCSIUS33 HSBC SECS USA NY/50,000 PAR VALUE AT 100.13412 %	(50,000.00)	1.00	50,067.06	(50,002.63)	64.43	-
240907020	RCTC 2017 TIFIA RAMP UP FD	03/03/2022			91282CCQ2	AMORTIZED PREMIUM ON U S TREASURY NT 0.00001% 7/31/23 CURRENT YEAR AMORTIZATION	-	-	-	(7.00)	-	-
240907020	RCTC 2017 TIFIA RAMP UP FD	03/03/2022		03/03/2022	91282CCQ2	RECEIVED ACCRUED INTEREST ON SALE OF U S TREASURY NT 0.00001% 7/31/23	-	-	15.73	-	-	-
240907020	RCTC 2017 TIFIA RAMP UP FD	03/15/2022				CASH DISBURSEMENT TRANSFER TO PRINCIPAL INCOME EARNINGS	-	-	(4,540.42)	-	-	-
240907020	RCTC 2017 TIFIA RAMP UP FD	03/15/2022				CASH RECEIPT TRANSFER FROM INCOME INCOME EARNINGS	-	-	4,540.42	-	-	-
240907020	RCTC 2017 TIFIA RAMP UP FD	03/15/2022			3128MMT52	INTEREST EARNED ON F H L M C GD G18571 2.500% 10/01/30 $1 PV ON 349.0400 SHARES DUE 3/15/2022 FEBRUARY FHLMC DUE 3/15/22	-	-	349.04	-	-	-
240907020	RCTC 2017 TIFIA RAMP UP FD	03/15/2022			3128MMT52	AMORTIZED PREMIUM ON F H L M C GD G18571 2.500% 10/01/30 CURRENT YEAR AMORTIZATION	-	-	-	(124.86)	-	-
240907020	RCTC 2017 TIFIA RAMP UP FD	03/15/2022	03/15/2022	03/15/2022	3128MMT52	PAID DOWN PAR VALUE OF F H L M C GD G18571 2.500% 10/01/30 FEBRUARY FHLMC DUE 3/15/22	(3,363.23)	-	3,363.23	(3,486.31)	-	(123.08)
240907020	RCTC 2017 TIFIA RAMP UP FD	03/15/2022	03/15/2022	03/15/2022	3128MMUL5	PAID DOWN PAR VALUE OF F H L M C GD G18586 2.500% 2/01/31 FEBRUARY FHLMC DUE 3/15/22	(388.70)	-	388.70	(404.26)	-	(15.56)
240907020	RCTC 2017 TIFIA RAMP UP FD	03/15/2022			3128MMUL5	INTEREST EARNED ON F H L M C GD G18586 2.500% 2/01/31 $1 PV ON 29.1300 SHARES DUE 3/15/2022 FEBRUARY FHLMC DUE 3/15/22	-	-	29.13	-	-	-
240907020	RCTC 2017 TIFIA RAMP UP FD	03/15/2022			3128MMUL5	AMORTIZED PREMIUM ON F H L M C GD G18586 2.500% 2/01/31 CURRENT YEAR AMORTIZATION	-	-	-	(11.04)	-	-
240907020	RCTC 2017 TIFIA RAMP UP FD	03/15/2022			31307NP40	INTEREST EARNED ON F H L M C GD J32243 3.000% 7/01/30 $1 PV ON 171.2100 SHARES DUE 3/15/2022 FEBRUARY FHLMC DUE 3/15/22	-	-	171.21	-	-	-
240907020	RCTC 2017 TIFIA RAMP UP FD	03/15/2022	03/15/2022	03/15/2022	31307NP40	PAID DOWN PAR VALUE OF F H L M C GD J32243 3.000% 7/01/30 FEBRUARY FHLMC DUE 3/15/22	(1,788.78)	-	1,788.78	(1,886.37)	-	(97.59)
240907020	RCTC 2017 TIFIA RAMP UP FD	03/15/2022			31307NP40	AMORTIZED PREMIUM ON F H L M C GD J32243 3.000% 7/01/30 CURRENT YEAR AMORTIZATION	-	-	-	(81.92)	-	-
240907020	RCTC 2017 TIFIA RAMP UP FD	03/15/2022			3137AQQE1	INTEREST EARNED ON F H L M C MLTCL MTG 1.500% 5/15/27 $1 PV ON 39.1800 SHARES DUE 3/15/2022 $0.00125/PV ON 31,340.90 PV DUE 3/15/22	-	-	39.18	-	-	-
240907020	RCTC 2017 TIFIA RAMP UP FD	03/15/2022	03/15/2022	03/15/2022	3137AQQE1	PAID DOWN PAR VALUE OF F H L M C MLTCL MTG 1.500% 5/15/27	(911.64)	-	911.64	(922.57)	-	(10.93)
240907020	RCTC 2017 TIFIA RAMP UP FD	03/15/2022			3137AQQE1	AMORTIZED PREMIUM ON F H L M C MLTCL MTG 1.500% 5/15/27 CURRENT YEAR AMORTIZATION	-	-	-	(12.76)	-	-
240907020	RCTC 2017 TIFIA RAMP UP FD	03/15/2022			3137AWWM3	AMORTIZED PREMIUM ON F H L M C MLTCL MTG 1.250% 12/15/27 CURRENT YEAR AMORTIZATION	-	-	-	(4.47)	-	-
240907020	RCTC 2017 TIFIA RAMP UP FD	03/15/2022	03/15/2022	03/15/2022	3137AWWM3	PAID DOWN PAR VALUE OF F H L M C MLTCL MTG 1.250% 12/15/27	(427.31)	-	427.31	(430.95)	-	(3.64)
240907020	RCTC 2017 TIFIA RAMP UP FD	03/15/2022			3137AWWM3	INTEREST EARNED ON F H L M C MLTCL MTG 1.250% 12/15/27 $1 PV ON 17.5800 SHARES DUE 3/15/2022 $0.00104/PV ON 16,882.38 PV DUE 3/15/22	-	-	17.58	-	-	-
240907020	RCTC 2017 TIFIA RAMP UP FD	03/15/2022	03/15/2022	03/15/2022	3137AYSH5	PAID DOWN PAR VALUE OF F H L M C MLTCL MTG 1.750% 12/15/42	(2,447.64)	-	2,447.64	(2,494.75)	(47.11)	-
240907020	RCTC 2017 TIFIA RAMP UP FD	03/15/2022			3137AYSH5	AMORTIZED PREMIUM ON F H L M C MLTCL MTG 1.750% 12/15/42 CURRENT YEAR AMORTIZATION	-	-	-	(23.49)	-	-
240907020	RCTC 2017 TIFIA RAMP UP FD	03/15/2022			3137AYSH5	INTEREST EARNED ON F H L M C MLTCL MTG 1.750% 12/15/42 $1 PV ON 147.4600 SHARES DUE 3/15/2022 $0.00146/PV ON 101,120.30 PV DUE 3/15/22	-	-	147.46	-	-	-
240907020	RCTC 2017 TIFIA RAMP UP FD	03/15/2022			3137B2Z78	AMORTIZED PREMIUM ON F H L M C MLTCL MTG 1.400% 7/15/23 CURRENT YEAR AMORTIZATION	-	-	-	(2.36)	-	-
240907020	RCTC 2017 TIFIA RAMP UP FD	03/15/2022	03/15/2022	03/15/2022	3137B2Z78	PAID DOWN PAR VALUE OF F H L M C MLTCL MTG 1.400% 7/15/23	(3,294.82)	-	3,294.82	(3,299.72)	-	(4.90)

RIVERSIDE COUNTY TRANSPORTATION COMMISSION

2017 Financing STAMP Portfolio Transaction Report by Account
Quarter ended March 31, 2022

Source Account	Account	Transaction Date	Trade Date	Settlement Date	CUSIP	Description	Units	Price	Net Cash Amount	Federal Tax Cost Amount	Short Term Gain/Loss Amount	Long Term Gain/Loss Amount
240907020	RCTC 2017 TIFIA RAMP UP FD	03/15/2022			3137B2Z78	INTEREST EARNED ON F H L M C MLTCL MTG 1.400% 7/15/23 $1 PV ON 16.3000 SHARES DUE 3/15/2022 $0.00117/PV ON 13,968.64 PV DUE 3/15/22	-	-	16.30	-	-	-
240907020	RCTC 2017 TIFIA RAMP UP FD	03/15/2022			3137B6DF5	AMORTIZED PREMIUM ON F H L M C MLTCL MTG 2.000% 11/15/26 CURRENT YEAR AMORTIZATION	-	-	-	(23.64)	-	-
240907020	RCTC 2017 TIFIA RAMP UP FD	03/15/2022	03/15/2022	03/15/2022	3137B6DF5	PAID DOWN PAR VALUE OF F H L M C MLTCL MTG 2.000% 11/15/26	(2,365.01)	-	2,365.01	(2,397.00)	-	(31.99)
240907020	RCTC 2017 TIFIA RAMP UP FD	03/15/2022			3137B6DF5	INTEREST EARNED ON F H L M C MLTCL MTG 2.000% 11/15/26 $1 PV ON 76.3400 SHARES DUE 3/15/2022 $0.00167/PV ON 45,806.28 PV DUE 3/15/22	-	-	76.34	-	-	-
240907020	RCTC 2017 TIFIA RAMP UP FD	03/15/2022			3137B84S3	INTEREST EARNED ON F H L M C MLTCL MTG 2.000% 2/15/29 $1 PV ON 42.3900 SHARES DUE 3/15/2022 $0.00167/PV ON 25,434.28 PV DUE 3/15/22	-	-	42.39	-	-	-
240907020	RCTC 2017 TIFIA RAMP UP FD	03/15/2022	03/15/2022	03/15/2022	3137B84S3	PAID DOWN PAR VALUE OF F H L M C MLTCL MTG 2.000% 2/15/29	(1,364.89)	-	1,364.89	(1,347.83)	-	17.06
240907020	RCTC 2017 TIFIA RAMP UP FD	03/15/2022	03/15/2022	03/15/2022	3137B9RN7	PAID DOWN PAR VALUE OF F H L M C MLTCL MTG 2.500% 12/15/27	(2,618.88)	-	2,618.88	(2,655.14)	(26.99)	(9.27)
240907020	RCTC 2017 TIFIA RAMP UP FD	03/15/2022			3137B9RN7	AMORTIZED PREMIUM ON F H L M C MLTCL MTG 2.500% 12/15/27 CURRENT YEAR AMORTIZATION	-	-	-	(20.71)	-	-
240907020	RCTC 2017 TIFIA RAMP UP FD	03/15/2022			3137B9RN7	INTEREST EARNED ON F H L M C MLTCL MTG 2.500% 12/15/27 $1 PV ON 101.1600 SHARES DUE 3/15/2022 $0.00208/PV ON 48,559.26 PV DUE 3/15/22	-	-	101.16	-	-	-
240907020	RCTC 2017 TIFIA RAMP UP FD	03/15/2022	03/15/2022	03/15/2022	31846V203	PURCHASED UNITS OF FIRST AM GOVT OB FD CL Y	27,700.03	1.00	(27,700.03)	27,700.03	-	-
240907020	RCTC 2017 TIFIA RAMP UP FD	03/15/2022			36176XQB8	INTEREST EARNED ON G N M A #779250 3.000% 5/15/27 $1 PV ON 316.9800 SHARES DUE 3/15/2022 FEBRUARY GNMA DUE 3/15/22	-	-	316.98	-	-	-
240907020	RCTC 2017 TIFIA RAMP UP FD	03/15/2022			36176XQB8	AMORTIZED PREMIUM ON G N M A #779250 3.000% 5/15/27 CURRENT YEAR AMORTIZATION	-	-	-	(127.08)	-	-
240907020	RCTC 2017 TIFIA RAMP UP FD	03/15/2022	03/15/2022	03/15/2022	36176XQB8	PAID DOWN PAR VALUE OF G N M A #779250 3.000% 5/15/27 FEBRUARY GNMA DUE 3/15/22	(4,172.36)	-	4,172.36	(4,299.60)	-	(127.24)
240907020	RCTC 2017 TIFIA RAMP UP FD	03/15/2022			912828ZD5	INTEREST EARNED ON U S TREASURY NT 0.500% 3/15/23 $1 PV ON 1300000.0000 SHARES DUE 3/15/2022	-	-	3,250.00	-	-	-
240907020	RCTC 2017 TIFIA RAMP UP FD	03/15/2022			912828ZD5	AMORTIZED PREMIUM ON U S TREASURY NT 0.500% 3/15/23 CURRENT YEAR AMORTIZATION	-	-	-	(580.83)	-	-
240907020	RCTC 2017 TIFIA RAMP UP FD	03/16/2022				CASH RECEIPT TRANSFER FROM INCOME INCOME EARNINGS	-	-	141.05	-	-	-
240907020	RCTC 2017 TIFIA RAMP UP FD	03/16/2022				CASH DISBURSEMENT TRANSFER TO PRINCIPAL INCOME EARNINGS	-	-	(141.05)	-	-	-
240907020	RCTC 2017 TIFIA RAMP UP FD	03/16/2022	03/16/2022	03/16/2022	31846V203	PURCHASED UNITS OF FIRST AM GOVT OB FD CL Y	517.76	1.00	(517.76)	517.76	-	-
240907020	RCTC 2017 TIFIA RAMP UP FD	03/16/2022	03/16/2022	03/16/2022	31846V203	PURCHASED UNITS OF FIRST AM GOVT OB FD CL Y	1,938.17	1.00	(1,938.17)	1,938.17	-	-
240907020	RCTC 2017 TIFIA RAMP UP FD	03/16/2022			38375XCM4	INTEREST EARNED ON G N M A GTD REMIC 5.000% 11/16/37 $1 PV ON 2.1500 SHARES DUE 3/16/2022 $0.00417/PV ON 515.61 PV DUE 3/16/22	-	-	2.15	-	-	-
240907020	RCTC 2017 TIFIA RAMP UP FD	03/16/2022	03/16/2022	03/16/2022	38375XCM4	PAID DOWN PAR VALUE OF G N M A GTD REMIC 5.000% 11/16/37	(515.61)	-	515.61	(523.37)	-	(7.76)
240907020	RCTC 2017 TIFIA RAMP UP FD	03/16/2022			38375XCM4	AMORTIZED PREMIUM ON G N M A GTD REMIC 5.000% 11/16/37 CURRENT YEAR AMORTIZATION	-	-	-	(0.12)	-	-
240907020	RCTC 2017 TIFIA RAMP UP FD	03/16/2022	03/16/2022	03/16/2022	38376T5Z1	PAID DOWN PAR VALUE OF G N M A GTD REMIC 3.000% 1/16/39	(785.52)	-	785.52	(809.09)	(23.57)	-
240907020	RCTC 2017 TIFIA RAMP UP FD	03/16/2022			38376T5Z1	INTEREST EARNED ON G N M A GTD REMIC 3.000% 1/16/39 $1 PV ON 61.1600 SHARES DUE 3/16/2022 $0.00250/PV ON 24,463.71 PV DUE 3/16/22	-	-	61.16	-	-	-
240907020	RCTC 2017 TIFIA RAMP UP FD	03/16/2022			38376T5Z1	AMORTIZED PREMIUM ON G N M A GTD REMIC 3.000% 1/16/39 CURRENT YEAR AMORTIZATION	-	-	-	(11.34)	-	-
240907020	RCTC 2017 TIFIA RAMP UP FD	03/16/2022			38376V2E6	INTEREST EARNED ON G N M A GTD REMIC 4.000% 7/16/39 $1 PV ON 33.9600 SHARES DUE 3/16/2022 $0.00333/PV ON 10,189.08 PV DUE 3/16/22	-	-	33.96	-	-	-
240907020	RCTC 2017 TIFIA RAMP UP FD	03/16/2022	03/16/2022	03/16/2022	38376V2E6	PAID DOWN PAR VALUE OF G N M A GTD REMIC 4.000% 7/16/39	(363.88)	-	363.88	(372.11)	-	(8.23)
240907020	RCTC 2017 TIFIA RAMP UP FD	03/16/2022			38376V2E6	AMORTIZED PREMIUM ON G N M A GTD REMIC 4.000% 7/16/39 CURRENT YEAR AMORTIZATION	-	-	-	(3.45)	-	-
240907020	RCTC 2017 TIFIA RAMP UP FD	03/16/2022	03/16/2022	03/16/2022	38378VC45	PAID DOWN PAR VALUE OF G N M A GTD REMIC 2.250% 12/16/41	(647.72)	-	647.72	(624.34)	-	23.38
240907020	RCTC 2017 TIFIA RAMP UP FD	03/16/2022			38378VC45	INTEREST EARNED ON G N M A GTD REMIC 2.250% 12/16/41 $1 PV ON 45.9300 SHARES DUE 3/16/2022 $0.00188/PV ON 24,497.07 PV DUE 3/16/22	-	-	45.93	-	-	-
240907020	RCTC 2017 TIFIA RAMP UP FD	03/17/2022				CASH DISBURSEMENT TRANSFER TO PRINCIPAL INCOME EARNINGS	-	-	(2.15)	-	-	-
240907020	RCTC 2017 TIFIA RAMP UP FD	03/17/2022				CASH RECEIPT TRANSFER FROM INCOME INCOME EARNINGS	-	-	2.15	-	-	-
240907020	RCTC 2017 TIFIA RAMP UP FD	03/21/2022				CASH RECEIPT TRANSFER FROM INCOME INCOME EARNINGS	-	-	299.38	-	-	-
240907020	RCTC 2017 TIFIA RAMP UP FD	03/21/2022				CASH DISBURSEMENT TRANSFER TO PRINCIPAL INCOME EARNINGS	-	-	(299.38)	-	-	-
240907020	RCTC 2017 TIFIA RAMP UP FD	03/21/2022	03/21/2022	03/21/2022	31846V203	PURCHASED UNITS OF FIRST AM GOVT OB FD CL Y	1,060.10	1.00	(1,060.10)	1,060.10	-	-
240907020	RCTC 2017 TIFIA RAMP UP FD	03/21/2022	03/21/2022	03/21/2022	31846V203	PURCHASED UNITS OF FIRST AM GOVT OB FD CL Y	5,289.69	1.00	(5,289.69)	5,289.69	-	-
240907020	RCTC 2017 TIFIA RAMP UP FD	03/21/2022			36179NAJ7	AMORTIZED PREMIUM ON G N M A I I #MA0909 3.000% 4/20/28 CURRENT YEAR AMORTIZATION	-	-	-	(8.47)	-	-
240907020	RCTC 2017 TIFIA RAMP UP FD	03/21/2022	03/20/2022	03/21/2022	36179NAJ7	PAID DOWN PAR VALUE OF G N M A I I #MA0909 3.000% 4/20/28 FEBRUARY GNMA DUE 3/20/22	(237.89)	-	237.89	(245.39)	-	(7.50)

RIVERSIDE COUNTY TRANSPORTATION COMMISSION

2017 Financing STAMP Portfolio Transaction Report by Account
Quarter ended March 31, 2022

Source Account	Account	Transaction Date	Trade Date	Settlement Date	CUSIP	Description	Units	Price	Net Cash Amount	Federal Tax Cost Amount	Short Term Gain/Loss Amount	Long Term Gain/Loss Amount
240907020	RCTC 2017 TIFIA RAMP UP FD	03/21/2022			36179NAJ7	INTEREST EARNED ON G N M A I I #MA0909 3.000% 4/20/28 $1 PV ON 23.5400 SHARES DUE 3/20/2022 FEBRUARY GNMA DUE 3/20/22	-	-	23.54	-	-	-
240907020	RCTC 2017 TIFIA RAMP UP FD	03/21/2022			36179NHK7	INTEREST EARNED ON G N M A I I #MA1134 3.000% 7/20/28 $1 PV ON 166.6600 SHARES DUE 3/20/2022 FEBRUARY GNMA DUE 3/20/22	-	-	166.66	-	-	-
240907020	RCTC 2017 TIFIA RAMP UP FD	03/21/2022			36179NHK7	AMORTIZED PREMIUM ON G N M A I I #MA1134 3.000% 7/20/28 CURRENT YEAR AMORTIZATION	-	-	-	(42.52)	-	-
240907020	RCTC 2017 TIFIA RAMP UP FD	03/21/2022	03/20/2022	03/21/2022	36179NHK7	PAID DOWN PAR VALUE OF G N M A I I #MA1134 3.000% 7/20/28 FEBRUARY GNMA DUE 3/20/22	(1,575.18)	-	1,575.18	(1,611.60)	-	(36.42)
240907020	RCTC 2017 TIFIA RAMP UP FD	03/21/2022			36179NKP2	AMORTIZED PREMIUM ON G N M A II #MA1202 2.500% 8/20/28 CURRENT YEAR AMORTIZATION	-	-	-	(15.81)	-	-
240907020	RCTC 2017 TIFIA RAMP UP FD	03/21/2022	03/20/2022	03/21/2022	36179NKP2	PAID DOWN PAR VALUE OF G N M A II #MA1202 2.500% 8/20/28 P & I DUE 3/20/22	(588.98)	-	588.98	(607.09)	(18.11)	-
240907020	RCTC 2017 TIFIA RAMP UP FD	03/21/2022			36179NKP2	INTEREST EARNED ON G N M A II #MA1202 2.500% 8/20/28 $1 PV ON 40.7800 SHARES DUE 3/20/2022 P & I DUE 3/20/22	-	-	40.78	-	-	-
240907020	RCTC 2017 TIFIA RAMP UP FD	03/21/2022			36202F2H8	INTEREST EARNED ON G N M A I I #005276 3.000% 1/20/27 $1 PV ON 34.2400 SHARES DUE 3/20/2022 P & I DUE 03/20/22	-	-	34.24	-	-	-
240907020	RCTC 2017 TIFIA RAMP UP FD	03/21/2022			36202F2H8	AMORTIZED PREMIUM ON G N M A I I #005276 3.000% 1/20/27 CURRENT YEAR AMORTIZATION	-	-	-	(5.01)	-	-
240907020	RCTC 2017 TIFIA RAMP UP FD	03/21/2022	03/20/2022	03/21/2022	36202F2H8	PAID DOWN PAR VALUE OF G N M A I I #005276 3.000% 1/20/27 P & I DUE 03/20/22	(396.10)	-	396.10	(400.26)	-	(4.16)
240907020	RCTC 2017 TIFIA RAMP UP FD	03/21/2022	03/20/2022	03/21/2022	36202F3H7	PAID DOWN PAR VALUE OF G N M A I I #005300 3.000% 2/20/27 FEBRUARY GNMA DUE 3/20/22	(519.50)	-	519.50	(532.57)	-	(13.07)
240907020	RCTC 2017 TIFIA RAMP UP FD	03/21/2022			36202F3H7	AMORTIZED PREMIUM ON G N M A I I #005300 3.000% 2/20/27 CURRENT YEAR AMORTIZATION	-	-	-	(13.38)	-	-
240907020	RCTC 2017 TIFIA RAMP UP FD	03/21/2022			36202F3H7	INTEREST EARNED ON G N M A I I #005300 3.000% 2/20/27 $1 PV ON 38.7300 SHARES DUE 3/20/2022 FEBRUARY GNMA DUE 3/20/22	-	-	38.73	-	-	-
240907020	RCTC 2017 TIFIA RAMP UP FD	03/21/2022			38377LFC7	AMORTIZED PREMIUM ON G N M A GTD REMIC 2.500% 12/20/39 CURRENT YEAR AMORTIZATION	-	-	-	(0.37)	-	-
240907020	RCTC 2017 TIFIA RAMP UP FD	03/21/2022	03/20/2022	03/21/2022	38377LFC7	PAID DOWN PAR VALUE OF G N M A GTD REMIC 2.500% 12/20/39	(1,038.74)	-	1,038.74	(1,047.32)	-	(8.58)
240907020	RCTC 2017 TIFIA RAMP UP FD	03/21/2022			38377LFC7	INTEREST EARNED ON G N M A GTD REMIC 2.500% 12/20/39 $1 PV ON 4.3700 SHARES DUE 3/20/2022 $0.00208/PV ON 2,099.42 PV DUE 3/20/22	-	-	4.37	-	-	-
240907020	RCTC 2017 TIFIA RAMP UP FD	03/21/2022			38377QKH9	INTEREST EARNED ON G N M A GTD REMIC 3.000% 8/20/40 $1 PV ON 12.0800 SHARES DUE 3/20/2022 $0.00250/PV ON 4,833.44 PV DUE 3/20/22	-	-	12.08	-	-	-
240907020	RCTC 2017 TIFIA RAMP UP FD	03/21/2022			38377QKH9	AMORTIZED PREMIUM ON G N M A GTD REMIC 3.000% 8/20/40 CURRENT YEAR AMORTIZATION	-	-	-	(1.03)	-	-
240907020	RCTC 2017 TIFIA RAMP UP FD	03/21/2022	03/20/2022	03/21/2022	38377QKH9	PAID DOWN PAR VALUE OF G N M A GTD REMIC 3.000% 8/20/40	(256.76)	-	256.76	(259.38)	-	(2.62)
240907020	RCTC 2017 TIFIA RAMP UP FD	03/21/2022			38378HAU0	AMORTIZED PREMIUM ON G N M A GTD REMIC 1.500% 8/20/27 CURRENT YEAR AMORTIZATION	-	-	-	(13.04)	-	-
240907020	RCTC 2017 TIFIA RAMP UP FD	03/21/2022	03/20/2022	03/21/2022	38378HAU0	PAID DOWN PAR VALUE OF G N M A GTD REMIC 1.500% 8/20/27	(1,023.82)	-	1,023.82	(1,035.04)	(7.23)	(3.99)
240907020	RCTC 2017 TIFIA RAMP UP FD	03/21/2022			38378HAU0	INTEREST EARNED ON G N M A GTD REMIC 1.500% 8/20/27 $1 PV ON 45.5700 SHARES DUE 3/20/2022 $0.00125/PV ON 36,460.15 PV DUE 3/20/22	-	-	45.57	-	-	-
240907020	RCTC 2017 TIFIA RAMP UP FD	03/21/2022			38378JZD7	INTEREST EARNED ON G N M A GTD REMIC 1.500% 12/20/40 $1 PV ON 8.4300 SHARES DUE 3/20/2022 $0.00125/PV ON 6,740.18 PV DUE 3/20/22	-	-	8.43	-	-	-
240907020	RCTC 2017 TIFIA RAMP UP FD	03/21/2022	03/20/2022	03/21/2022	38378JZD7	PAID DOWN PAR VALUE OF G N M A GTD REMIC 1.500% 12/20/40	(338.42)	-	338.42	(334.19)	-	4.23
240907020	RCTC 2017 TIFIA RAMP UP FD	03/22/2022				CASH DISBURSEMENT TRANSFER TO PRINCIPAL INCOME EARNINGS	-	-	(75.02)	-	-	-
240907020	RCTC 2017 TIFIA RAMP UP FD	03/22/2022				CASH RECEIPT TRANSFER FROM INCOME INCOME EARNINGS	-	-	75.02	-	-	-
240907020	RCTC 2017 TIFIA RAMP UP FD	03/25/2022				CASH RECEIPT TRANSFER FROM INCOME INCOME EARNINGS	-	-	5,620.74	-	-	-
240907020	RCTC 2017 TIFIA RAMP UP FD	03/25/2022				CASH DISBURSEMENT TRANSFER TO PRINCIPAL INCOME EARNINGS	-	-	(5,620.74)	-	-	-
240907020	RCTC 2017 TIFIA RAMP UP FD	03/25/2022			3132A8GL7	INTEREST EARNED ON F H L M C #ZS7403 3.000% 5/01/31 $1 PV ON 134.1300 SHARES DUE 3/25/2022 FEBRUARY FHLMC DUE 3/25/22	-	-	134.13	-	-	-
240907020	RCTC 2017 TIFIA RAMP UP FD	03/25/2022			3132A8GL7	AMORTIZED PREMIUM ON F H L M C #ZS7403 3.000% 5/01/31 CURRENT YEAR AMORTIZATION	-	-	-	(56.66)	-	-
240907020	RCTC 2017 TIFIA RAMP UP FD	03/25/2022	03/25/2022	03/25/2022	3132A8GL7	PAID DOWN PAR VALUE OF F H L M C #ZS7403 3.000% 5/01/31 FEBRUARY FHLMC DUE 3/25/22	(1,341.08)	-	1,341.08	(1,410.78)	(69.70)	-
240907020	RCTC 2017 TIFIA RAMP UP FD	03/25/2022			3132AEF68	AMORTIZED PREMIUM ON F H L M C #ZT1989 3.500% 1/01/33 CURRENT YEAR AMORTIZATION	-	-	-	(50.58)	-	-
240907020	RCTC 2017 TIFIA RAMP UP FD	03/25/2022	03/25/2022	03/25/2022	3132AEF68	PAID DOWN PAR VALUE OF F H L M C #ZT1989 3.500% 1/01/33 FEBRUARY FHLMC DUE 3/25/22	(809.15)	-	809.15	(866.30)	(57.15)	-
240907020	RCTC 2017 TIFIA RAMP UP FD	03/25/2022			3132AEF68	INTEREST EARNED ON F H L M C #ZT1989 3.500% 1/01/33 $1 PV ON 104.7400 SHARES DUE 3/25/2022 FEBRUARY FHLMC DUE 3/25/22	-	-	104.74	-	-	-
240907020	RCTC 2017 TIFIA RAMP UP FD	03/25/2022			3132AEFC5	INTEREST EARNED ON F H L M C #ZT1963 3.500% 11/01/30 $1 PV ON 208.6100 SHARES DUE 3/25/2022 FEBRUARY FHLMC DUE 3/25/22	-	-	208.61	-	-	-
240907020	RCTC 2017 TIFIA RAMP UP FD	03/25/2022			3132AEFC5	AMORTIZED PREMIUM ON F H L M C #ZT1963 3.500% 11/01/30 CURRENT YEAR AMORTIZATION	-	-	-	(88.64)	-	-

RIVERSIDE COUNTY TRANSPORTATION COMMISSION

2017 Financing STAMP Portfolio Transaction Report by Account
Quarter ended March 31, 2022

Source Account	Account	Transaction Date	Trade Date	Settlement Date	CUSIP	Description	Units	Price	Net Cash Amount	Federal Tax Cost Amount	Short Term Gain/Loss Amount	Long Term Gain/Loss Amount
240907020	RCTC 2017 TIFIA RAMP UP FD	03/25/2022	03/25/2022	03/25/2022	3132AEFC5	PAID DOWN PAR VALUE OF F H L M C #ZT1963 3.500% 11/01/30 FEBRUARY FHLMC DUE 3/25/22	(1,784.22)	-	1,784.22	(1,879.14)	(43.52)	(51.40)
240907020	RCTC 2017 TIFIA RAMP UP FD	03/25/2022	03/25/2022	03/25/2022	3133Q5GZ3	PAID DOWN PAR VALUE OF F H L M C GTD REMIC 1.000% 9/25/33	(1,360.01)	-	1,360.01	(1,373.33)	-	(13.32)
240907020	RCTC 2017 TIFIA RAMP UP FD	03/25/2022			3133Q5GZ3	AMORTIZED PREMIUM ON F H L M C GTD REMIC 1.000% 9/25/33 CURRENT YEAR AMORTIZATION	-	-	-	(13.33)	-	-
240907020	RCTC 2017 TIFIA RAMP UP FD	03/25/2022			3133Q5GZ3	INTEREST EARNED ON F H L M C GTD REMIC 1.000% 9/25/33 $1 PV ON 43.9300 SHARES DUE 3/25/2022 $0.00083/PV ON 52,710.07 PV DUE 3/25/22	-	-	43.93	-	-	-
240907020	RCTC 2017 TIFIA RAMP UP FD	03/25/2022			3136A72D3	INTEREST EARNED ON F N M A GTD REMIC 2.482% 4/25/22 $1 PV ON 1.9800 SHARES DUE 3/25/2022 $0.00207/PV ON 954.96 PV DUE 3/25/22	-	-	1.98	-	-	-
240907020	RCTC 2017 TIFIA RAMP UP FD	03/25/2022	03/25/2022	03/25/2022	3136A72D3	PAID DOWN PAR VALUE OF F N M A GTD REMIC 2.482% 4/25/22	(475.06)	-	475.06	(475.15)	-	(0.09)
240907020	RCTC 2017 TIFIA RAMP UP FD	03/25/2022			3136A72D3	AMORTIZED PREMIUM ON F N M A GTD REMIC 2.482% 4/25/22 CURRENT YEAR AMORTIZATION	-	-	-	(0.16)	-	-
240907020	RCTC 2017 TIFIA RAMP UP FD	03/25/2022	03/25/2022	03/25/2022	3136A7D25	PAID DOWN PAR VALUE OF F N M A GTD REMIC 3.000% 7/25/41	(2,121.76)	-	2,121.76	(2,141.27)	-	(19.51)
240907020	RCTC 2017 TIFIA RAMP UP FD	03/25/2022			3136A7D25	AMORTIZED PREMIUM ON F N M A GTD REMIC 3.000% 7/25/41 CURRENT YEAR AMORTIZATION	-	-	-	(1.93)	-	-
240907020	RCTC 2017 TIFIA RAMP UP FD	03/25/2022			3136A7D25	INTEREST EARNED ON F N M A GTD REMIC 3.000% 7/25/41 $1 PV ON 39.1200 SHARES DUE 3/25/2022 $0.00250/PV ON 15,647.77 PV DUE 3/25/22	-	-	39.12	-	-	-
240907020	RCTC 2017 TIFIA RAMP UP FD	03/25/2022			3136A8SX9	INTEREST EARNED ON F N M A GTD REMIC 1.500% 9/25/27 $1 PV ON 17.8000 SHARES DUE 3/25/2022 $0.00125/PV ON 14,240.17 PV DUE 3/25/22	-	-	17.80	-	-	-
240907020	RCTC 2017 TIFIA RAMP UP FD	03/25/2022	03/25/2022	03/25/2022	3136A8SX9	PAID DOWN PAR VALUE OF F N M A GTD REMIC 1.500% 9/25/27	(482.98)	-	482.98	(489.04)	-	(6.06)
240907020	RCTC 2017 TIFIA RAMP UP FD	03/25/2022			3136A8SX9	AMORTIZED PREMIUM ON F N M A GTD REMIC 1.500% 9/25/27 CURRENT YEAR AMORTIZATION	-	-	-	(5.65)	-	-
240907020	RCTC 2017 TIFIA RAMP UP FD	03/25/2022	03/25/2022	03/25/2022	3136A96F0	PAID DOWN PAR VALUE OF F N M A GTD REMIC 2.183% 11/25/22	(921.53)	-	921.53	(893.20)	-	28.33
240907020	RCTC 2017 TIFIA RAMP UP FD	03/25/2022			3136A96F0	INTEREST EARNED ON F N M A GTD REMIC 2.183% 11/25/22 $1 PV ON 46.1600 SHARES DUE 3/25/2022 $0.00182/PV ON 25,361.73 PV DUE 3/25/22	-	-	46.16	-	-	-
240907020	RCTC 2017 TIFIA RAMP UP FD	03/25/2022			3136ABNZ2	INTEREST EARNED ON F N M A GTD REMIC 2.000% 11/25/42 $1 PV ON 27.0800 SHARES DUE 3/25/2022 $0.00167/PV ON 16,249.07 PV DUE 3/25/22	-	-	27.08	-	-	-
240907020	RCTC 2017 TIFIA RAMP UP FD	03/25/2022			3136ABNZ2	AMORTIZED PREMIUM ON F N M A GTD REMIC 2.000% 11/25/42 CURRENT YEAR AMORTIZATION	-	-	-	(3.10)	-	-
240907020	RCTC 2017 TIFIA RAMP UP FD	03/25/2022	03/25/2022	03/25/2022	3136ABNZ2	PAID DOWN PAR VALUE OF F N M A GTD REMIC 2.000% 11/25/42	(664.25)	-	664.25	(674.83)	-	(10.58)
240907020	RCTC 2017 TIFIA RAMP UP FD	03/25/2022	03/25/2022	03/25/2022	3136AC7J4	PAID DOWN PAR VALUE OF F N M A GTD REMIC 2.596% 3/25/23	(41.01)	-	41.01	(40.34)	-	0.67
240907020	RCTC 2017 TIFIA RAMP UP FD	03/25/2022			3136AC7J4	INTEREST EARNED ON F N M A GTD REMIC 2.596% 3/25/23 $1 PV ON 35.1700 SHARES DUE 3/25/2022 $0.00216/PV ON 16,253.77 PV DUE 3/25/22	-	-	35.17	-	-	-
240907020	RCTC 2017 TIFIA RAMP UP FD	03/25/2022			3136ADZA0	INTEREST EARNED ON F N M A GTD REMIC 1.250% 4/25/28 $1 PV ON 38.5500 SHARES DUE 3/25/2022 $0.00104/PV ON 37,011.22 PV DUE 3/25/22	-	-	38.55	-	-	-
240907020	RCTC 2017 TIFIA RAMP UP FD	03/25/2022			3136ADZA0	AMORTIZED PREMIUM ON F N M A GTD REMIC 1.250% 4/25/28 CURRENT YEAR AMORTIZATION	-	-	-	(8.95)	-	-
240907020	RCTC 2017 TIFIA RAMP UP FD	03/25/2022	03/25/2022	03/25/2022	3136ADZA0	PAID DOWN PAR VALUE OF F N M A GTD REMIC 1.250% 4/25/28	(1,179.25)	-	1,179.25	(1,189.05)	-	(9.80)
240907020	RCTC 2017 TIFIA RAMP UP FD	03/25/2022	03/25/2022	03/25/2022	3136AEY84	PAID DOWN PAR VALUE OF F N M A GTD REMIC 1.750% 7/25/28	(488.30)	-	488.30	(495.16)	-	(6.86)
240907020	RCTC 2017 TIFIA RAMP UP FD	03/25/2022			3136AEY84	AMORTIZED PREMIUM ON F N M A GTD REMIC 1.750% 7/25/28 CURRENT YEAR AMORTIZATION	-	-	-	(6.49)	-	-
240907020	RCTC 2017 TIFIA RAMP UP FD	03/25/2022			3136AEY84	INTEREST EARNED ON F N M A GTD REMIC 1.750% 7/25/28 $1 PV ON 24.0100 SHARES DUE 3/25/2022 $0.00146/PV ON 16,465.00 PV DUE 3/25/22	-	-	24.01	-	-	-
240907020	RCTC 2017 TIFIA RAMP UP FD	03/25/2022			3136AMM48	INTEREST EARNED ON F N M A GTD REMIC 2.509% 7/25/22 $1 PV ON 12.8200 SHARES DUE 3/25/2022 $0.00209/PV ON 6,133.28 PV DUE 3/25/22	-	-	12.82	-	-	-
240907020	RCTC 2017 TIFIA RAMP UP FD	03/25/2022	03/25/2022	03/25/2022	3136AMM48	PAID DOWN PAR VALUE OF F N M A GTD REMIC 2.509% 7/25/22	(3,036.63)	-	3,036.63	(2,964.51)	-	72.12
240907020	RCTC 2017 TIFIA RAMP UP FD	03/25/2022	03/25/2022	03/25/2022	3136AQZK9	PAID DOWN PAR VALUE OF F N M A GTD REMIC 2.000% 11/25/31	(1,233.14)	-	1,233.14	(1,262.56)	-	(29.42)
240907020	RCTC 2017 TIFIA RAMP UP FD	03/25/2022			3136AQZK9	INTEREST EARNED ON F N M A GTD REMIC 2.000% 11/25/31 $1 PV ON 85.9200 SHARES DUE 3/25/2022 $0.00167/PV ON 51,554.94 PV DUE 3/25/22	-	-	85.92	-	-	-
240907020	RCTC 2017 TIFIA RAMP UP FD	03/25/2022			3136AQZK9	AMORTIZED PREMIUM ON F N M A GTD REMIC 2.000% 11/25/31 CURRENT YEAR AMORTIZATION	-	-	-	(26.70)	-	-
240907020	RCTC 2017 TIFIA RAMP UP FD	03/25/2022			3137AYCE9	INTEREST EARNED ON F H L M C MLTCL MTG 2.682% 10/25/22 $1 PV ON 220.7400 SHARES DUE 3/25/2022 $0.00224/PV ON 98,763.88 PV DUE 3/25/22	-	-	220.74	-	-	-
240907020	RCTC 2017 TIFIA RAMP UP FD	03/25/2022	03/25/2022	03/25/2022	3137AYCE9	PAID DOWN PAR VALUE OF F H L M C MLTCL MTG 2.682% 10/25/22	(282.30)	-	282.30	(283.42)	-	(1.12)
240907020	RCTC 2017 TIFIA RAMP UP FD	03/25/2022			3137AYCE9	AMORTIZED PREMIUM ON F H L M C MLTCL MTG 2.682% 10/25/22 CURRENT YEAR AMORTIZATION	-	-	-	(51.32)	-	-

RIVERSIDE COUNTY TRANSPORTATION COMMISSION

2017 Financing STAMP Portfolio Transaction Report by Account
Quarter ended March 31, 2022

Source Account	Account	Transaction Date	Trade Date	Settlement Date	CUSIP	Description	Units	Price	Net Cash Amount	Federal Tax Cost Amount	Short Term Gain/Loss Amount	Long Term Gain/Loss Amount
240907020	RCTC 2017 TIFIA RAMP UP FD	03/25/2022			3137B1U75	INTEREST EARNED ON F H L M C MLTCL MT 3.22404% 1/25/23 $1 PV ON 198.4700 SHARES DUE 3/25/2022 $0.00210/PV ON 94,436.66 PV DUE 3/25/22	-	-	198.47	-	-	-
240907020	RCTC 2017 TIFIA RAMP UP FD	03/25/2022	03/25/2022	03/25/2022	3137B1U75	PAID DOWN PAR VALUE OF F H L M C MLTCL MT 3.22404% 1/25/23	(52,634.80)	-	52,634.80	(51,742.50)	-	892.30
240907020	RCTC 2017 TIFIA RAMP UP FD	03/25/2022			3137B3NW4	INTEREST EARNED ON F H L M C MLTCL MTG 2.778% 9/25/22 $1 PV ON 37.6800 SHARES DUE 3/25/2022 $0.00232/PV ON 16,277.78 PV DUE 3/25/22	-	-	37.68	-	-	-
240907020	RCTC 2017 TIFIA RAMP UP FD	03/25/2022	03/25/2022	03/25/2022	3137B3NW4	PAID DOWN PAR VALUE OF F H L M C MLTCL MTG 2.778% 9/25/22	(2,631.33)	-	2,631.33	(2,608.72)	-	22.61
240907020	RCTC 2017 TIFIA RAMP UP FD	03/25/2022			3137B7YY9	INTEREST EARNED ON F H L M C MLTCL MT 3.490% 1/25/24 $1 PV ON 209000.0000 SHARES DUE 3/25/2022	-	-	607.84	-	-	-
240907020	RCTC 2017 TIFIA RAMP UP FD	03/25/2022			3137B7YY9	AMORTIZED PREMIUM ON F H L M C MLTCL MT 3.490% 1/25/24 CURRENT YEAR AMORTIZATION	-	-	-	(438.17)	-	-
240907020	RCTC 2017 TIFIA RAMP UP FD	03/25/2022			3137BDCW4	AMORTIZED PREMIUM ON F H L M C MLTCL MTG 3.303% 7/25/24 CURRENT YEAR AMORTIZATION	-	-	-	(336.81)	-	-
240907020	RCTC 2017 TIFIA RAMP UP FD	03/25/2022			3137BDCW4	INTEREST EARNED ON F H L M C MLTCL MTG 3.303% 7/25/24 $1 PV ON 481.6900 SHARES DUE 3/25/2022 $0.00275/PV ON 175,000.00 PV DUE 3/25/22	-	-	481.69	-	-	-
240907020	RCTC 2017 TIFIA RAMP UP FD	03/25/2022			3137BFE80	INTEREST EARNED ON F H L M C MLTCL MTG 2.720% 8/25/24 $1 PV ON 214.4000 SHARES DUE 3/25/2022 $0.00473/PV ON 45,295.20 PV DUE 3/25/22	-	-	214.40	-	-	-
240907020	RCTC 2017 TIFIA RAMP UP FD	03/25/2022	03/25/2022	03/25/2022	3137BFE80	PAID DOWN PAR VALUE OF F H L M C MLTCL MTG 2.720% 8/25/24	(11,657.82)	-	11,657.82	(11,962.23)	-	(304.41)
240907020	RCTC 2017 TIFIA RAMP UP FD	03/25/2022			3137BFE80	AMORTIZED PREMIUM ON F H L M C MLTCL MTG 2.720% 8/25/24 CURRENT YEAR AMORTIZATION	-	-	-	(37.46)	-	-
240907020	RCTC 2017 TIFIA RAMP UP FD	03/25/2022			3137BJQ71	INTEREST EARNED ON F H L M C MLTCL MT 2.76996% 5/25/25 $1 PV ON 346.2500 SHARES DUE 3/25/2022 $0.00231/PV ON 150,000.00 PV DUE 3/25/22	-	-	346.25	-	-	-
240907020	RCTC 2017 TIFIA RAMP UP FD	03/25/2022			3137BJQ71	AMORTIZED PREMIUM ON F H L M C MLTCL MT 2.76996% 5/25/25 CURRENT YEAR AMORTIZATION	-	-	-	(217.81)	-	-
240907020	RCTC 2017 TIFIA RAMP UP FD	03/25/2022			3137BLW87	AMORTIZED PREMIUM ON F H L M C MLTCL MTG 2.802% 1/25/25 CURRENT YEAR AMORTIZATION	-	-	-	(162.57)	-	-
240907020	RCTC 2017 TIFIA RAMP UP FD	03/25/2022	03/25/2022	03/25/2022	3137BLW87	PAID DOWN PAR VALUE OF F H L M C MLTCL MTG 2.802% 1/25/25	(4,818.48)	-	4,818.48	(4,994.89)	-	(176.41)
240907020	RCTC 2017 TIFIA RAMP UP FD	03/25/2022			3137BLW87	INTEREST EARNED ON F H L M C MLTCL MTG 2.802% 1/25/25 $1 PV ON 384.0000 SHARES DUE 3/25/2022 $0.00234/PV ON 164,455.80 PV DUE 3/25/22	-	-	384.00	-	-	-
240907020	RCTC 2017 TIFIA RAMP UP FD	03/25/2022			3137BQBY2	INTEREST EARNED ON F H L M C MLTCL MT 2.18304% 5/25/22 $1 PV ON 2.0400 SHARES DUE 3/25/2022 $0.00182/PV ON 1,121.38 PV DUE 3/25/22	-	-	2.04	-	-	-
240907020	RCTC 2017 TIFIA RAMP UP FD	03/25/2022	03/25/2022	03/25/2022	3137BQBY2	PAID DOWN PAR VALUE OF F H L M C MLTCL MT 2.18304% 5/25/22 CMO FINAL PAYDOWN	(1,121.38)	-	1,121.38	(1,121.82)	-	(0.44)
240907020	RCTC 2017 TIFIA RAMP UP FD	03/25/2022			3137BQBY2	AMORTIZED PREMIUM ON F H L M C MLTCL MT 2.18304% 5/25/22 CURRENT YEAR AMORTIZATION	-	-	-	(0.20)	-	-
240907020	RCTC 2017 TIFIA RAMP UP FD	03/25/2022			3138EQRJ3	INTEREST EARNED ON F N M A #AL7688 3.500% 11/01/30 $1 PV ON 460.4700 SHARES DUE 3/25/2022 FEBRUARY FNMA DUE 3/25/22	-	-	460.47	-	-	-
240907020	RCTC 2017 TIFIA RAMP UP FD	03/25/2022	03/25/2022	03/25/2022	3138EQRJ3	PAID DOWN PAR VALUE OF F N M A #AL7688 3.500% 11/01/30 FEBRUARY FNMA DUE 3/25/22	(5,720.09)	-	5,720.09	(6,035.57)	-	(315.48)
240907020	RCTC 2017 TIFIA RAMP UP FD	03/25/2022			3138EQRJ3	AMORTIZED PREMIUM ON F N M A #AL7688 3.500% 11/01/30 CURRENT YEAR AMORTIZATION	-	-	-	(202.83)	-	-
240907020	RCTC 2017 TIFIA RAMP UP FD	03/25/2022			3138ETQP4	AMORTIZED PREMIUM ON F N M A #AL8561 3.500% 6/01/31 CURRENT YEAR AMORTIZATION	-	-	-	(42.59)	-	-
240907020	RCTC 2017 TIFIA RAMP UP FD	03/25/2022	03/25/2022	03/25/2022	3138ETQP4	PAID DOWN PAR VALUE OF F N M A #AL8561 3.500% 6/01/31 FEBRUARY FNMA DUE 3/25/22	(650.32)	-	650.32	(690.80)	-	(40.48)
240907020	RCTC 2017 TIFIA RAMP UP FD	03/25/2022			3138ETQP4	INTEREST EARNED ON F N M A #AL8561 3.500% 6/01/31 $1 PV ON 89.7300 SHARES DUE 3/25/2022 FEBRUARY FNMA DUE 3/25/22	-	-	89.73	-	-	-
240907020	RCTC 2017 TIFIA RAMP UP FD	03/25/2022			3138WEMJ5	INTEREST EARNED ON F N M A #AS4860 2.500% 5/01/30 $1 PV ON 364.7900 SHARES DUE 3/25/2022 FEBRUARY FNMA DUE 3/25/22	-	-	364.79	-	-	-
240907020	RCTC 2017 TIFIA RAMP UP FD	03/25/2022			3138WEMJ5	AMORTIZED PREMIUM ON F N M A #AS4860 2.500% 5/01/30 CURRENT YEAR AMORTIZATION	-	-	-	(138.73)	-	-
240907020	RCTC 2017 TIFIA RAMP UP FD	03/25/2022	03/25/2022	03/25/2022	3138WEMJ5	PAID DOWN PAR VALUE OF F N M A #AS4860 2.500% 5/01/30 FEBRUARY FNMA DUE 3/25/22	(2,890.17)	-	2,890.17	(2,997.96)	-	(107.79)
240907020	RCTC 2017 TIFIA RAMP UP FD	03/25/2022	03/25/2022	03/25/2022	31392J6N4	PAID DOWN PAR VALUE OF F N M A GTD REMIC 5.500% 4/25/23	(5,956.44)	-	5,956.44	(5,967.79)	-	(11.35)
240907020	RCTC 2017 TIFIA RAMP UP FD	03/25/2022			31392J6N4	AMORTIZED PREMIUM ON F N M A GTD REMIC 5.500% 4/25/23 CURRENT YEAR AMORTIZATION	-	-	-	(13.81)	-	-
240907020	RCTC 2017 TIFIA RAMP UP FD	03/25/2022			31392J6N4	INTEREST EARNED ON F N M A GTD REMIC 5.500% 4/25/23 $1 PV ON 247.9500 SHARES DUE 3/25/2022 $0.00458/PV ON 54,098.82 PV DUE 3/25/22	-	-	247.95	-	-	-
240907020	RCTC 2017 TIFIA RAMP UP FD	03/25/2022			3140J8ME0	INTEREST EARNED ON F N M A #BM3956 3.000% 12/01/32 $1 PV ON 56.5800 SHARES DUE 3/25/2022 FEBRUARY FNMA DUE 3/25/22	-	-	56.58	-	-	-
240907020	RCTC 2017 TIFIA RAMP UP FD	03/25/2022			3140J8ME0	AMORTIZED PREMIUM ON F N M A #BM3956 3.000% 12/01/32 CURRENT YEAR AMORTIZATION	-	-	-	(20.87)	-	-
240907020	RCTC 2017 TIFIA RAMP UP FD	03/25/2022	03/25/2022	03/25/2022	3140J8ME0	PAID DOWN PAR VALUE OF F N M A #BM3956 3.000% 12/01/32 FEBRUARY FNMA DUE 3/25/22	(320.79)	-	320.79	(337.28)	-	(16.49)

RIVERSIDE COUNTY TRANSPORTATION COMMISSION

2017 Financing STAMP Portfolio Transaction Report by Account
Quarter ended March 31, 2022

Source Account	Account	Transaction Date	Trade Date	Settlement Date	CUSIP	Description	Units	Price	Net Cash Amount	Federal Tax Cost Amount	Short Term Gain/Loss Amount	Long Term Gain/Loss Amount
240907020	RCTC 2017 TIFIA RAMP UP FD	03/25/2022			3140X4H90	AMORTIZED PREMIUM ON F N M A #FM1155 2.500% 6/01/32 CURRENT YEAR AMORTIZATION	-	-	-	(117.29)	-	-
240907020	RCTC 2017 TIFIA RAMP UP FD	03/25/2022	03/25/2022	03/25/2022	3140X4H90	PAID DOWN PAR VALUE OF F N M A #FM1155 2.500% 6/01/32 FEBRUARY FNMA DUE 3/25/22	(3,638.02)	-	3,638.02	(3,790.06)	-	(152.04)
240907020	RCTC 2017 TIFIA RAMP UP FD	03/25/2022			3140X4H90	INTEREST EARNED ON F N M A #FM1155 2.500% 6/01/32 $1 PV ON 333.2500 SHARES DUE 3/25/2022 FEBRUARY FNMA DUE 3/25/22	-	-	333.25	-	-	-
240907020	RCTC 2017 TIFIA RAMP UP FD	03/25/2022			3140X7LS6	INTEREST EARNED ON F N M A #FM3936 2.500% 8/01/35 $1 PV ON 186.1500 SHARES DUE 3/25/2022 FEBRUARY FNMA DUE 3/25/22	-	-	186.15	-	-	-
240907020	RCTC 2017 TIFIA RAMP UP FD	03/25/2022			3140X7LS6	AMORTIZED PREMIUM ON F N M A #FM3936 2.500% 8/01/35 CURRENT YEAR AMORTIZATION	-	-	-	(54.26)	-	-
240907020	RCTC 2017 TIFIA RAMP UP FD	03/25/2022	03/25/2022	03/25/2022	3140X7LS6	PAID DOWN PAR VALUE OF F N M A #FM3936 2.500% 8/01/35 FEBRUARY FNMA DUE 3/25/22	(2,005.54)	-	2,005.54	(2,091.79)	(86.25)	-
240907020	RCTC 2017 TIFIA RAMP UP FD	03/25/2022			3140X9VK8	AMORTIZED PREMIUM ON F N M A #FM6017 3.000% 2/01/35 CURRENT YEAR AMORTIZATION	-	-	-	(65.73)	-	-
240907020	RCTC 2017 TIFIA RAMP UP FD	03/25/2022	03/25/2022	03/25/2022	3140X9VK8	PAID DOWN PAR VALUE OF F N M A #FM6017 3.000% 2/01/35 FEBRUARY FNMA DUE 3/25/22	(2,218.86)	-	2,218.86	(2,348.30)	-	(129.44)
240907020	RCTC 2017 TIFIA RAMP UP FD	03/25/2022			3140X9VK8	INTEREST EARNED ON F N M A #FM6017 3.000% 2/01/35 $1 PV ON 180.0800 SHARES DUE 3/25/2022 FEBRUARY FNMA DUE 3/25/22	-	-	180.08	-	-	-
240907020	RCTC 2017 TIFIA RAMP UP FD	03/25/2022			31418CDH4	INTEREST EARNED ON F N M A #MA2803 2.500% 11/01/31 $1 PV ON 69.4900 SHARES DUE 3/25/2022 FEBRUARY FNMA DUE 3/25/22	-	-	69.49	-	-	-
240907020	RCTC 2017 TIFIA RAMP UP FD	03/25/2022	03/25/2022	03/25/2022	31418CDH4	PAID DOWN PAR VALUE OF F N M A #MA2803 2.500% 11/01/31 FEBRUARY FNMA DUE 3/25/22	(735.11)	-	735.11	(764.06)	(28.95)	-
240907020	RCTC 2017 TIFIA RAMP UP FD	03/25/2022			31418CDH4	AMORTIZED PREMIUM ON F N M A #MA2803 2.500% 11/01/31 CURRENT YEAR AMORTIZATION	-	-	-	(24.20)	-	-
240907020	RCTC 2017 TIFIA RAMP UP FD	03/25/2022			31418D7K2	AMORTIZED PREMIUM ON F N M A #MA4497 2.000% 11/01/36 CURRENT YEAR AMORTIZATION	-	-	-	(103.42)	-	-
240907020	RCTC 2017 TIFIA RAMP UP FD	03/25/2022	03/25/2022	03/25/2022	31418D7K2	PAID DOWN PAR VALUE OF F N M A #MA4497 2.000% 11/01/36 FEBRUARY FNMA DUE 3/25/22	(3,246.33)	-	3,246.33	(3,313.96)	(67.63)	-
240907020	RCTC 2017 TIFIA RAMP UP FD	03/25/2022			31418D7K2	INTEREST EARNED ON F N M A #MA4497 2.000% 11/01/36 $1 PV ON 666.3900 SHARES DUE 3/25/2022 FEBRUARY FNMA DUE 3/25/22	-	-	666.39	-	-	-
240907020	RCTC 2017 TIFIA RAMP UP FD	03/25/2022			31418DSA1	INTEREST EARNED ON F N M A #MA4112 3.000% 8/01/35 $1 PV ON 169.5900 SHARES DUE 3/25/2022 FEBRUARY FNMA DUE 3/25/22	-	-	169.59	-	-	-
240907020	RCTC 2017 TIFIA RAMP UP FD	03/25/2022	03/25/2022	03/25/2022	31418DSA1	PAID DOWN PAR VALUE OF F N M A #MA4112 3.000% 8/01/35 FEBRUARY FNMA DUE 3/25/22	(1,841.77)	-	1,841.77	(1,920.73)	-	(78.96)
240907020	RCTC 2017 TIFIA RAMP UP FD	03/25/2022			31418DSA1	AMORTIZED PREMIUM ON F N M A #MA4112 3.000% 8/01/35 CURRENT YEAR AMORTIZATION	-	-	-	(57.18)	-	-
240907020	RCTC 2017 TIFIA RAMP UP FD	03/25/2022			31418DVU3	AMORTIZED PREMIUM ON F N M A #MA4226 2.000% 12/01/30 CURRENT YEAR AMORTIZATION	-	-	-	(108.54)	-	-
240907020	RCTC 2017 TIFIA RAMP UP FD	03/25/2022	03/25/2022	03/25/2022	31418DVU3	PAID DOWN PAR VALUE OF F N M A #MA4226 2.000% 12/01/30 FEBRUARY FNMA DUE 3/25/22	(3,348.65)	-	3,348.65	(3,446.44)	-	(97.79)
240907020	RCTC 2017 TIFIA RAMP UP FD	03/25/2022			31418DVU3	INTEREST EARNED ON F N M A #MA4226 2.000% 12/01/30 $1 PV ON 311.7200 SHARES DUE 3/25/2022 FEBRUARY FNMA DUE 3/25/22	-	-	311.72	-	-	-
240907020	RCTC 2017 TIFIA RAMP UP FD	03/25/2022	03/25/2022	03/25/2022	31846V203	PURCHASED UNITS OF FIRST AM GOVT OB FD CL Y	2,232.26	1.00	(2,232.26)	2,232.26	-	-
240907020	RCTC 2017 TIFIA RAMP UP FD	03/25/2022	03/25/2022	03/25/2022	31846V203	PURCHASED UNITS OF FIRST AM GOVT OB FD CL Y	125,873.63	1.00	(125,873.63)	125,873.63	-	-
240907020	RCTC 2017 TIFIA RAMP UP FD	03/28/2022				CASH DISBURSEMENT TRANSFER TO PRINCIPAL INCOME EARNINGS	-	-	(828.58)	-	-	-
240907020	RCTC 2017 TIFIA RAMP UP FD	03/28/2022				CASH RECEIPT TRANSFER FROM INCOME INCOME EARNINGS	-	-	828.58	-	-	-
240907020	RCTC 2017 TIFIA RAMP UP FD	03/31/2022				CASH RECEIPT TRANSFER FROM INCOME INCOME EARNINGS	-	-	8,106.25	-	-	-
240907020	RCTC 2017 TIFIA RAMP UP FD	03/31/2022				CASH DISBURSEMENT TRANSFER TO PRINCIPAL INCOME EARNINGS	-	-	(8,106.25)	-	-	-
240907020	RCTC 2017 TIFIA RAMP UP FD	03/31/2022	03/31/2022	03/31/2022	31846V203	PURCHASED UNITS OF FIRST AM GOVT OB FD CL Y	8,106.25	1.00	(8,106.25)	8,106.25	-	-
240907020	RCTC 2017 TIFIA RAMP UP FD	03/31/2022			912828L57	INTEREST EARNED ON U S TREASURY NT 1.750% 9/30/22 $1 PV ON 725000.0000 SHARES DUE 3/31/2022	-	-	6,343.75	-	-	-
240907020	RCTC 2017 TIFIA RAMP UP FD	03/31/2022			912828L57	AMORTIZED PREMIUM ON U S TREASURY NT 1.750% 9/30/22 CURRENT YEAR AMORTIZATION	-	-	-	(549.18)	-	-
240907020	RCTC 2017 TIFIA RAMP UP FD	03/31/2022			912828ZF0	INTEREST EARNED ON U S TREASURY NT 0.500% 3/31/25 $1 PV ON 705000.0000 SHARES DUE 3/31/2022	-	-	1,762.50	-	-	-
									(83,550.54)	**124,072.80**	**(4,082.38)**	**(2,294.43)**

RIVERSIDE COUNTY TRANSPORTATION COMMISSION

Payden & Rygel Operating Portfolio by Investment Category for Quarter ended March 31, 2022

Account Number: 001050990415 **Name:** RIVERSIDE COUNTY TRANS COMM

CUSIP	Asset Category Name	Asset Name 1	Asset Name 2	Maturity Date	Issue Date	Shares/Par	Book Value	Call Date	Market Value	Unrealized Gain/Loss	Coupon	Yield	S&P Rating	Moody Rating
	CASH	Principal Cash				0.00	-		(5,458,579.47)	-		0.000		
	CASH	Income Cash				0.00	-		5,458,579.47	-		0.000		
31846V203	CASH EQUIVALENTS	FIRST AMERICAN GOVERNMENT	OBLIG FD CL Y			76,671.21	76,671.21		76,671.21	-		0.006		
912796S34	CASH EQUIVALENTS	U S TREASURY BILL	01/26/2023	01/26/2023	01/27/2022	275,000.00	272,697.93		271,898.00	(799.93)		1.326	N/A	N/A
002824BB5	CORPORATE OBLIGATIONS	ABBOTT LABORATORIES	2.950 03/15/2025	03/15/2025	03/10/2015	500,000.00	523,508.55	12/15/2024	503,330.00	(20,178.55)	2.950	2.951	AA-	A1
023135AJ5	CORPORATE OBLIGATIONS	AMAZON COM INC	2.500 11/29/2022	11/29/2022	11/29/2012	300,000.00	305,044.49	8/29/2022	301,302.00	(3,742.49)	2.500	2.490	AA	A1
023135BP0	CORPORATE OBLIGATIONS	AMAZON COM INC SR NT	0.400 06/03/2023	06/03/2023	06/03/2020	270,000.00	269,622.00		265,580.10	(4,041.90)	0.400	0.408	AA	A1
023135BW5	CORPORATE OBLIGATIONS	AMAZON COM INC	0.450 05/12/2024	05/12/2024	05/12/2021	255,000.00	254,627.70		245,463.00	(9,164.70)	0.450	0.470	AA	A1
037833DL1	CORPORATE OBLIGATIONS	APPLE INC	1.700 09/11/2022	09/11/2022	09/11/2019	525,000.00	524,910.75		525,887.25	976.50	1.700	1.698	AA+	AAA
037833DV9	CORPORATE OBLIGATIONS	APPLE INC	0.750 05/11/2023	05/11/2023	05/11/2020	195,000.00	194,469.60		192,492.30	(1,977.30)	0.750	0.760	AA+	AAA
05588CAC6	CORPORATE OBLIGATIONS	BMW VEHICLE OWNER TRUST	A B S SER 2019 A CL A3	01/25/2024	09/18/2019	90,626.36	90,614.18		90,817.58	203.40	1.920	1.917	AAA	N/A
06051GJR1	CORPORATE OBLIGATIONS	BK OF AMERICA CORP FR	MEDIUM TERM NOTE	04/22/2025	04/22/2021	235,000.00	235,000.00	4/22/2024	225,233.40	(9,766.60)	0.976	1.025	A-	A2
06051GKF5	CORPORATE OBLIGATIONS	BK OF AMERICA CORP	MEDIUM TERM NOTE	02/05/2025	02/04/2022	250,000.00	250,000.00	2/4/2024	248,840.00	(1,160.00)	VAR	0.853	A-	A2
06051GKG3	CORPORATE OBLIGATIONS	BK OF AMERICA CORP	MEDIUM TERM NOTE	02/04/2025	02/04/2022	235,000.00	235,000.00	2/4/2024	229,766.55	(5,233.45)	1.843	1.892	A-	A2
06051GKM0	CORPORATE OBLIGATIONS	BANK OF AMERICA CORP	MEDIUM TERM NOTE	04/02/2026	03/22/2022	115,000.00	115,000.00	4/2/2025	114,844.75	(155.25)	3.384	3.438	A-	A2
06406RAK3	CORPORATE OBLIGATIONS	BANK OF NY MELLON CORP	MEDIUM TERM NOTE	08/23/2022	08/23/2019	100,000.00	99,968.00		100,236.00	268.00	1.950	1.947	A	A1
06406RAM9	CORPORATE OBLIGATIONS	BANK OF NY MELLON CORP	MEDIUM TERM NOTE	01/27/2023	01/28/2020	300,000.00	299,790.00	1/2/2023	300,204.00	414.00	1.850	1.850	A	A1
06406RAY3	CORPORATE OBLIGATIONS	BANK OF NY MELLON CORP	MEDIUM TERM NOTE	10/25/2024	10/25/2021	500,000.00	500,000.00	9/25/2024	496,905.00	(3,095.00)	VAR	0.232	A	A1
14043MAC5	CORPORATE OBLIGATIONS	CAPTIAL ONE PRIME AUTO	A B S SER 2020 1 CL A3	11/15/2024	02/19/2020	193,948.44	193,907.21		193,599.33	(307.88)	1.600	1.603	AAA	N/A
144141DC9	CORPORATE OBLIGATIONS	PROGRESS ENERGY CAROLINA	2.800 05/15/2022	05/15/2022	05/18/2012	250,000.00	250,387.47		250,292.50	(94.97)	2.800	2.796	A	AA3
166756AJ5	CORPORATE OBLIGATIONS	CHEVRON USA INC	0.426 08/11/2023	08/11/2023	08/12/2020	115,000.00	115,000.00		112,422.85	(2,577.15)	0.426	0.436	AA-	AA2
231021AU0	CORPORATE OBLIGATIONS	CUMMINS INC SR NT	0.750 09/01/2025	09/01/2025	08/24/2020	550,000.00	532,735.50	8/1/2025	511,159.00	(21,576.50)	0.750	0.814	A+	A2
262108AD5	CORPORATE OBLIGATIONS	DRIVE AUTO RECEIVABLES TRUST	A B S SER 2021 1 CL B	07/15/2025	04/21/2021	250,000.00	249,976.95		247,792.50	(2,184.45)	0.650	0.656	AA	AAA
30231GBB7	CORPORATE OBLIGATIONS	EXXON MOBIL CORPORATION	1.902 08/16/2022	08/16/2022	08/16/2019	300,000.00	300,000.00		300,735.00	735.00	1.902	1.899	AA-	AA2
341081GH4	CORPORATE OBLIGATIONS	FLORIDA PWR LT CO	01/12/2024 VAR	01/12/2024	01/14/2022	285,000.00	285,000.00		283,472.40	(1,527.60)	VAR	0.471	A	A1
43815GAC3	CORPORATE OBLIGATIONS	HONDA AUTO REC OWNR TR 2021 4	A B S SER 2021 4 CL A3	01/21/2026	11/24/2021	250,000.00	249,947.30		241,997.50	(7,949.80)	VAR	0.912	N/A	AAA
43815NAC8	CORPORATE OBLIGATIONS	HONDA AUTO RECEIVABLES	A B S SER 2019 3 CL A3	08/15/2023	08/27/2019	89,072.29	89,071.56		89,146.22	74.66	1.780	1.779	AAA	AAA
46647PBZ8	CORPORATE OBLIGATIONS	JPMORGAN CHASE CO	0.697 03/16/2024	03/16/2024	03/16/2021	565,000.00	565,000.00	3/16/2023	554,265.00	(10,735.00)	0.697	0.711	A-	A2
46647PCS3	CORPORATE OBLIGATIONS	JPMORGAN CHASE CO	12/10/2025 VAR	12/10/2025	12/10/2021	270,000.00	270,000.00	12/10/2024	265,860.90	(4,139.10)	VAR	0.655	A-	A2
47789JAD8	CORPORATE OBLIGATIONS	JOHN DEERE OWNER TRUST	C M O SER 2019 A CL A3	07/17/2023	03/13/2019	19,358.80	19,356.42		19,389.39	32.97	2.910	2.907	N/A	AAA
47789KAC7	CORPORATE OBLIGATIONS	JOHN DEERE OWNER TRUST	A B S SER 2020 A CL A3	08/15/2024	03/11/2020	290,848.35	290,830.58		289,923.45	(907.13)	1.100	1.104	N/A	AAA
58770FAC6	CORPORATE OBLIGATIONS	MERCEDES BENZ AUTO LEASE	A B S SER 2020 A CL A3	12/15/2022	01/29/2020	17,113.89	17,111.63		17,119.54	7.91	1.840	1.840	AAA	AAA
61747YEA9	CORPORATE OBLIGATIONS	MORGAN STANLEY	0.790 05/30/2025	05/30/2025	06/01/2021	515,000.00	511,412.50		489,265.45	(22,147.05)	0.790	0.838	BBB+	A1
61772BAA1	CORPORATE OBLIGATIONS	MORGAN STANLEY	0.731 04/05/2024	04/05/2024	04/22/2021	235,000.00	235,000.00	3/5/2024	230,156.65	(4,843.35)	0.731	0.748	BBB+	A1
654106AH6	CORPORATE OBLIGATIONS	NIKE INC SR NT	2.400 03/27/2025	03/27/2025	03/27/2020	20,000.00	19,972.80	2/27/2025	19,865.40	(107.40)	2.400	2.443	AA-	A1
693304AP2	CORPORATE OBLIGATIONS	PECO ENERGY CO	2.375 09/15/2022	09/15/2022	09/17/2012	120,000.00	120,121.22	6/15/2022	120,016.80	(104.42)	2.375	2.369	A	AA3
69351UAY9	CORPORATE OBLIGATIONS	PPL ELEC UTILS CORP 1ST MTG	06/24/2024 VAR	06/24/2024	06/24/2021	200,000.00	200,000.00	6/24/2022	198,786.00	(1,214.00)	VAR	0.395	A	A1
69371RR40	CORPORATE OBLIGATIONS	PACCAR FINANCIAL	MEDIUM TERM NOTE	08/09/2024	08/09/2021	125,000.00	124,932.50		119,336.25	(5,596.25)	0.500	0.528	A+	A1
69371RR57	CORPORATE OBLIGATIONS	PACCAR FINANCIAL CORP	MEDIUM TERM NOTE	11/08/2024	11/08/2021	555,000.00	554,966.70		530,657.70	(24,309.00)	0.900	0.944	A+	A1
79466LAG9	CORPORATE OBLIGATIONS	SALESFORCE COM INC	0.625 07/15/2024	07/15/2024	07/12/2021	135,000.00	134,931.15	7/15/2022	129,255.75	(5,675.40)	0.625	0.656	A+	A2
80286EAC0	CORPORATE OBLIGATIONS	SANTANDER AUTO REC TR 2022 1	A B S SER 2022 1 CL A3	11/17/2025	02/23/2022	550,000.00	549,923.22		543,504.50	(6,418.72)	1.860	1.886	N/A	AAA
84859DAB3	CORPORATE OBLIGATIONS	SPIRE MISSOURI INC	12/02/2024 VAR	12/02/2024	12/07/2021	595,000.00	595,000.00	6/2/2022	595,047.60	47.60	VAR	0.539	A	A1
857477BR3	CORPORATE OBLIGATIONS	STATE STR CORP	1.746 02/06/2026	02/06/2026	02/07/2022	255,000.00	255,000.00	2/6/2025	245,649.15	(9,350.85)	1.746	1.825	A	A1
86787EAY3	CORPORATE OBLIGATIONS	SUNTRUST BANK	3.689 08/02/2024	08/02/2024	07/26/2018	560,000.00	587,353.31	8/2/2023	567,296.80	(20,056.51)	3.689	3.643	A	A2
89238UAD2	CORPORATE OBLIGATIONS	TOYOTA AUTO RECEIVABLES OWNER	A B S SER 2019 C CL A3	09/15/2023	08/14/2019	77,951.76	77,951.13		78,130.27	179.14	1.910	1.906	AAA	AAA
89238UAE0	CORPORATE OBLIGATIONS	TOYOTA AUTO RECEIVABLE OWNER	A B S SER 2019 C CL A4	11/15/2024	08/14/2019	550,000.00	553,835.71		548,883.50	(4,952.21)	1.880	1.886	AAA	AAA
91159HHG8	CORPORATE OBLIGATIONS	US BANCORP	MEDIUM TERM NOTE	01/30/2024	01/30/2014	550,000.00	579,160.78	12/29/2023	561,946.00	(17,214.78)	3.700	3.639	A+	A2
91324PDM1	CORPORATE OBLIGATIONS	UNITEDHEALTH GROUP INC	3.500 02/15/2024	02/15/2024	12/17/2018	550,000.00	582,377.65		560,054.00	(22,323.65)	3.500	3.452	A+	A3
92868KAC7	CORPORATE OBLIGATIONS	VOLKSWAHEN AUTO LN TR 2021 1	A B S SER 2021 1 CL A3	06/22/2026	12/13/2021	300,000.00	299,988.24		289,968.00	(10,020.24)	1.020	1.059	AAA	AAA
95000U2H5	CORPORATE OBLIGATIONS	WELLS FARGO COMPANY	MEDIUM TERM NOTE	10/30/2025	10/31/2019	550,000.00	548,641.50	10/30/2024	538,411.50	(10,230.00)	2.406	2.474	BBB+	A1
010831DQ5	MUNICIPAL OBLIGATIONS	ALAMEDA CNTY CA JT PWRS AUTH LEASE	REVENUE REF	06/01/2023	04/24/2018	130,000.00	132,508.11		131,705.60	(802.51)	3.095	3.062	AA+	AA1
072024WN8	MUNICIPAL OBLIGATIONS	BAY AREA CA TOLL AUTH TOLL BRIDGE	REVENUE REF SAN FRANCISCO BAY AREA	04/01/2023	09/26/2019	680,000.00	680,000.00		681,584.40	1,584.40	2.184	2.181	AA	AA3
088006JW2	MUNICIPAL OBLIGATIONS	BEVERLY HILLS CALIF PUB FING AUTH	LEASE AUTH REV TAXABLE REF BDS CA	06/01/2022	10/15/2020	330,000.00	330,000.00		329,788.80	(211.20)	0.373	0.373	AA+	N/A
13032UUZ9	MUNICIPAL OBLIGATIONS	CALIFORNIA ST HLTH FACS FING AUTH	REVENUE TXBL SENIOR NO PLACE LIKE	06/01/2022	11/25/2019	520,000.00	520,000.00		520,889.20	889.20	1.893	1.891	AA-	AA3
13066YTZ2	MUNICIPAL OBLIGATIONS	CALIFORNIA ST DEPT OF WTR RESOURCES	PWR SPLY REVENUE TXBL REF SER P	05/01/2022	09/28/2016	300,000.00	300,163.01		300,240.00	76.99	2.000	1.999	AA+	N/R
13077DMJ8	MUNICIPAL OBLIGATIONS	CALIFORNIA ST UNIV REV TAXABLE	SYSTEMWIDE BDS 2020 D	11/01/2023	09/17/2020	150,000.00	150,000.00		145,632.00	(4,368.00)	0.475	0.490	AA-	AA2
20772KGM5	MUNICIPAL OBLIGATIONS	CONNECTICUT ST SER A	2.921 04/15/2023 TAXABLE	04/15/2023	04/11/2019	300,000.00	300,584.36		303,132.00	2,547.64	2.921	2.888	A+	AA3
20772KJU4	MUNICIPAL OBLIGATIONS	CONNECTICUT ST TAXABLE GO BDS 2020 A	2.500 07/01/2022 TAXABLE	07/01/2022	06/11/2020	120,000.00	120,497.52		120,510.00	12.48	2.500	2.490	A+	AA3
212204JC6	MUNICIPAL OBLIGATIONS	CONTRA COSTA CA CMNTY CLG DIST TXBL	REF	08/01/2022	09/12/2019	300,000.00	300,000.00		300,810.00	810.00	1.652	1.649	AA+	AA1
21969AAC6	MUNICIPAL OBLIGATIONS	CORONA CA PENSION OBLIG TAXABLE BDS	2021	05/01/2024	10/14/2021	190,000.00	190,000.00		182,230.90	(7,769.10)	0.710	0.743	AA+	N/A
378460YB9	MUNICIPAL OBLIGATIONS	GLENDALE CA UNI SCH DIST TAXABLE GO	REF BDS 2020	09/01/2022	06/02/2020	330,000.00	330,000.00		329,930.70	(69.30)	1.041	1.042	N/A	AA1
38122NA77	MUNICIPAL OBLIGATIONS	GOLDEN ST TOB SECURITIZATION CORP	CALIF TOB SETTLEMENT REV TAXABLE CA	06/01/2025	10/07/2021	270,000.00	270,000.00		255,776.40	(14,223.60)	1.400	1.486	A+	AA3
544290JH3	MUNICIPAL OBLIGATIONS	LOS ALTOS CA SCH DIST TAXABLE GO	RENEWAL BANS 2021	10/01/2024	06/10/2021	480,000.00	485,886.45		461,644.80	(24,241.65)	1.000	1.044	AA+	N/A
5445872S6	MUNICIPAL OBLIGATIONS	LOS ANGELES CA MUN IMPT CORP LEASE	REV TAXABLE REF BDS 2021A	11/01/2024	03/04/2021	230,000.00	230,000.00		217,890.50	(12,109.50)	0.683	0.724	AA-	N/A
544587Y28	MUNICIPAL OBLIGATIONS	LOS ANGELES CA MUN IMPT CORP LEASE	REV REF BDS 2020 C	11/01/2022	08/20/2020	325,000.00	325,000.00		323,332.75	(1,667.25)	0.515	0.518	AA-	N/A
57582RF76	MUNICIPAL OBLIGATIONS	MASSACHUSETTS ST TAXABLE GO REF BDS	2020 C	07/01/2022	07/09/2020	210,000.00	210,000.00		209,842.50	(157.50)	0.386	0.386	AA	AA1
62451FKF6	MUNICIPAL OBLIGATIONS	MOUNTAIN VIEW WHISMAN CA SC TAXABLE	ELECTION OF 2020 A 1	09/01/2022	05/19/2020	250,000.00	250,000.00		250,020.00	20.00	1.043	1.043	AA+	AAA
64990FD43	MUNICIPAL OBLIGATIONS	NEW YORK ST DORM AUTH ST PERS	INCOME TAX REV TAXABLE GEN PURP	03/15/2025	06/23/2021	400,000.00	400,000.00		376,244.00	(23,756.00)	0.887	0.947	AA+	N/A
76913CAX7	MUNICIPAL OBLIGATIONS	RIVERSIDE CNTY CALIF PENSION O BDS	2020 CA	02/15/2023	05/06/2020	170,000.00	170,000.00		170,622.20	622.20	2.363	2.378	AA	A1
76913DFV4	MUNICIPAL OBLIGATIONS	RIVERSIDE CNTY CALIF INFRASTRUCTURE	FING AUTH LEASE REV TAXABLE REF CA	11/01/2024	10/19/2021	230,000.00	230,000.00		218,582.80	(11,417.20)	0.873	0.930	AA-	N/A
796720ME7	MUNICIPAL OBLIGATIONS	SAN BERNARDINO CA CMNTY CLG DIST	ELECTION OF 2018 SER A 1	08/01/2022	12/12/2019	435,000.00	435,000.00		436,483.35	1,483.35	1.883	1.878	AA	AA1
796720NP1	MUNICIPAL OBLIGATIONS	SAN BERNARDINO CALIF CMNTY COL	TAXABLE GO REF BDS 2020 CA	08/01/2023	07/07/2020	150,000.00	150,000.00		147,424.50	(2,575.50)	0.729	0.743	AA	AA1
79730WAY6	MUNICIPAL OBLIGATIONS	SAN DIEGO CALIF REDEV AGY SUCC REF	BDS B CA	09/01/2022	01/28/2016	250,000.00	250,991.49		252,210.00	1,218.51	3.250	3.225	AA	N/A
79770GGP5	MUNICIPAL OBLIGATIONS	SAN FRANCISCO CITY CNTY CA REDEV AGY	SUCCESSOR AGY TAX REF SUB REDEV	08/01/2022	11/30/2017	400,000.00	401,378.82		401,912.00	533.18	2.375	2.366	AA-	N/A
835569GP3	MUNICIPAL OBLIGATIONS	SONOMA CNTY CA JNR CLG DIST REF	1.969 08/01/2022 TAXABLE	08/01/2022	11/12/2019	420,000.00	420,000.00		421,562.40	1,562.40	1.969	1.963	AA	AA2
842475P58	MUNICIPAL OBLIGATIONS	SOUTHERN CALIF PUB PWR AUTH PWR PROJ	REV TAXABLE REF BDS 2020 B CA	07/01/2023	09/24/2020	370,000.00	370,000.00		363,343.70	(6,656.30)	0.527	0.538	AA-	N/A
91412HDJ9	MUNICIPAL OBLIGATIONS	UNIV OF CALIFORNIA CA REVENUES TXBL	REF LIMITED PROJ SER P	05/15/2022	06/05/2018	285,000.00	285,101.90		285,815.10	713.20	3.283	3.276	AA-	AA3
916544ER6	MUNICIPAL OBLIGATIONS	UPPER SANTA CLARA VY JT PWRS A	TAXABLE BDS 2020 B CA	08/01/2022	07/23/2020	330,000.00	330,000.00		329,719.50	(280.50)	0.525	0.526	AA	N/A
3130AKXQ4	US TREAS & AGENCY OBLIGATIONS	FEDERAL HOME LOAN BKS	0.600 02/12/2026	02/12/2026	02/12/2021	560,000.00	559,608.00		522,407.20	(37,200.80)	0.600	0.649	AA+	WR

RIVERSIDE COUNTY TRANSPORTATION COMMISSION

Payden & Rygel Operating Portfolio by Investment Category for Quarter ended March 31, 2022

Account Number: 001050990415 **Name:** RIVERSIDE COUNTY TRANS COMM

CUSIP	Asset Category Name	Asset Name 1	Asset Name 2	Maturity Date	Issue Date	Shares/Par	Book Value	Call Date	Market Value	Unrealized Gain/Loss	Coupon	Yield	S&P Rating	Moody Rating
3134GXDZ4	US TREAS & AGENCY OBLIGATIONS	F H L M C M T N	0.450 11/25/2024	11/25/2024	11/25/2020	300,000.00	300,000.00	11/25/2022	283,713.00	(16,287.00)	0.450	0.477	N/A	AAA
3136AKQM8	US TREAS & AGENCY OBLIGATIONS	F N M A GTD R E M I C PASS THRU	C M O SER 2014 M8 CL A2	06/25/2024	07/01/2014	367,248.79	382,765.18		366,888.89	(15,876.29)	3.056	3.072	N/A	N/A
3137ATRW4	US TREAS & AGENCY OBLIGATIONS	F H L M C MULTICLASS MTG PARTN	C M O SER K020 CL A2	05/25/2022	09/01/2012	22,772.79	22,780.22		22,756.39	(23.83)	2.373	2.373	N/A	N/A
3137B1U75	US TREAS & AGENCY OBLIGATIONS	F H L M C MULTICLASS MTG PARTN	C M O SER K S01 CL A2	01/25/2023	05/07/2013	55,735.85	55,800.55		55,904.73	104.18	2.522	3.218	N/A	N/A
3137B36J2	US TREAS & AGENCY OBLIGATIONS	F H L M C MULTICLASS MTG PARTN	C M O SER K029 CL A2	02/25/2023	07/01/2013	462,838.13	468,326.54		467,424.86	(901.67)	3.320	3.284	N/A	N/A
3137B4GY6	US TREAS & AGENCY OBLIGATIONS	F H L M C MULTICLASS MTG PARTN	C M O SER K032 CL A2	05/25/2023	09/01/2013	510,000.00	526,868.80		515,375.40	(11,493.40)	VAR	3.280	N/A	N/A
3137B4WB8	US TREAS & AGENCY OBLIGATIONS	F H L M C MULTICLASS MTG PARTN	C M O SER K033 CL A2	07/25/2023	10/01/2013	490,000.00	499,539.62		494,743.20	(4,796.42)	3.060	3.039	N/A	AAA
3137FYUR5	US TREAS & AGENCY OBLIGATIONS	F H L M C MULTICLASS MTG PARTN	C M O SER Q 015 CL A	08/26/2024	05/07/2021	148,567.71	148,567.71		148,567.71	-	VAR	0.230	N/A	N/A
91282CBA8	US TREAS & AGENCY OBLIGATIONS	U S TREASURY NOTE	0.125 12/15/2023	12/15/2023	12/15/2020	5,640,000.00	5,625,957.93		5,440,851.60	(183,649.77)	0.125	0.130	N/A	AAA
91282CBE0	US TREAS & AGENCY OBLIGATIONS	U S TREASURY NOTE	0.125 01/15/2024	01/15/2024	01/15/2021	4,775,000.00	4,767,073.54		4,594,648.25	(172,517.77)	0.125	0.130	N/A	AAA
91282CBG5	US TREAS & AGENCY OBLIGATIONS	U S TREASURY NOTE	0.125 01/31/2023	01/31/2023	01/31/2021	4,270,000.00	4,270,462.20		4,219,443.20	(51,030.86)	0.125	0.127	N/A	AAA
91282CBU4	US TREAS & AGENCY OBLIGATIONS	U S TREASURY NOTE	0.125 03/31/2023	03/31/2023	03/31/2021	3,600,000.00	3,598,227.45		3,543,876.00	(54,337.29)	0.125	0.127	N/A	AAA
91282CCC3	US TREAS & AGENCY OBLIGATIONS	U S TREASURY NOTE	0.250 05/15/2024	05/15/2024	05/15/2021	980,000.00	978,698.44		936,703.60	(41,994.84)	0.250	0.262	N/A	AAA
91282CCG4	US TREAS & AGENCY OBLIGATIONS	U S TREASURY NOTE	0.250 06/15/2024	06/15/2024	06/15/2021	280,000.00	278,359.38		267,050.00	(11,309.38)	0.250	0.263	N/A	AAA
91282CCL3	US TREAS & AGENCY OBLIGATIONS	U S TREASURY NOTE	0.375 07/15/2024	07/15/2024	07/15/2021	4,345,000.00	4,345,307.37		4,147,085.25	(198,222.12)	0.375	0.394	N/A	AAA
91282CCU3	US TREAS & AGENCY OBLIGATIONS	U S TREASURY NOTE	0.125 08/31/2023	08/31/2023	08/31/2021	10,000.00	9,974.61		9,728.90	(245.71)	0.125	0.129	N/A	N/A
91282CCX7	US TREAS & AGENCY OBLIGATIONS	U S TREASURY NOTE	0.375 09/15/2024	09/15/2024	09/15/2021	985,000.00	980,178.38		935,789.40	(44,196.53)	0.375	0.396	N/A	AAA
91282CDB4	US TREAS & AGENCY OBLIGATIONS	U S TREASURY NOTE	0.625 10/15/2024	10/15/2024	10/15/2021	1,115,000.00	1,110,949.41		1,064,345.55	(46,603.86)	0.625	0.658	N/A	AAA
91282CDH1	US TREAS & AGENCY OBLIGATIONS	U S TREASURY NOTE	0.750 11/15/2024	11/15/2024	11/15/2021	620,000.00	619,418.75		592,608.40	(26,810.35)	0.750	0.788	N/A	AAA
91282CDN8	US TREAS & AGENCY OBLIGATIONS	U S TREASURY NOTE	1.000 12/15/2024	12/15/2024	12/15/2021	610,000.00	610,856.99		586,222.20	(24,634.79)	1.000	1.046	N/A	AAA
91282CDV0	US TREAS & AGENCY OBLIGATIONS	U S TREASURY NOTE	0.875 01/31/2024	01/31/2024	01/31/2022	1,425,000.00	1,416,520.45		1,388,705.25	(27,821.31)	0.875	0.900	N/A	AAA
91282CEA5	US TREAS & AGENCY OBLIGATIONS	U S TREASURY NOTE	1.500 02/29/2024	02/29/2024	02/28/2022	550,000.00	548,173.83		541,986.50	(6,187.33)	1.500	1.527	N/A	AAA
91282CEG2	US TREAS & AGENCY OBLIGATIONS	U S TREASURY NOTE	2.125 03/31/2024	03/31/2024	03/31/2022	870,000.00	868,776.56		868,808.10	31.54	2.125	2.135	N/A	AAA
							55,766,121.01		**54,417,391.72**	**(1,347,176.56)**				

RIVERSIDE COUNTY TRANSPORTATION COMMISSION

Payden & Rygel Operating Portfolio Transaction Report
Quarter ended March 31, 2022

Account Number: 001050990415 **Name:** RIVERSIDE COUNTY TRANS COMM

Transaction Date	Trade Date	Settlement Date	CUSIP	Description	Units	Price	Net Cash Amount	Federal Tax Cost Amount	Short Term Gain/Loss Amount	Long Term Gain/Loss Amount
01/03/2022			20772KJU4	INTEREST EARNED ON CONNECTICUT ST 2.500% 7/01/22 $1 PV ON 120000.0000 SHARES DUE 1/1/2022	-	-	1,500.00	-	-	-
01/03/2022	01/03/2022	01/03/2022	31846V203	PURCHASED UNITS OF FIRST AM GOVT OB FD CL Y	195,511.75	1.00	(195,511.75)	195,511.75	-	-
01/03/2022			31846V203	INTEREST EARNED ON FIRST AM GOVT OB FD CL Y UNIT ON 0.0000 SHARES DUE 12/31/2021 INTEREST FROM 12/1/21 TO 12/31/21	-	-	3.08	-	-	-
01/03/2022			419792YL4	INTEREST EARNED ON HAWAII ST SER FX 2.770% 1/01/22 $1 PV ON 190000.0000 SHARES DUE 1/1/2022	-	-	2,631.50	-	-	-
01/03/2022	01/01/2022	01/01/2022	419792YL4	MATURED PAR VALUE OF HAWAII ST SER FX 2.770% 1/01/22 190,000 PAR VALUE AT 100 %	(190,000.00)	1.00	190,000.00	(190,000.00)	-	-
01/03/2022			57582RF76	INTEREST EARNED ON MASSACHUSETTS ST 0.386% 7/01/22 $1 PV ON 210000.0000 SHARES DUE 1/1/2022	-	-	405.30	-	-	-
01/03/2022			842475P58	INTEREST EARNED ON SOUTHERN CALIF CA 0.527% 7/01/23 $1 PV ON 370000.0000 SHARES DUE 1/1/2022	-	-	974.95	-	-	-
01/04/2022	01/04/2022	01/04/2022	31846V203	PURCHASED UNITS OF FIRST AM GOVT OB FD CL Y	3.08	1.00	(3.08)	3.08	-	-
01/14/2022	01/14/2022	01/14/2022	31846V203	SOLD UNITS OF FIRST AM GOVT OB FD CL Y	(235,539.49)	1.00	235,539.49	(235,539.49)	-	-
01/14/2022	01/12/2022	01/14/2022	341081GH4	PURCHASED PAR VALUE OF FLORIDA PWR LT CO 0.00001% 1/12/24 /GOLDMAN SACHS & CO. LLC/285,000 PAR VALUE AT 100 %	285,000.00	1.00	(285,000.00)	285,000.00	-	-
01/14/2022	01/12/2022	01/14/2022	440452AG5	SOLD PAR VALUE OF HORMEL FOODS CORP 0.650% 6/03/24 /MIZUHO SECURITIES USA FXD INC/50,000 PAR VALUE AT 98.847 %	(50,000.00)	0.99	49,423.50	(49,991.00)	(567.50)	-
01/14/2022		01/14/2022	440452AG5	RECEIVED ACCRUED INTEREST ON SALE OF HORMEL FOODS CORP 0.650% 6/03/24	-	-	37.01	-	-	-
01/18/2022			14043MAC5	INTEREST EARNED ON CAPTIAL ONE PRIME 1.600% 11/15/24 $1 PV ON 323.0300 SHARES DUE 1/15/2022 $0.00133/PV ON 242,273.02 PV DUE 1/15/22	-	-	323.03	-	-	-
01/18/2022	01/15/2022	01/18/2022	14043MAC5	PAID DOWN PAR VALUE OF CAPTIAL ONE PRIME 1.600% 11/15/24	(17,318.92)	-	17,318.92	(17,315.24)	-	3.68
01/18/2022			26208VAD8	INTEREST EARNED ON DRIVE AUTO 0.830% 5/15/24 $1 PV ON 5.0800 SHARES DUE 1/15/2022 $0.00069/PV ON 7,348.04 PV DUE 1/15/22	-	-	5.08	-	-	-
01/18/2022	01/15/2022	01/18/2022	26208VAD8	PAID DOWN PAR VALUE OF DRIVE AUTO 0.830% 5/15/24 PRINC/INT DUE	(7,348.03)	0.68	7,348.03	(7,347.75)	-	0.28
01/18/2022			262108AD5	INTEREST EARNED ON DRIVE AUTO 0.650% 7/15/25 $1 PV ON 135.4200 SHARES DUE 1/15/2022 $0.00054/PV ON 250,000.00 PV DUE 1/15/22	-	-	135.42	-	-	-
01/18/2022	01/18/2022	01/18/2022	31846V203	PURCHASED UNITS OF FIRST AM GOVT OB FD CL Y	71,803.11	1.00	(71,803.11)	71,803.11	-	-
01/18/2022	01/18/2022	01/18/2022	31846V203	PURCHASED UNITS OF FIRST AM GOVT OB FD CL Y	112,833.66	1.00	(112,833.66)	112,833.66	-	-
01/18/2022			43815NAC8	INTEREST EARNED ON HONDA AUTO 1.780% 8/15/23 $1 PV ON 194.4200 SHARES DUE 1/15/2022 $0.00148/PV ON 131,070.19 PV DUE 1/15/22	-	-	194.42	-	-	-
01/18/2022	01/15/2022	01/18/2022	43815NAC8	PAID DOWN PAR VALUE OF HONDA AUTO 1.780% 8/15/23	(14,787.72)	-	14,787.72	(14,787.60)	-	0.12
01/18/2022			47789JAD8	INTEREST EARNED ON JOHN DEERE OWNER 2.910% 7/17/23 $1 PV ON 122.8400 SHARES DUE 1/15/2022 $0.00243/PV ON 50,654.51 PV DUE 1/15/22	-	-	122.84	-	-	-
01/18/2022	01/15/2022	01/18/2022	47789JAD8	PAID DOWN PAR VALUE OF JOHN DEERE OWNER 2.910% 7/17/23	(11,056.90)	-	11,056.90	(11,055.54)	-	1.36
01/18/2022			47789KAC7	INTEREST EARNED ON JOHN DEERE OWNER 1.100% 8/15/24 $1 PV ON 342.9400 SHARES DUE 1/15/2022 $0.00092/PV ON 374,119.60 PV DUE 1/15/22	-	-	342.94	-	-	-
01/18/2022	01/15/2022	01/18/2022	47789KAC7	PAID DOWN PAR VALUE OF JOHN DEERE OWNER 1.100% 8/15/24	(27,747.00)	-	27,747.00	(27,745.31)	-	1.69
01/18/2022			58770FAC6	INTEREST EARNED ON MERCEDES BENZ AUTO 1.840% 12/15/22 $1 PV ON 95.7500 SHARES DUE 1/15/2022 $0.00153/PV ON 62,448.65 PV DUE 1/15/22	-	-	95.75	-	-	-
01/18/2022	01/15/2022	01/18/2022	58770FAC6	PAID DOWN PAR VALUE OF MERCEDES BENZ AUTO 1.840% 12/15/22	(14,897.23)	-	14,897.23	(14,895.27)	-	1.96
01/18/2022			79466LAG9	INTEREST EARNED ON SALESFORCE COM INC 0.625% 7/15/24 $1 PV ON 135000.0000 SHARES DUE 1/15/2022	-	-	428.91	-	-	-
01/18/2022			80285WAD9	INTEREST EARNED ON SANTANDER DRIVE 0.00001% 7/15/24 $1 PV ON 48.1100 SHARES DUE 1/15/2022 $0.00043/PV ON 111,028.84 PV DUE 1/15/22	-	-	48.11	-	-	-
01/18/2022	01/15/2022	01/18/2022	80285WAD9	PAID DOWN PAR VALUE OF SANTANDER DRIVE 0.00001% 7/15/24	(64,401.89)	0.00	64,401.89	(64,395.73)	-	6.16
01/18/2022			89238UAD2	INTEREST EARNED ON TOYOTA AUTO 1.910% 9/15/23 $1 PV ON 186.6700 SHARES DUE 1/15/2022 $0.00159/PV ON 117,281.99 PV DUE 1/15/22	-	-	186.67	-	-	-
01/18/2022	01/15/2022	01/18/2022	89238UAD2	PAID DOWN PAR VALUE OF TOYOTA AUTO 1.910% 9/15/23	(14,064.65)	-	14,064.65	(14,064.53)	-	0.12
01/18/2022			91282CBE0	INTEREST EARNED ON U S TREASURY NT 0.125% 1/15/24 $1 PV ON 4775000.0000 SHARES DUE 1/15/2022	-	-	2,984.38	-	-	-
01/18/2022			91282CCL3	INTEREST EARNED ON U S TREASURY NT 0.375% 7/15/24 $1 PV ON 4345000.0000 SHARES DUE 1/15/2022	-	-	8,146.88	-	-	-
01/18/2022			91282CCL3	AMORTIZED PREMIUM ON U S TREASURY NT 0.375% 7/15/24 CURRENT YEAR AMORTIZATION	-	-	-	(17.72)	-	-
01/20/2022	01/20/2022	01/20/2022	31846V203	PURCHASED UNITS OF FIRST AM GOVT OB FD CL Y	255.00	1.00	(255.00)	255.00	-	-
01/20/2022			92868KAC7	INTEREST EARNED ON VOLKSWAHEN AUTO LN 1.020% 6/22/26 $1 PV ON 255.0000 SHARES DUE 1/20/2022 $0.00085/PV ON 300,000.00 PV DUE 1/20/22	-	-	255.00	-	-	-
01/21/2022	01/21/2022	01/21/2022	31846V203	PURCHASED UNITS OF FIRST AM GOVT OB FD CL Y	183.33	1.00	(183.33)	183.33	-	-
01/21/2022			43815GAC3	INTEREST EARNED ON HONDA AUTO REC 0.880% 1/21/26 $1 PV ON 183.3300 SHARES DUE 1/21/2022 $0.00073/PV ON 250,000.00 PV DUE 1/21/22	-	-	183.33	-	-	-
01/25/2022				TRUST FEES COLLECTED CHARGED FOR PERIOD 12/01/2021 THRU 12/31/2021 COLLECTED BY DISBURSEMENT	-	-	(577.48)	-	-	-
01/25/2022			05588CAC6	INTEREST EARNED ON BMW VEHICLE OWNER 1.920% 1/25/24 $1 PV ON 217.6400 SHARES DUE 1/25/2022 $0.00160/PV ON 136,022.75 PV DUE 1/25/22	-	-	217.64	-	-	-
01/25/2022	01/25/2022	01/25/2022	05588CAC6	PAID DOWN PAR VALUE OF BMW VEHICLE OWNER 1.920% 1/25/24	(16,270.71)	-	16,270.71	(16,268.52)	-	2.19
01/25/2022	01/25/2022	01/25/2022	06050TMJ8	FULL CALL PAR VALUE OF BANK OF AMERICA MTN 3.335% 1/25/23 /CALLS/	(520,000.00)	1.00	520,000.00	(520,000.00)	-	-
01/25/2022			06050TMJ8	INTEREST EARNED ON BANK OF AMERICA MTN 3.335% 1/25/23 $1 PV ON 520000.0000 SHARES DUE 1/25/2022	-	-	8,671.00	-	-	-
01/25/2022			06406RAY3	INTEREST EARNED ON BANK OF NY MTN 0.230% 10/25/24 $1 PV ON 500000.0000 SHARES DUE 1/25/2022	-	-	318.75	-	-	-
01/25/2022			3136AKQM8	INTEREST EARNED ON F N M A GTD REMIC 3.056% 6/25/24 $1 PV ON 988.6500 SHARES DUE 1/25/2022 $0.00255/PV ON 388,212.13 PV DUE 1/25/22	-	-	988.65	-	-	-
01/25/2022			3136AKQM8	AMORTIZED PREMIUM ON F N M A GTD REMIC 3.056% 6/25/24 CURRENT YEAR AMORTIZATION	-	-	-	(478.31)	-	-
01/25/2022	01/25/2022	01/25/2022	3136AKQM8	PAID DOWN PAR VALUE OF F N M A GTD REMIC 3.056% 6/25/24	(19,427.34)	-	19,427.34	(20,307.00)	-	(879.66)
01/25/2022			3136AKQM8	INTEREST EARNED ON F N M A GTD REMIC 3.056% 6/25/24 $1 PV ON 388212.1300 SHARES DUE 1/25/2022 PENALTY PAYMENT	-	-	281.62	-	-	-
01/25/2022			3137ATRW4	INTEREST EARNED ON F H L M C MULTICLA 2.373% 5/25/22 $1 PV ON 349.0800 SHARES DUE 1/25/2022 $0.00198/PV ON 176,526.74 PV DUE 1/25/22	-	-	349.08	-	-	-
01/25/2022			3137ATRW4	AMORTIZED PREMIUM ON F H L M C MULTICLA 2.373% 5/25/22 CURRENT YEAR AMORTIZATION	-	-	-	(22.66)	-	-
01/25/2022	01/25/2022	01/25/2022	3137ATRW4	PAID DOWN PAR VALUE OF F H L M C MULTICLA 2.373% 5/25/22	(26,529.39)	-	26,529.39	(26,546.41)	-	(17.02)
01/25/2022			3137B1U75	INTEREST EARNED ON F H L M C MLTCL MT 3.22404% 1/25/23 $1 PV ON 2497.5300 SHARES DUE 1/25/2022 $0.00210/PV ON 126,757.89 PV DUE 1/25/22	-	-	2,497.53	-	-	-
01/25/2022			3137B1U75	AMORTIZED PREMIUM ON F H L M C MLTCL MT 3.22404% 1/25/23 CURRENT YEAR AMORTIZATION	-	-	-	(11.54)	-	-
01/25/2022	01/25/2022	01/25/2022	3137B1U75	PAID DOWN PAR VALUE OF F H L M C MLTCL MT 3.22404% 1/25/23	(3,941.12)	-	3,941.12	(3,946.58)	-	(5.46)
01/25/2022			3137B36J2	AMORTIZED PREMIUM ON F H L M C MLTCL MT 3.32004% 2/25/23 CURRENT YEAR AMORTIZATION	-	-	-	(393.94)	-	-
01/25/2022			3137B36J2	INTEREST EARNED ON F H L M C MLTCL MT 3.32004% 2/25/23 $1 PV ON 1287.4200 SHARES DUE 1/25/2022 $0.00276/PV ON 466,462.22 PV DUE 1/25/22	-	-	1,287.42	-	-	-
01/25/2022	01/25/2022	01/25/2022	3137B36J2	PAID DOWN PAR VALUE OF F H L M C MLTCL MT 3.32004% 2/25/23	(1,150.66)	-	1,150.66	(1,166.70)	-	(16.04)
01/25/2022			3137B4GY6	INTEREST EARNED ON F H L M C MLTCL MT 3.310% 5/25/23 $1 PV ON 1406.7500 SHARES DUE 1/25/2022 $0.00276/PV ON 510,000.00 PV DUE 1/25/22	-	-	1,406.75	-	-	-
01/25/2022			3137B4GY6	AMORTIZED PREMIUM ON F H L M C MLTCL MT 3.310% 5/25/23 CURRENT YEAR AMORTIZATION	-	-	-	(950.36)	-	-
01/25/2022			3137B4WB8	INTEREST EARNED ON F H L M C MLTCL MTG 3.060% 7/25/23 $1 PV ON 1249.5000 SHARES DUE 1/25/2022 $0.00255/PV ON 490,000.00 PV DUE 1/25/22	-	-	1,249.50	-	-	-
01/25/2022			3137B4WB8	AMORTIZED PREMIUM ON F H L M C MLTCL MTG 3.060% 7/25/23 CURRENT YEAR AMORTIZATION	-	-	-	(470.13)	-	-

RIVERSIDE COUNTY TRANSPORTATION COMMISSION

Payden & Rygel Operating Portfolio Transaction Report
Quarter ended March 31, 2022

Account Number: 001050990415 **Name:** RIVERSIDE COUNTY TRANS COMM

Transaction Date	Trade Date	Settlement Date	CUSIP	Description	Units	Price	Net Cash Amount	Federal Tax Cost Amount	Short Term Gain/Loss Amount	Long Term Gain/Loss Amount
01/25/2022			3137FYUR5	INTEREST EARNED ON F H L M C MLTCL 0.25833% 8/26/24 $1 PV ON 40.4700 SHARES DUE 1/25/2022 $0.00022/PV ON 188,002.72 PV DUE 1/25/22	-	-	40.47	-	-	-
01/25/2022	01/25/2022	01/25/2022	31846V203	PURCHASED UNITS OF FIRST AM GOVT OB FD CL Y	39,100.46	1.00	(39,100.46)	39,100.46	-	-
01/25/2022	01/25/2022	01/25/2022	31846V203	PURCHASED UNITS OF FIRST AM GOVT OB FD CL Y	564,949.69	1.00	(564,949.69)	564,949.69	-	-
01/26/2022	01/25/2022	01/25/2022	3137B1U75	PAID DOWN-RV PAR VALUE OF F H L M C MLTCL MT 3.22404% 1/25/23 TO CORRECT PMT	3,941.12	-	(3,941.12)	3,946.58	-	5.46
01/26/2022			3137B1U75	AMORTIZED PREMIUM ON F H L M C MLTCL MT 3.22404% 1/25/23 TO CORRECT PMT	-	-	-	11.54	-	-
01/26/2022			3137B1U75	INTEREST EARNED ON F H L M C MLTCL MT 3.22404% 1/25/23 $1 PV ON 2497.5300 SHARES DUE 1/25/2022 TO CORRECT PMT	-	-	(2,497.53)	-	-	-
01/26/2022			3137B1U75	INTEREST EARNED ON F H L M C MLTCL MT 3.22404% 1/25/23 $1 PV ON 266.4000 SHARES DUE 1/25/2022 $0.00210/PV ON 126,757.89 PV DUE 1/25/22	-	-	266.40	-	-	-
01/26/2022			3137B1U75	AMORTIZED PREMIUM ON F H L M C MLTCL MT 3.22404% 1/25/23 CURRENT YEAR AMORTIZATION	-	-	-	(11.54)	-	-
01/26/2022	01/25/2022	01/26/2022	3137B1U75	PAID DOWN PAR VALUE OF F H L M C MLTCL MT 3.22404% 1/25/23	(420.39)	-	420.39	(420.97)	-	(0.58)
01/26/2022	01/26/2022	01/26/2022	31846V203	SOLD UNITS OF FIRST AM GOVT OB FD CL Y	(5,751.86)	1.00	5,751.86	(5,751.86)	-	-
01/26/2022	01/26/2022	01/26/2022	31846V203	PURCHASED UNITS OF FIRST AM GOVT OB FD CL Y	543,795.05	1.00	(543,795.05)	543,795.05	-	-
01/26/2022	01/25/2022	01/26/2022	91282CDH1	SOLD PAR VALUE OF U S TREASURY NT 0.750% 11/15/24 /J.P. MORGAN SECURITIES LLC/550,000 PAR VALUE AT 98.72265636 %	(550,000.00)	0.99	542,974.61	(549,484.38)	(6,509.77)	-
01/26/2022		01/26/2022	91282CDH1	RECEIVED ACCRUED INTEREST ON SALE OF U S TREASURY NT 0.750% 11/15/24	-	-	820.44	-	-	-
01/27/2022			06406RAM9	INTEREST EARNED ON BANK OF NY MTN 1.850% 1/27/23 $1 PV ON 300000.0000 SHARES DUE 1/27/2022	-	-	2,775.00	-	-	-
01/27/2022	01/25/2022	01/27/2022	231021AU0	PURCHASED PAR VALUE OF CUMMINS INC 0.750% 9/01/25 /J.P. MORGAN SECURITIES LLC/550,000 PAR VALUE AT 96.861 %	550,000.00	0.97	(532,735.50)	532,735.50	-	-
01/27/2022		01/27/2022	231021AU0	PAID ACCRUED INTEREST ON PURCHASE OF CUMMINS INC 0.750% 9/01/25	-	-	(1,672.92)	-	-	-
01/27/2022	01/27/2022	01/27/2022	31846V203	SOLD UNITS OF FIRST AM GOVT OB FD CL Y	(531,633.42)	1.00	531,633.42	(531,633.42)	-	-
01/31/2022	01/31/2022	01/31/2022	31846V203	SOLD UNITS OF FIRST AM GOVT OB FD CL Y	(537,639.26)	1.00	537,639.26	(537,639.26)	-	-
01/31/2022			91159HHG8	INTEREST EARNED ON US BANCORP MTN 3.700% 1/30/24 $1 PV ON 550000.0000 SHARES DUE 1/30/2022	-	-	10,175.00	-	-	-
01/31/2022			91159HHG8	AMORTIZED PREMIUM ON US BANCORP MTN 3.700% 1/30/24 CURRENT YEAR AMORTIZATION	-	-	-	(1,212.08)	-	-
01/31/2022			91282CBG5	INTEREST EARNED ON U S TREASURY NT 0.125% 1/31/23 $1 PV ON 6190000.0000 SHARES DUE 1/31/2022	-	-	3,868.75	-	-	-
01/31/2022			91282CBG5	AMORTIZED PREMIUM ON U S TREASURY NT 0.125% 1/31/23 CURRENT YEAR AMORTIZATION	-	-	-	(60.76)	-	-
01/31/2022	01/27/2022	01/31/2022	91282CDV0	PURCHASED PAR VALUE OF U S TREASURY NT 1.000% 1/31/24 /NATWEST MKTS SECS/FIXED INCOME/555,000 PAR VALUE AT 99.40234414 %	555,000.00	0.99	(551,683.01)	551,683.01	-	-
02/01/2022			212204JC6	INTEREST EARNED ON CONTRA COSTA CA 1.652% 8/01/22 $1 PV ON 300000.0000 SHARES DUE 2/1/2022	-	-	2,478.00	-	-	-
02/01/2022	02/01/2022	02/01/2022	31846V203	PURCHASED UNITS OF FIRST AM GOVT OB FD CL Y	15,985.26	1.00	(15,985.26)	15,985.26	-	-
02/01/2022			31846V203	INTEREST EARNED ON FIRST AM GOVT OB FD CL Y UNIT ON 0.0000 SHARES DUE 1/31/2022 INTEREST FROM 1/1/22 TO 1/31/22	-	-	2.10	-	-	-
02/01/2022			796720ME7	INTEREST EARNED ON SAN BERNARDINO CA 1.883% 8/01/22 $1 PV ON 435000.0000 SHARES DUE 2/1/2022	-	-	4,095.53	-	-	-
02/01/2022			796720NP1	INTEREST EARNED ON SAN BERNARDINO CA 0.729% 8/01/23 $1 PV ON 150000.0000 SHARES DUE 2/1/2022	-	-	546.75	-	-	-
02/01/2022			79770GGP5	INTEREST EARNED ON SAN FRANCISCO CA 2.375% 8/01/22 $1 PV ON 400000.0000 SHARES DUE 2/1/2022	-	-	4,750.00	-	-	-
02/01/2022			79770GGP5	AMORTIZED PREMIUM ON SAN FRANCISCO CA 2.375% 8/01/22 CURRENT YEAR AMORTIZATION	-	-	-	(225.92)	-	-
02/01/2022			835569GP3	INTEREST EARNED ON SONOMA CNTY CA 1.969% 8/01/22 $1 PV ON 420000.0000 SHARES DUE 2/1/2022	-	-	4,134.90	-	-	-
02/01/2022			91282CBG5	AMORTIZED PREMIUM ON U S TREASURY NT 0.125% 1/31/23 CURRENT YEAR AMORTIZATION	-	-	-	(2.08)	-	-
02/01/2022	01/31/2022	02/01/2022	91282CBG5	SOLD PAR VALUE OF U S TREASURY NT 0.125% 1/31/23 /NATWEST MKTS SECS/FIXED INCOME/1,105,000 PAR VALUE AT 99.32812489 %	(1,105,000.00)	0.99	1,097,575.78	(1,105,146.23)	-	(7,570.45)
02/01/2022		02/01/2022	91282CBG5	RECEIVED ACCRUED INTEREST ON SALE OF U S TREASURY NT 0.125% 1/31/23	-	-	3.82	-	-	-
02/01/2022	01/31/2022	02/01/2022	91282CDV0	PURCHASED PAR VALUE OF U S TREASURY NT 1.000% 1/31/24 /CITADEL SECURITIES LLC/1,105,000 PAR VALUE AT 99.40624977 %	1,105,000.00	0.99	(1,098,439.06)	1,098,439.06	-	-
02/01/2022		02/01/2022	91282CDV0	PAID ACCRUED INTEREST ON PURCHASE OF U S TREASURY NT 1.000% 1/31/24	-	-	(26.71)	-	-	-
02/01/2022			916544ER6	INTEREST EARNED ON UPPER SANTA CLARA CA 0.525% 8/01/22 $1 PV ON 330000.0000 SHARES DUE 2/1/2022	-	-	866.25	-	-	-
02/02/2022	02/02/2022	02/02/2022	31846V203	PURCHASED UNITS OF FIRST AM GOVT OB FD CL Y	10,329.20	1.00	(10,329.20)	10,329.20	-	-
02/02/2022	02/02/2022	02/02/2022	31846V203	PURCHASED UNITS OF FIRST AM GOVT OB FD CL Y	233,664.05	1.00	(233,664.05)	233,664.05	-	-
02/02/2022			86787EAY3	INTEREST EARNED ON SUNTRUST BANK 3.689% 8/02/24 $1 PV ON 560000.0000 SHARES DUE 2/2/2022	-	-	10,329.20	-	-	-
02/02/2022			86787EAY3	INTEREST EARNED ON SUNTRUST BANK 3.689% 8/02/24 $1 PV ON 560000.0000 SHARES DUE 2/2/2022 *** TAX INCOME ONLY ***	-	-	-	-	-	-
02/02/2022			86787EAY3	AMORTIZED PREMIUM ON SUNTRUST BANK 3.689% 8/02/24 CURRENT YEAR AMORTIZATION	-	-	-	(1,562.62)	-	-
02/02/2022			91282CDV0	ACCREDITED DISCOUNT ON U S TREASURY NT 1.000% 1/31/24 MARKET DISCOUNT	-	-	-	3.85	-	-
02/02/2022	02/01/2022	02/02/2022	91282CDV0	SOLD PAR VALUE OF U S TREASURY NT 1.000% 1/31/24 /NOMURA SECURITIES/FIX INCOME/235,000 PAR VALUE AT 99.42578298 %	(235,000.00)	0.99	233,650.59	(233,599.36)	51.23	-
02/02/2022		02/02/2022	91282CDV0	RECEIVED ACCRUED INTEREST ON SALE OF U S TREASURY NT 1.000% 1/31/24	-	-	11.36	-	-	-
02/04/2022	02/01/2022	02/04/2022	06051GKF5	PURCHASED PAR VALUE OF BK OF AMERICA MTN 0.00001% 2/05/25 /BOFA SECURITIES, INC./FXD INC/250,000 PAR VALUE AT 100 %	250,000.00	1.00	(250,000.00)	250,000.00	-	-
02/04/2022	02/01/2022	02/04/2022	06051GKG3	PURCHASED PAR VALUE OF BK OF AMERICA MTN 1.843% 2/04/25 /BOFA SECURITIES, INC./FXD INC/235,000 PAR VALUE AT 100 %	235,000.00	1.00	(235,000.00)	235,000.00	-	-
02/04/2022	02/04/2022	02/04/2022	31846V203	SOLD UNITS OF FIRST AM GOVT OB FD CL Y	(231,699.80)	1.00	231,699.80	(231,699.80)	-	-
02/04/2022			91282CBG5	AMORTIZED PREMIUM ON U S TREASURY NT 0.125% 1/31/23 CURRENT YEAR AMORTIZATION	-	-	-	(4.99)	-	-
02/04/2022	02/03/2022	02/04/2022	91282CBG5	SOLD PAR VALUE OF U S TREASURY NT 0.125% 1/31/23 /CITADEL SECURITIES LLC/255,000 PAR VALUE AT 99.33203137 %	(255,000.00)	0.99	253,296.68	(255,032.08)	-	(1,735.40)
02/04/2022		02/04/2022	91282CBG5	RECEIVED ACCRUED INTEREST ON SALE OF U S TREASURY NT 0.125% 1/31/23	-	-	3.52	-	-	-
02/07/2022	02/07/2022	02/07/2022	26208VAD8	DISTRIBUTED PAR VALUE OF DRIVE AUTO 0.830% 5/15/24 VALUED AT 0.01	(0.01)	-	-	(0.01)	-	-
02/07/2022	02/07/2022	02/07/2022	31846V203	SOLD UNITS OF FIRST AM GOVT OB FD CL Y	(255,000.00)	1.00	255,000.00	(255,000.00)	-	-
02/07/2022	02/02/2022	02/07/2022	857477BR3	PURCHASED PAR VALUE OF STATE STR CORP 1.746% 2/06/26 /GOLDMAN SACHS & CO. LLC/255,000 PAR VALUE AT 100 %	255,000.00	1.00	(255,000.00)	255,000.00	-	-
02/09/2022	02/09/2022	02/09/2022	31846V203	PURCHASED UNITS OF FIRST AM GOVT OB FD CL Y	1,227.68	1.00	(1,227.68)	1,227.68	-	-
02/09/2022			69371RR40	INTEREST EARNED ON PACCAR MTN 0.500% 8/09/24 $1 PV ON 125000.0000 SHARES DUE 2/9/2022	-	-	312.50	-	-	-
02/09/2022	02/07/2022	02/09/2022	89238UAE0	PURCHASED PAR VALUE OF TOYOTA AUTO 1.880% 11/15/24 /BOFA SECURITIES, INC./FXD INC/550,000 PAR VALUE AT 100.74609455 %	550,000.00	1.01	(554,103.52)	554,103.52	-	-
02/09/2022		02/09/2022	89238UAE0	PAID ACCRUED INTEREST ON PURCHASE OF TOYOTA AUTO 1.880% 11/15/24	-	-	(689.33)	-	-	-
02/09/2022			91282CBG5	AMORTIZED PREMIUM ON U S TREASURY NT 0.125% 1/31/23 CURRENT YEAR AMORTIZATION	-	-	-	(7.87)	-	-
02/09/2022	02/08/2022	02/09/2022	91282CBG5	SOLD PAR VALUE OF U S TREASURY NT 0.125% 1/31/23 /WELLS FARGO SECURITIES, LLC/560,000 PAR VALUE AT 99.23046964 %	(560,000.00)	0.99	555,690.63	(560,069.46)	-	(4,378.83)
02/09/2022		02/09/2022	91282CBG5	RECEIVED ACCRUED INTEREST ON SALE OF U S TREASURY NT 0.125% 1/31/23	-	-	17.40	-	-	-
02/10/2022	02/10/2022	02/10/2022	31846V203	PURCHASED UNITS OF FIRST AM GOVT OB FD CL Y	544,665.26	1.00	(544,665.26)	544,665.26	-	-
02/10/2022	02/08/2022	02/10/2022	91282CBU4	SOLD PAR VALUE OF U S TREASURY NT 0.125% 3/31/23 /WELLS FARGO SECURITIES, LLC/550,000 PAR VALUE AT 98.98437455 %	(550,000.00)	0.99	544,414.06	(549,743.36)	(5,329.30)	-
02/10/2022		02/10/2022	91282CBU4	RECEIVED ACCRUED INTEREST ON SALE OF U S TREASURY NT 0.125% 3/31/23	-	-	251.20	-	-	-
02/11/2022			166756AJ5	INTEREST EARNED ON CHEVRON USA INC 0.426% 8/11/23 $1 PV ON 115000.0000 SHARES DUE 2/11/2022	-	-	244.95	-	-	-
02/11/2022	02/11/2022	02/11/2022	31846V203	PURCHASED UNITS OF FIRST AM GOVT OB FD CL Y	7,477.88	1.00	(7,477.88)	7,477.88	-	-
02/11/2022	02/09/2022	02/11/2022	786134WD4	SOLD PAR VALUE OF SACRAMENTO CNTY CA 0.629% 12/01/22 /RAYMOND JAMES/FI/280,000 PAR VALUE AT 99.853 %	(280,000.00)	1.00	279,588.40	(280,000.00)	-	(411.60)
02/11/2022		02/11/2022	786134WD4	RECEIVED ACCRUED INTEREST ON SALE OF SACRAMENTO CNTY CA 0.629% 12/01/22	-	-	342.46	-	-	-
02/11/2022	02/09/2022	02/11/2022	912796S34	PURCHASED PAR VALUE OF U S TREASURY BILL 1/26/23 /CITADEL SECURITIES LLC/275,000 PAR VALUE AT 99.16288364 %	275,000.00	0.99	(272,697.93)	272,697.93	-	-
02/14/2022			3130AKXQ4	INTEREST EARNED ON F H L B DEB 0.600% 2/12/2026 $1 PV ON 560000.0000 SHARES DUE 2/12/2022	-	-	1,680.00	-	-	-
02/14/2022	02/14/2022	02/14/2022	31846V203	PURCHASED UNITS OF FIRST AM GOVT OB FD CL Y	1,680.00	1.00	(1,680.00)	1,680.00	-	-
02/15/2022			14043MAC5	INTEREST EARNED ON CAPTIAL ONE PRIME 1.600% 11/15/24 $1 PV ON 299.9400 SHARES DUE 2/15/2022 $0.00133/PV ON 224,954.10 PV DUE 2/15/22	-	-	299.94	-	-	-
02/15/2022	02/15/2022	02/15/2022	14043MAC5	PAID DOWN PAR VALUE OF CAPTIAL ONE PRIME 1.600% 11/15/24	(16,005.75)	-	16,005.75	(16,002.35)	-	3.40

RIVERSIDE COUNTY TRANSPORTATION COMMISSION

Payden & Rygel Operating Portfolio Transaction Report
Quarter ended March 31, 2022

Account Number: 001050990415 **Name:** RIVERSIDE COUNTY TRANS COMM

Transaction Date	Trade Date	Settlement Date	CUSIP	Description	Units	Price	Net Cash Amount	Federal Tax Cost Amount	Short Term Gain/Loss Amount	Long Term Gain/Loss Amount
02/15/2022			262108AD5	INTEREST EARNED ON DRIVE AUTO 0.650% 7/15/25 $1 PV ON 135.4200 SHARES DUE 2/15/2022 $0.00054/PV ON 250,000.00 PV DUE 2/15/22	-	-	135.42	-	-	-
02/15/2022	02/15/2022	02/15/2022	31846V203	PURCHASED UNITS OF FIRST AM GOVT OB FD CL Y	60,804.98	1.00	(60,804.98)	60,804.98	-	-
02/15/2022	02/15/2022	02/15/2022	31846V203	PURCHASED UNITS OF FIRST AM GOVT OB FD CL Y	102,058.69	1.00	(102,058.69)	102,058.69	-	-
02/15/2022			43815NAC8	INTEREST EARNED ON HONDA AUTO 1.780% 8/15/23 $1 PV ON 172.4900 SHARES DUE 2/15/2022 $0.00148/PV ON 116,282.47 PV DUE 2/15/22	-	-	172.49	-	-	-
02/15/2022	02/15/2022	02/15/2022	43815NAC8	PAID DOWN PAR VALUE OF HONDA AUTO 1.780% 8/15/23	(14,093.94)	-	14,093.94	(14,093.82)	-	0.12
02/15/2022			47789JAD8	INTEREST EARNED ON JOHN DEERE OWNER 2.910% 7/17/23 $1 PV ON 96.0200 SHARES DUE 2/15/2022 $0.00243/PV ON 39,597.61 PV DUE 2/15/22	-	-	96.02	-	-	-
02/15/2022	02/15/2022	02/15/2022	47789JAD8	PAID DOWN PAR VALUE OF JOHN DEERE OWNER 2.910% 7/17/23	(12,461.75)	-	12,461.75	(12,460.22)	-	1.53
02/15/2022			47789KAC7	INTEREST EARNED ON JOHN DEERE OWNER 1.100% 8/15/24 $1 PV ON 317.5100 SHARES DUE 2/15/2022 $0.00092/PV ON 346,372.60 PV DUE 2/15/22	-	-	317.51	-	-	-
02/15/2022	02/15/2022	02/15/2022	47789KAC7	PAID DOWN PAR VALUE OF JOHN DEERE OWNER 1.100% 8/15/24	(32,954.54)	-	32,954.54	(32,952.53)	-	2.01
02/15/2022			58770FAC6	INTEREST EARNED ON MERCEDES BENZ AUTO 1.840% 12/15/22 $1 PV ON 72.9100 SHARES DUE 2/15/2022 $0.00153/PV ON 47,551.42 PV DUE 2/15/22	-	-	72.91	-	-	-
02/15/2022	02/15/2022	02/15/2022	58770FAC6	PAID DOWN PAR VALUE OF MERCEDES BENZ AUTO 1.840% 12/15/22	(13,794.67)	-	13,794.67	(13,792.85)	-	1.82
02/15/2022			76913CAX7	INTEREST EARNED ON RIVERSIDE CNTY CA 2.363% 2/15/23 $1 PV ON 170000.0000 SHARES DUE 2/15/2022	-	-	2,008.55	-	-	-
02/15/2022			80285WAD9	INTEREST EARNED ON SANTANDER DRIVE 0.00001% 7/15/24 $1 PV ON 20.2000 SHARES DUE 2/15/2022 $0.00043/PV ON 46,626.95 PV DUE 2/15/22	-	-	20.20	-	-	-
02/15/2022	02/15/2022	02/15/2022	80285WAD9	PAID DOWN PAR VALUE OF SANTANDER DRIVE 0.00001% 7/15/24 CMO FINAL PAYDOWN	(46,626.95)	-	46,626.95	(46,622.49)	-	4.46
02/15/2022			89238UAD2	INTEREST EARNED ON TOYOTA AUTO 1.910% 9/15/23 $1 PV ON 164.2900 SHARES DUE 2/15/2022 $0.00159/PV ON 103,217.34 PV DUE 2/15/22	-	-	164.29	-	-	-
02/15/2022	02/15/2022	02/15/2022	89238UAD2	PAID DOWN PAR VALUE OF TOYOTA AUTO 1.910% 9/15/23	(13,152.07)	-	13,152.07	(13,151.96)	-	0.11
02/15/2022			89238UAE0	INTEREST EARNED ON TOYOTA AUTO 1.880% 11/15/24 $1 PV ON 861.6700 SHARES DUE 2/15/2022 $0.00157/PV ON 550,000.00 PV DUE 2/15/22	-	-	861.67	-	-	-
02/15/2022			89238UAE0	AMORTIZED PREMIUM ON TOYOTA AUTO 1.880% 11/15/24 CURRENT YEAR AMORTIZATION	-	-	-	(48.18)	-	-
02/15/2022			91324PDM1	INTEREST EARNED ON UNITEDHEALTH GROUP 3.500% 2/15/24 $1 PV ON 550000.0000 SHARES DUE 2/15/2022	-	-	9,625.00	-	-	-
02/15/2022			91324PDM1	AMORTIZED PREMIUM ON UNITEDHEALTH GROUP 3.500% 2/15/24 CURRENT YEAR AMORTIZATION	-	-	-	(1,965.02)	-	-
02/16/2022			30231GBB7	INTEREST EARNED ON EXXON MOBIL 1.902% 8/16/22 $1 PV ON 300000.0000 SHARES DUE 2/16/2022	-	-	2,853.00	-	-	-
02/16/2022	02/16/2022	02/16/2022	31846V203	PURCHASED UNITS OF FIRST AM GOVT OB FD CL Y	2,853.00	1.00	(2,853.00)	2,853.00	-	-
02/18/2022	02/18/2022	02/18/2022	31846V203	PURCHASED UNITS OF FIRST AM GOVT OB FD CL Y	539,668.51	1.00	(539,668.51)	539,668.51	-	-
02/18/2022	02/16/2022	02/18/2022	91282CCU3	SOLD PAR VALUE OF U S TREASURY NT 0.125% 8/31/23 /BOFA SECURITIES, INC./FXD INC/550,000 PAR VALUE AT 98.0625 %	(550,000.00)	0.98	539,343.75	(548,603.52)	(9,259.77)	-
02/18/2022		02/18/2022	91282CCU3	RECEIVED ACCRUED INTEREST ON SALE OF U S TREASURY NT 0.125% 8/31/23	-	-	324.76	-	-	-
02/22/2022	02/22/2022	02/22/2022	31846V203	PURCHASED UNITS OF FIRST AM GOVT OB FD CL Y	438.33	1.00	(438.33)	438.33	-	-
02/22/2022			43815GAC3	INTEREST EARNED ON HONDA AUTO REC 0.880% 1/21/26 $1 PV ON 183.3300 SHARES DUE 2/21/2022 $0.00073/PV ON 250,000.00 PV DUE 2/21/22	-	-	183.33	-	-	-
02/22/2022			92868KAC7	INTEREST EARNED ON VOLKSWAHEN AUTO LN 1.020% 6/22/26 $1 PV ON 255.0000 SHARES DUE 2/20/2022 $0.00085/PV ON 300,000.00 PV DUE 2/20/22	-	-	255.00	-	-	-
02/23/2022			06406RAK3	INTEREST EARNED ON BANK OF NY MTN 1.950% 8/23/22 $1 PV ON 100000.0000 SHARES DUE 2/23/2022	-	-	975.00	-	-	-
02/23/2022	02/23/2022	02/23/2022	31846V203	SOLD UNITS OF FIRST AM GOVT OB FD CL Y	(548,948.22)	1.00	548,948.22	(548,948.22)	-	-
02/23/2022	02/16/2022	02/23/2022	80286EAC0	PURCHASED PAR VALUE OF SANTANDER AUTO REC 1.860% 11/17/25 /J.P. MORGAN SECURITIES LLC/550,000 PAR VALUE AT 99.98604 %	550,000.00	1.00	(549,923.22)	549,923.22	-	-
02/25/2022				TRUST FEES COLLECTED CHARGED FOR PERIOD 01/01/2022 THRU 01/31/2022 COLLECTED BY DISBURSEMENT	-	-	(574.33)	-	-	-
02/25/2022			05588CAC6	INTEREST EARNED ON BMW VEHICLE OWNER 1.920% 1/25/24 $1 PV ON 191.6000 SHARES DUE 2/25/2022 $0.00160/PV ON 119,752.04 PV DUE 2/25/22	-	-	191.60	-	-	-
02/25/2022	02/25/2022	02/25/2022	05588CAC6	PAID DOWN PAR VALUE OF BMW VEHICLE OWNER 1.920% 1/25/24	(15,096.56)	-	15,096.56	(15,094.53)	-	2.03
02/25/2022			3136AKQM8	INTEREST EARNED ON F N M A GTD REMIC 3.056% 6/25/24 $1 PV ON 939.1700 SHARES DUE 2/25/2022 $0.00255/PV ON 368,784.79 PV DUE 2/25/22	-	-	939.17	-	-	-
02/25/2022			3136AKQM8	AMORTIZED PREMIUM ON F N M A GTD REMIC 3.056% 6/25/24 CURRENT YEAR AMORTIZATION	-	-	-	(586.90)	-	-
02/25/2022	02/25/2022	02/25/2022	3136AKQM8	PAID DOWN PAR VALUE OF F N M A GTD REMIC 3.056% 6/25/24	(699.76)	-	699.76	(730.33)	-	(30.57)
02/25/2022			3137ATRW4	INTEREST EARNED ON F H L M C MULTICLA 2.373% 5/25/22 $1 PV ON 296.6200 SHARES DUE 2/25/2022 $0.00198/PV ON 149,997.35 PV DUE 2/25/22	-	-	296.62	-	-	-
02/25/2022			3137ATRW4	AMORTIZED PREMIUM ON F H L M C MULTICLA 2.373% 5/25/22 CURRENT YEAR AMORTIZATION	-	-	-	(24.86)	-	-
02/25/2022	02/25/2022	02/25/2022	3137ATRW4	PAID DOWN PAR VALUE OF F H L M C MULTICLA 2.373% 5/25/22	(55,745.21)	-	55,745.21	(55,771.74)	-	(26.53)
02/25/2022			3137B1U75	INTEREST EARNED ON F H L M C MLTCL MT 3.22404% 1/25/23 $1 PV ON 265.5200 SHARES DUE 2/25/2022 $0.00210/PV ON 126,337.50 PV DUE 2/25/22	-	-	265.52	-	-	-
02/25/2022			3137B1U75	AMORTIZED PREMIUM ON F H L M C MLTCL MT 3.22404% 1/25/23 CURRENT YEAR AMORTIZATION	-	-	-	(14.86)	-	-
02/25/2022	02/25/2022	02/25/2022	3137B1U75	PAID DOWN PAR VALUE OF F H L M C MLTCL MT 3.22404% 1/25/23	(421.91)	-	421.91	(422.44)	-	(0.53)
02/25/2022			3137B4GY6	INTEREST EARNED ON F H L M C MLTCL MT 3.310% 5/25/23 $1 PV ON 1406.7500 SHARES DUE 2/25/2022 $0.00276/PV ON 510,000.00 PV DUE 2/25/22	-	-	1,406.75	-	-	-
02/25/2022			3137B4GY6	AMORTIZED PREMIUM ON F H L M C MLTCL MT 3.310% 5/25/23 CURRENT YEAR AMORTIZATION	-	-	-	(1,227.54)	-	-
02/25/2022			3137B4WB8	INTEREST EARNED ON F H L M C MLTCL MTG 3.060% 7/25/23 $1 PV ON 1249.5000 SHARES DUE 2/25/2022 $0.00255/PV ON 490,000.00 PV DUE 2/25/22	-	-	1,249.50	-	-	-
02/25/2022			3137B4WB8	AMORTIZED PREMIUM ON F H L M C MLTCL MTG 3.060% 7/25/23 CURRENT YEAR AMORTIZATION	-	-	-	(607.25)	-	-
02/25/2022			3137FYUR5	INTEREST EARNED ON F H L M C MLTCL 0.2358% 8/26/24 $1 PV ON 36.9400 SHARES DUE 2/25/2022 $0.00020/PV ON 188,002.72 PV DUE 2/25/22	-	-	36.94	-	-	-
02/25/2022	02/25/2022	02/25/2022	3137FYUR5	PAID DOWN PAR VALUE OF F H L M C MLTCL 0.2358% 8/26/24	(39,435.01)	-	39,435.01	(39,435.01)	-	-
02/25/2022	02/25/2022	02/25/2022	31846V203	PURCHASED UNITS OF FIRST AM GOVT OB FD CL Y	98,857.46	1.00	(98,857.46)	98,857.46	-	-
02/25/2022	02/25/2022	02/25/2022	31846V203	PURCHASED UNITS OF FIRST AM GOVT OB FD CL Y	16,352.76	1.00	(16,352.76)	16,352.76	-	-
02/28/2022			3137B36J2	AMORTIZED PREMIUM ON F H L M C MLTCL MT 3.32004% 2/25/23 CURRENT YEAR AMORTIZATION	-	-	-	(507.56)	-	-
02/28/2022			3137B36J2	INTEREST EARNED ON F H L M C MLTCL MT 3.32004% 2/25/23 $1 PV ON 1284.2400 SHARES DUE 2/25/2022 $0.00276/PV ON 465,311.56 PV DUE 2/25/22	-	-	1,284.24	-	-	-
02/28/2022	02/25/2022	02/28/2022	3137B36J2	PAID DOWN PAR VALUE OF F H L M C MLTCL MT 3.32004% 2/25/23	(1,154.32)	552.78	1,154.32	(1,169.15)	-	(14.83)
02/28/2022	02/28/2022	02/28/2022	31846V203	PURCHASED UNITS OF FIRST AM GOVT OB FD CL Y	6.25	1.00	(6.25)	6.25	-	-
02/28/2022			91282CCU3	INTEREST EARNED ON U S TREASURY NT 0.125% 8/31/23 $1 PV ON 10000.0000 SHARES DUE 2/28/2022	-	-	6.25	-	-	-
03/01/2022	03/01/2022	03/01/2022	13063BFS6	MATURED PAR VALUE OF CALIFORNIA ST BUILD 6.650% 3/01/22 210,000 PAR VALUE AT 100 %	(210,000.00)	1.00	210,000.00	(210,000.00)	-	-
03/01/2022			13063BFS6	INTEREST EARNED ON CALIFORNIA ST BUILD 6.650% 3/01/22 $1 PV ON 210000.0000 SHARES DUE 3/1/2022	-	-	6,982.50	-	-	-
03/01/2022			231021AU0	INTEREST EARNED ON CUMMINS INC 0.750% 9/01/25 $1 PV ON 550000.0000 SHARES DUE 3/1/2022	-	-	2,062.50	-	-	-
03/01/2022	03/01/2022	03/01/2022	31846V203	PURCHASED UNITS OF FIRST AM GOVT OB FD CL Y	228,567.46	1.00	(228,567.46)	228,567.46	-	-
03/01/2022			31846V203	INTEREST EARNED ON FIRST AM GOVT OB FD CL Y UNIT ON 0.0000 SHARES DUE 2/28/2022 INTEREST FROM 2/1/22 TO 2/28/22	-	-	3.66	-	-	-

RIVERSIDE COUNTY TRANSPORTATION COMMISSION

Payden & Rygel Operating Portfolio Transaction Report
Quarter ended March 31, 2022

Account Number: 001050990415 **Name:** RIVERSIDE COUNTY TRANS COMM

Transaction Date	Trade Date	Settlement Date	CUSIP	Description	Units	Price	Net Cash Amount	Federal Tax Cost Amount	Short Term Gain/Loss Amount	Long Term Gain/Loss Amount
03/01/2022			378460YB9	INTEREST EARNED ON GLENDALE CA 1.041% 9/01/22 $1 PV ON 330000.0000 SHARES DUE 3/1/2022	-	-	1,717.65	-	-	-
03/01/2022			62451FKF6	INTEREST EARNED ON MOUNTAIN VIEW CA 1.043% 9/01/22 $1 PV ON 250000.0000 SHARES DUE 3/1/2022	-	-	1,303.75	-	-	-
03/01/2022			79730WAY6	INTEREST EARNED ON SAN DIEGO CA 3.250% 9/01/22 $1 PV ON 250000.0000 SHARES DUE 3/1/2022	-	-	4,062.50	-	-	-
03/01/2022			79730WAY6	AMORTIZED PREMIUM ON SAN DIEGO CA 3.250% 9/01/22 CURRENT YEAR AMORTIZATION	-	-	-	(322.20)	-	-
03/02/2022	03/02/2022	03/02/2022	31846V203	SOLD UNITS OF FIRST AM GOVT OB FD CL Y	(552,365.55)	1.00	552,365.55	(552,365.55)	-	-
03/02/2022			84859DAB3	INTEREST EARNED ON SPIRE MISSOURI 0.53871% 12/02/24 $1 PV ON 595000.0000 SHARES DUE 3/2/2022	-	-	756.81	-	-	-
03/02/2022	02/28/2022	03/02/2022	95000U2H5	PURCHASED PAR VALUE OF WELLS FARGO MTN 2.406% 10/30/25 /WELLS FARGO SECURITIES, LLC/550,000 PAR VALUE AT 99.753 %	550,000.00	1.00	(548,641.50)	548,641.50	-	-
03/02/2022		03/02/2022	95000U2H5	PAID ACCRUED INTEREST ON PURCHASE OF WELLS FARGO MTN 2.406% 10/30/25	-	-	(4,484.52)	-	-	-
03/03/2022			166764AU4	AMORTIZED PREMIUM ON CHEVRON CORP 0.70463% 3/03/22 CURRENT YEAR AMORTIZATION	-	-	-	(218.08)	-	-
03/03/2022	03/03/2022	03/03/2022	166764AU4	MATURED PAR VALUE OF CHEVRON CORP 0.70463% 3/03/22 500,000 PAR VALUE AT 100 %	(500,000.00)	1.00	500,000.00	(500,000.00)	-	-
03/03/2022			166764AU4	INTEREST EARNED ON CHEVRON CORP 0.70463% 3/03/22 $1 PV ON 500000.0000 SHARES DUE 3/3/2022	-	-	880.79	-	-	-
03/03/2022	03/03/2022	03/03/2022	31846V203	PURCHASED UNITS OF FIRST AM GOVT OB FD CL Y	500,880.79	1.00	(500,880.79)	500,880.79	-	-
03/10/2022	03/10/2022	03/10/2022	31846V203	SOLD UNITS OF FIRST AM GOVT OB FD CL Y	(547,959.71)	1.00	547,959.71	(547,959.71)	-	-
03/10/2022			46647PCS3	INTEREST EARNED ON JPMORGAN CHASE CO 0.64934% 12/10/25 $1 PV ON 270000.0000 SHARES DUE 3/10/2022	-	-	438.30	-	-	-
03/10/2022	03/09/2022	03/10/2022	91282CEA5	PURCHASED PAR VALUE OF U S TREASURY NT 1.500% 2/29/24 /BOFA SECURITIES, INC./FXD INC/550,000 PAR VALUE AT 99.66796909 %	550,000.00	1.00	(548,173.83)	548,173.83	-	-
03/10/2022		03/10/2022	91282CEA5	PAID ACCRUED INTEREST ON PURCHASE OF U S TREASURY NT 1.500% 2/29/24	-	-	(224.18)	-	-	-
03/11/2022			037833DL1	INTEREST EARNED ON APPLE INC 1.700% 9/11/22 $1 PV ON 525000.0000 SHARES DUE 3/11/2022	-	-	4,462.50	-	-	-
03/11/2022	03/11/2022	03/11/2022	31846V203	PURCHASED UNITS OF FIRST AM GOVT OB FD CL Y	4,462.50	1.00	(4,462.50)	4,462.50	-	-
03/15/2022			002824BB5	INTEREST EARNED ON ABBOTT LABORATORIES 2.950% 3/15/25 $1 PV ON 500000.0000 SHARES DUE 3/15/2022	-	-	7,375.00	-	-	-
03/15/2022			002824BB5	AMORTIZED PREMIUM ON ABBOTT LABORATORIES 2.950% 3/15/25 CURRENT YEAR AMORTIZATION	-	-	-	(1,720.37)	-	-
03/15/2022			14043MAC5	INTEREST EARNED ON CAPTIAL ONE PRIME 1.600% 11/15/24 $1 PV ON 278.6000 SHARES DUE 3/15/2022 $0.00133/PV ON 208,948.35 PV DUE 3/15/22	-	-	278.60	-	-	-
03/15/2022	03/15/2022	03/15/2022	14043MAC5	PAID DOWN PAR VALUE OF CAPTIAL ONE PRIME 1.600% 11/15/24	(14,999.91)	-	14,999.91	(14,996.72)	-	3.19
03/15/2022			262108AD5	INTEREST EARNED ON DRIVE AUTO 0.650% 7/15/25 $1 PV ON 135.4200 SHARES DUE 3/15/2022 $0.00054/PV ON 250,000.00 PV DUE 3/15/22	-	-	135.42	-	-	-
03/15/2022	03/15/2022	03/15/2022	31846V203	PURCHASED UNITS OF FIRST AM GOVT OB FD CL Y	103,075.87	1.00	(103,075.87)	103,075.87	-	-
03/15/2022			43815NAC8	INTEREST EARNED ON HONDA AUTO 1.780% 8/15/23 $1 PV ON 151.5800 SHARES DUE 3/15/2022 $0.00148/PV ON 102,188.53 PV DUE 3/15/22	-	-	151.58	-	-	-
03/15/2022	03/15/2022	03/15/2022	43815NAC8	PAID DOWN PAR VALUE OF HONDA AUTO 1.780% 8/15/23	(13,116.24)	-	13,116.24	(13,116.13)	-	0.11
03/15/2022			47789JAD8	INTEREST EARNED ON JOHN DEERE OWNER 2.910% 7/17/23 $1 PV ON 65.8000 SHARES DUE 3/15/2022 $0.00243/PV ON 27,135.86 PV DUE 3/15/22	-	-	65.80	-	-	-
03/15/2022	03/15/2022	03/15/2022	47789JAD8	PAID DOWN PAR VALUE OF JOHN DEERE OWNER 2.910% 7/17/23	(7,777.06)	-	7,777.06	(7,776.10)	-	0.96
03/15/2022			47789KAC7	INTEREST EARNED ON JOHN DEERE OWNER 1.100% 8/15/24 $1 PV ON 287.3000 SHARES DUE 3/15/2022 $0.00092/PV ON 313,418.06 PV DUE 3/15/22	-	-	287.30	-	-	-
03/15/2022	03/15/2022	03/15/2022	47789KAC7	PAID DOWN PAR VALUE OF JOHN DEERE OWNER 1.100% 8/15/24	(22,569.71)	-	22,569.71	(22,568.33)	-	1.38
03/15/2022			58770FAC6	INTEREST EARNED ON MERCEDES BENZ AUTO 1.840% 12/15/22 $1 PV ON 51.7600 SHARES DUE 3/15/2022 $0.00153/PV ON 33,756.75 PV DUE 3/15/22	-	-	51.76	-	-	-
03/15/2022	03/15/2022	03/15/2022	58770FAC6	PAID DOWN PAR VALUE OF MERCEDES BENZ AUTO 1.840% 12/15/22	(16,642.86)	-	16,642.86	(16,640.67)	-	2.19
03/15/2022			64990FD43	INTEREST EARNED ON NEW YORK ST 0.887% 3/15/25 $1 PV ON 400000.0000 SHARES DUE 3/15/2022	-	-	2,582.16	-	-	-
03/15/2022			693304AP2	INTEREST EARNED ON PECO ENERGY CO 2.375% 9/15/22 $1 PV ON 120000.0000 SHARES DUE 3/15/2022	-	-	1,425.00	-	-	-
03/15/2022			693304AP2	AMORTIZED PREMIUM ON PECO ENERGY CO 2.375% 9/15/22 CURRENT YEAR AMORTIZATION	-	-	-	(96.09)	-	-
03/15/2022			80286EAC0	INTEREST EARNED ON SANTANDER AUTO REC 1.860% 11/17/25 $1 PV ON 652.0600 SHARES DUE 3/15/2022 $0.00119/PV ON 550,000.00 PV DUE 3/15/22	-	-	652.06	-	-	-
03/15/2022			89238UAD2	INTEREST EARNED ON TOYOTA AUTO 1.910% 9/15/23 $1 PV ON 143.3500 SHARES DUE 3/15/2022 $0.00159/PV ON 90,065.27 PV DUE 3/15/22	-	-	143.35	-	-	-
03/15/2022	03/15/2022	03/15/2022	89238UAD2	PAID DOWN PAR VALUE OF TOYOTA AUTO 1.910% 9/15/23	(12,113.51)	-	12,113.51	(12,113.41)	-	0.10
03/15/2022			89238UAE0	INTEREST EARNED ON TOYOTA AUTO 1.880% 11/15/24 $1 PV ON 861.6700 SHARES DUE 3/15/2022 $0.00157/PV ON 550,000.00 PV DUE 3/15/22	-	-	861.67	-	-	-
03/15/2022			89238UAE0	AMORTIZED PREMIUM ON TOYOTA AUTO 1.880% 11/15/24 CURRENT YEAR AMORTIZATION	-	-	-	(219.63)	-	-
03/15/2022			91282CCX7	INTEREST EARNED ON U S TREASURY NT 0.375% 9/15/24 $1 PV ON 985000.0000 SHARES DUE 3/15/2022	-	-	1,846.88	-	-	-
03/16/2022	03/16/2022	03/16/2022	31846V203	PURCHASED UNITS OF FIRST AM GOVT OB FD CL Y	1,969.03	1.00	(1,969.03)	1,969.03	-	-
03/16/2022			46647PBZ8	INTEREST EARNED ON JPMORGAN CHASE CO 0.697% 3/16/24 $1 PV ON 565000.0000 SHARES DUE 3/16/2022	-	-	1,969.03	-	-	-
03/18/2022			250847EJ5	AMORTIZED PREMIUM ON DETROIT EDISON CO 2.650% 6/15/22 CURRENT YEAR AMORTIZATION	-	-	-	(473.58)	-	-
03/18/2022	03/18/2022	03/18/2022	250847EJ5	BOND CALLED PAR VALUE OF DETROIT EDISON CO 2.650% 6/15/22 /CALLS/3/18/2022 FULL CALL @ PAR	(180,000.00)	1.00	180,000.00	(180,000.00)	-	-
03/18/2022			250847EJ5	INTEREST EARNED ON DETROIT EDISON CO 2.650% 6/15/22 $1 PV ON 180000.0000 SHARES DUE 3/18/2022 ACCRUED INTEREST ON 3/18/2022 FULL CALL	-	-	1,232.25	-	-	-
03/18/2022	03/18/2022	03/18/2022	31846V203	PURCHASED UNITS OF FIRST AM GOVT OB FD CL Y	8.25	1.00	(8.25)	8.25	-	-
03/18/2022	03/18/2022	03/18/2022	31846V203	PURCHASED UNITS OF FIRST AM GOVT OB FD CL Y	181,224.00	1.00	(181,224.00)	181,224.00	-	-
03/21/2022	03/21/2022	03/21/2022	31846V203	PURCHASED UNITS OF FIRST AM GOVT OB FD CL Y	438.33	1.00	(438.33)	438.33	-	-
03/21/2022			43815GAC3	INTEREST EARNED ON HONDA AUTO REC 0.880% 1/21/26 $1 PV ON 183.3300 SHARES DUE 3/21/2022 $0.00073/PV ON 250,000.00 PV DUE 3/21/22	-	-	183.33	-	-	-
03/21/2022			92868KAC7	INTEREST EARNED ON VOLKSWAHEN AUTO LN 1.020% 6/22/26 $1 PV ON 255.0000 SHARES DUE 3/20/2022 $0.00085/PV ON 300,000.00 PV DUE 3/20/22	-	-	255.00	-	-	-
03/22/2022	03/17/2022	03/22/2022	06051GKM0	PURCHASED PAR VALUE OF BANK OF AMERICA MTN 3.384% 4/02/26 /BOFA SECURITIES, INC./FXD INC/115,000 PAR VALUE AT 100 %	115,000.00	1.00	(115,000.00)	115,000.00	-	-
03/22/2022	03/22/2022	03/22/2022	31846V203	SOLD UNITS OF FIRST AM GOVT OB FD CL Y	(115,000.00)	1.00	115,000.00	(115,000.00)	-	-
03/24/2022	03/24/2022	03/24/2022	31846V203	PURCHASED UNITS OF FIRST AM GOVT OB FD CL Y	196.62	1.00	(196.62)	196.62	-	-
03/24/2022			69351UAY9	INTEREST EARNED ON PPL ELEC UTILS 0.39323% 6/24/24 $1 PV ON 200000.0000 SHARES DUE 3/24/2022	-	-	196.62	-	-	-
03/25/2022				TRUST FEES COLLECTED CHARGED FOR PERIOD 02/01/2022 THRU 02/28/2022 COLLECTED BY DISBURSEMENT	-	-	(572.49)	-	-	-
03/25/2022			05588CAC6	INTEREST EARNED ON BMW VEHICLE OWNER 1.920% 1/25/24 $1 PV ON 167.4500 SHARES DUE 3/25/2022 $0.00160/PV ON 104,655.48 PV DUE 3/25/22	-	-	167.45	-	-	-
03/25/2022	03/25/2022	03/25/2022	05588CAC6	PAID DOWN PAR VALUE OF BMW VEHICLE OWNER 1.920% 1/25/24	(14,029.12)	-	14,029.12	(14,027.24)	-	1.88
03/25/2022			3136AKQM8	INTEREST EARNED ON F N M A GTD REMIC 3.056% 6/25/24 $1 PV ON 937.3900 SHARES DUE 3/25/2022 $0.00255/PV ON 368,085.03 PV DUE 3/25/22	-	-	937.39	-	-	-
03/25/2022			3136AKQM8	AMORTIZED PREMIUM ON F N M A GTD REMIC 3.056% 6/25/24 CURRENT YEAR AMORTIZATION	0.0000	-	-	(529.10)	-	-
03/25/2022	03/25/2022	03/25/2022	3136AKQM8	PAID DOWN PAR VALUE OF F N M A GTD REMIC 3.056% 6/25/24	-836.2400	-	836.24	(871.57)	-	(35.33)
03/25/2022			3137ATRW4	INTEREST EARNED ON F H L M C MULTICLA 2.373% 5/25/22 $1 PV ON 186.3800 SHARES DUE 3/25/2022 $0.00198/PV ON 94,252.14 PV DUE 3/25/22	0.0000	-	186.38	-	-	-
03/25/2022			3137ATRW4	AMORTIZED PREMIUM ON F H L M C MULTICLA 2.373% 5/25/22 CURRENT YEAR AMORTIZATION	0.0000	-	-	(14.11)	-	-
03/25/2022	03/25/2022	03/25/2022	3137ATRW4	PAID DOWN PAR VALUE OF F H L M C MULTICLA 2.373% 5/25/22	-71,479.3500	-	71,479.35	(71,502.67)	-	(23.32)

RIVERSIDE COUNTY TRANSPORTATION COMMISSION

Payden & Rygel Operating Portfolio Transaction Report
Quarter ended March 31, 2022

Account Number: 001050990415 **Name:** RIVERSIDE COUNTY TRANS COMM

Transaction Date	Trade Date	Settlement Date	CUSIP	Description	Units	Price	Net Cash Amount	Federal Tax Cost Amount	Short Term Gain/Loss Amount	Long Term Gain/Loss Amount
03/25/2022			3137B1U75	INTEREST EARNED ON F H L M C MLTCL MT 3.22404% 1/25/23 $1 PV ON 264.6300 SHARES DUE 3/25/2022 $0.00210/PV ON 125,915.59 PV DUE 3/25/22	0.0000	-	264.63	-	-	-
03/25/2022			3137B1U75	AMORTIZED PREMIUM ON F H L M C MLTCL MT 3.22404% 1/25/23 CURRENT YEAR AMORTIZATION	0.0000	-	-	(13.37)	-	-
03/25/2022	03/25/2022	03/25/2022	3137B1U75	PAID DOWN PAR VALUE OF F H L M C MLTCL MT 3.22404% 1/25/23	-70,179.7400	-	70,179.74	(70,261.20)	-	(81.46)
03/25/2022			3137B36J2	AMORTIZED PREMIUM ON F H L M C MLTCL MT 3.31196% 2/25/23 CURRENT YEAR AMORTIZATION	0.0000	-	-	(457.31)	-	-
03/25/2022			3137B36J2	INTEREST EARNED ON F H L M C MLTCL MT 3.31196% 2/25/23 $1 PV ON 1281.3300 SHARES DUE 3/25/2022 $0.00276/PV ON 464,157.24 PV DUE 3/25/22	0.0000	-	1,281.33	-	-	-
03/25/2022	03/25/2022	03/25/2022	3137B36J2	PAID DOWN PAR VALUE OF F H L M C MLTCL MT 3.31196% 2/25/23	-1,319.1100	-	1,319.11	(1,334.75)	-	(15.64)
03/25/2022			3137B4GY6	INTEREST EARNED ON F H L M C MLTCL MT 3.310% 5/25/23 $1 PV ON 1406.7500 SHARES DUE 3/25/2022 $0.00276/PV ON 510,000.00 PV DUE 3/25/22	0.0000	-	1,406.75	-	-	-
03/25/2022			3137B4GY6	AMORTIZED PREMIUM ON F H L M C MLTCL MT 3.310% 5/25/23 CURRENT YEAR AMORTIZATION	0.0000	-	-	(1,108.75)	-	-
03/25/2022			3137B4WB8	INTEREST EARNED ON F H L M C MLTCL MTG 3.060% 7/25/23 $1 PV ON 1249.5000 SHARES DUE 3/25/2022 $0.00255/PV ON 490,000.00 PV DUE 3/25/22	0.0000	-	1,249.50	-	-	-
03/25/2022			3137B4WB8	AMORTIZED PREMIUM ON F H L M C MLTCL MTG 3.060% 7/25/23 CURRENT YEAR AMORTIZATION	0.0000	-	-	(548.48)	-	-
03/25/2022			3137FYUR5	INTEREST EARNED ON F H L M C MLTCL 0.22993% 8/26/24 $1 PV ON 28.4700 SHARES DUE 3/25/2022 $0.00019/PV ON 148,567.71 PV DUE 3/25/22	0.0000	-	28.47	-	-	-
03/25/2022	03/25/2022	03/25/2022	31846V203	PURCHASED UNITS OF FIRST AM GOVT OB FD CL Y	1,773.6300	1.00	(1,773.63)	1,773.63	-	-
03/25/2022	03/25/2022	03/25/2022	31846V203	PURCHASED UNITS OF FIRST AM GOVT OB FD CL Y	161,019.3400	1.00	(161,019.34)	161,019.34	-	-
03/28/2022	03/28/2022	03/28/2022	31846V203	PURCHASED UNITS OF FIRST AM GOVT OB FD CL Y	240.0000	1.00	(240.00)	240.00	-	-
03/28/2022			654106AH6	INTEREST EARNED ON NIKE INC SR NT 2.400% 3/27/25 $1 PV ON 20000.0000 SHARES DUE 3/27/2022	0.0000	-	240.00	-	-	-
03/31/2022	03/31/2022	03/31/2022	31846V203	PURCHASED UNITS OF FIRST AM GOVT OB FD CL Y	76,671.2100	1.00	(76,671.21)	76,671.21	-	-
03/31/2022	03/31/2022	03/31/2022	31846V203	SOLD UNITS OF FIRST AM GOVT OB FD CL Y	-933,260.2700	1.00	933,260.27	(933,260.27)	-	-
03/31/2022			91282CBU4	INTEREST EARNED ON U S TREASURY NT 0.125% 3/31/23 $1 PV ON 3600000.0000 SHARES DUE 3/31/2022	0.0000	-	2,250.00	-	-	-
03/31/2022	03/31/2022	03/31/2022	91282CEG2	SOLD PAR VALUE OF U S TREASURY NT 2.125% 3/31/24 /J.P. MORGAN SECURITIES LLC/15,900,000 PAR VALUE AT 99.92187503 %	-15,900,000.0000	1.00	15,887,578.13	(15,877,640.63)	9,937.50	-
03/31/2022	03/30/2022	03/31/2022	91282CEG2	PURCHASED PAR VALUE OF U S TREASURY NT 2.125% 3/31/24 /CITIGROUP GLOBAL MARKETS INC./16,770,000 PAR VALUE AT 99.85937501 %	16,770,000.0000	1.00	(16,746,417.19)	16,746,417.19	-	-
							-	**104,393.47**	**(11,677.61)**	**(15,194.94)**

ATTACHMENT 10

Riverside County Transportation Commission

SHORT DURATION FIXED INCOME

APRIL 27, 2022

MetLife Investment Management

RCTC

Table of Contents

01 MetLife Investment Management Overview

02 Market Review

03 Portfolio Review

04 Appendix

1. MetLife Investment Management Overview

MetLife Investment Management

Overview

MetLife Investment Management (MIM)[1] manages Public Fixed Income, Private Capital and Real Estate assets for institutional investors worldwide by applying our deep asset class expertise to build tailored portfolio solutions. We also leverage the broader resources and 150-year history of MetLife to skillfully navigate markets.

MIM Highlights

- Total Assets Under Management of $669.0 billion[2] as of December 31, 2021
- Separate accounts, proprietary commingled funds and client-specific portfolio solutions
- Experienced and tenured investment teams
- Deep fundamental research
- Leverages the broader resources of the MetLife enterprise

Global Presence[1,3]

1. As of December 31, 2021, subsidiaries of MetLife, Inc. that provide investment management services to MetLife's general account, separate accounts and/or unaffiliated/third party investors include Metropolitan Life Insurance Company, MetLife Investment Management, LLC, MetLife Investment Management Limited, MetLife Investments Limited, MetLife Investments Asia Limited, MetLife Latin America Asesorias e Inversiones Limitada, MetLife Asset Management Corp. (Japan), and MIM I LLC.
2. As of December 31, 2021. At estimated fair value. See Appendix – End Notes for additional information.
3. Illustration shown depicts locations of select MIM regional offices, chosen in MIM's discretion; not a complete representation of MIM's regional offices.

Short Duration Fixed Income Team

Portfolio Management		
Name	**Responsibility**	**Industry Experience (yrs)**
Scott Pavlak, CFA	Head of Short Duration Fixed Income	34
Juan Peruyero	Portfolio Manager	21

Portfolio Management Support		
Name	**Sector**	**Industry Experience (yrs)**
David Wheeler, CFA	Credit	36
Steve Kelly, CFA	Credit	35
Kimberley Slough	Municipals	29
John Palphreyman, CFA	Structured Products	23
Phil Tran	Treasuries, Agencies, Money Markets	19

Trading			
Name	**Role**	**# of Traders**	**Average Industry Experience (yrs)**
Dana Cottrell	Head of Investment Grade Trading	5	16
Thomas McClintic	Head of High Yield Trading	2	26
Jason Valentino	Head of Structured Products Trading	8	17

Research			
Name	**Role**	**# of Analysts**	**Average Industry Experience (yrs)**
Brian Funk, CFA	Head of Credit Research	-	25
Ian Bowman	Sector Leader – Consumer & Healthcare	7	17
Park Benjamin, CFA	Sector Leader – Energy, Basics, Materials	6	13
Scott O'Donnell	Sector Leader – Financials	11	16
Richard Davis, CFA	Sector Leader – Industrials	6	15
Zach Bauer, CFA	Sector Leader – Telecom, Media, Technology	8	16
Susan Young	Sector Leader – Utilities & Midstream	8	14
Brent Garrels	Sector Leader – Special Situations	2	27
Joseph Gankiewicz, CFA	Sector Leader – Municipals	7	21
Jiming Tao, CFA	Credit Strategy	1	20
Name	**Role**	**# of Analysts**	**Average Industry Experience (yrs)**
Francisco Paez, CFA	Head of Structured Products Research		25
Priya Desai	Sector Leader – ABS	2	17
Meena Pursnani	Sector Leader – CMBS	2	23
Cathy Oh	Sector Leader - RMBS	1	20
Angela Best	Sector Leader – CLO	2	14

2. Market Review & Outlook

MetLife Investment Management

Yields (%)

As of March 31, 2022

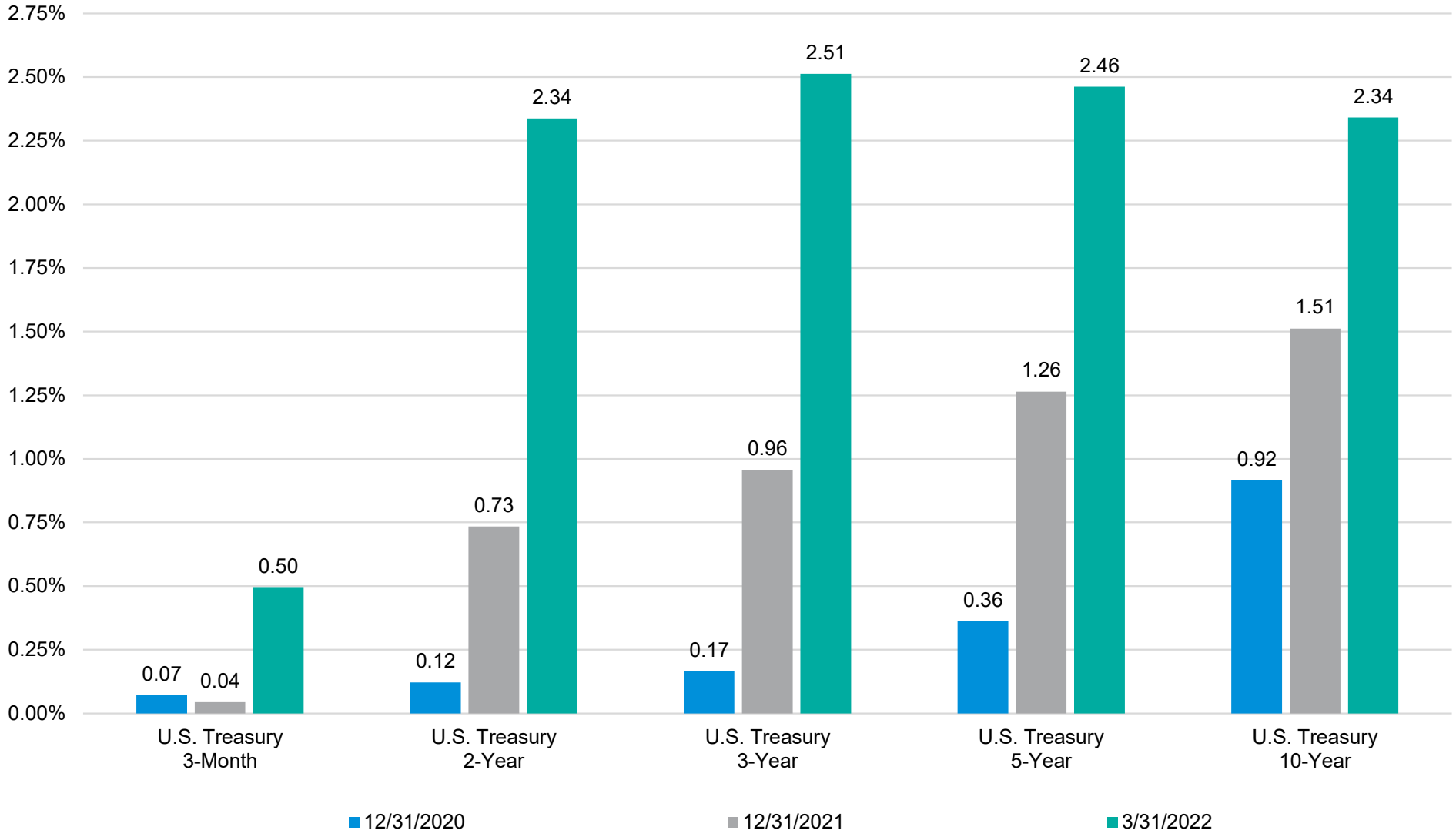

Source: Bloomberg

Federal Reserve Projections

	2022	2023	2024
Real GDP			
December-19 Projection	1.8%	N/A	N/A
December-20 Projection	3.2%	2.4%	N/A
December-21 Projection	4.0%	2.2%	2.0%
March-22 Projection	2.8%	2.2%	2.0%
Core PCE Inflation			
December-19 Projection	2.0%	N/A	N/A
December-20 Projection	1.9%	2.0%	N/A
December-21 Projection	2.7%	2.3%	2.1%
March-22 Projection	4.1%	2.6%	2.3%
Unemployment Rate			
December-19 Projection	3.7%	N/A	N/A
December-20 Projection	4.2%	3.7%	N/A
December-21 Projection	3.5%	3.5%	3.5%
March-22 Projection	3.5%	3.5%	3.6%

Source: Federal Reserve

Federal Reserve Dot Plot vs. Market Expectations

As of March 31, 2022

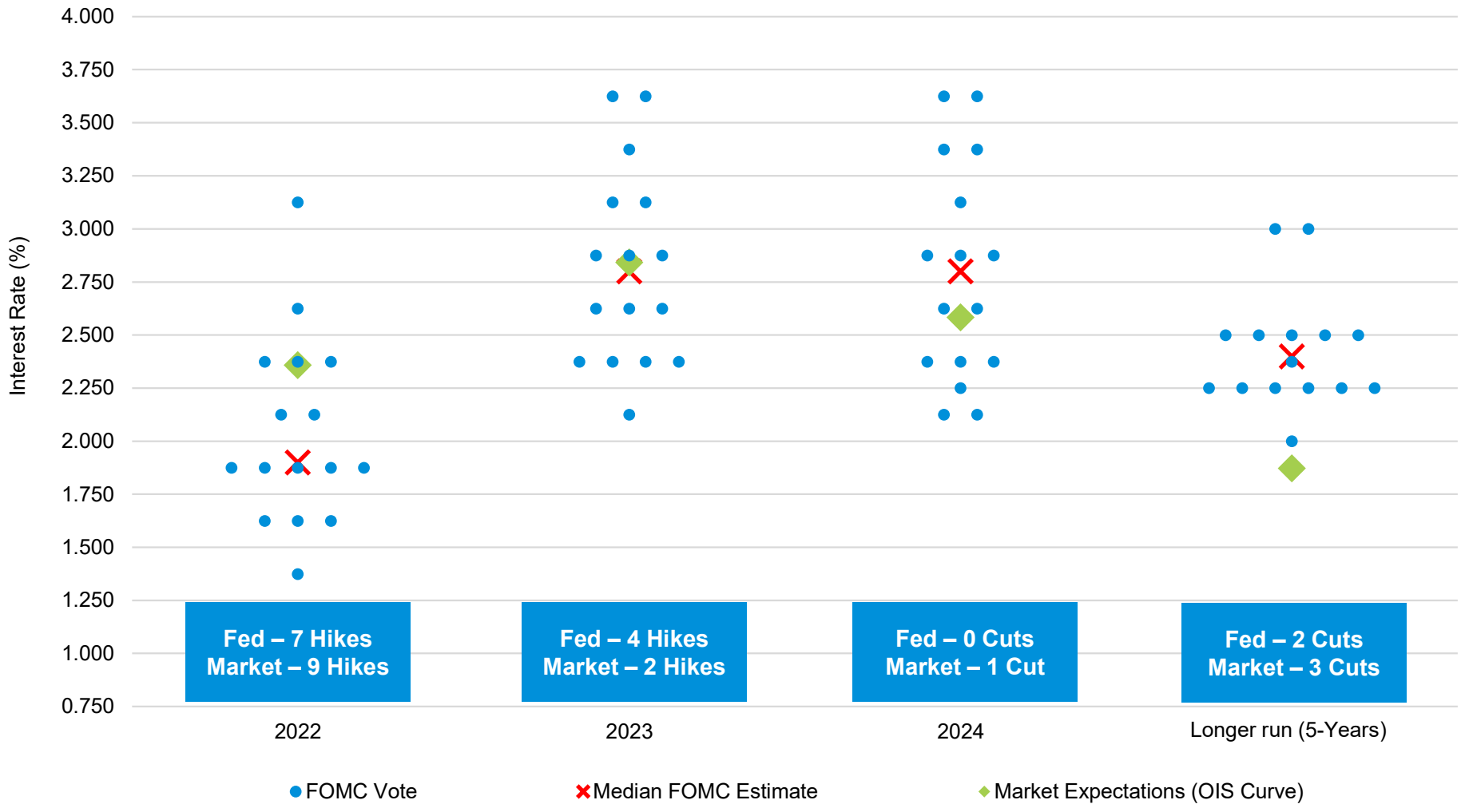

Source: Federal Reserve, Bloomberg

Federal Reserve Balance Sheet

As of March 31, 2022

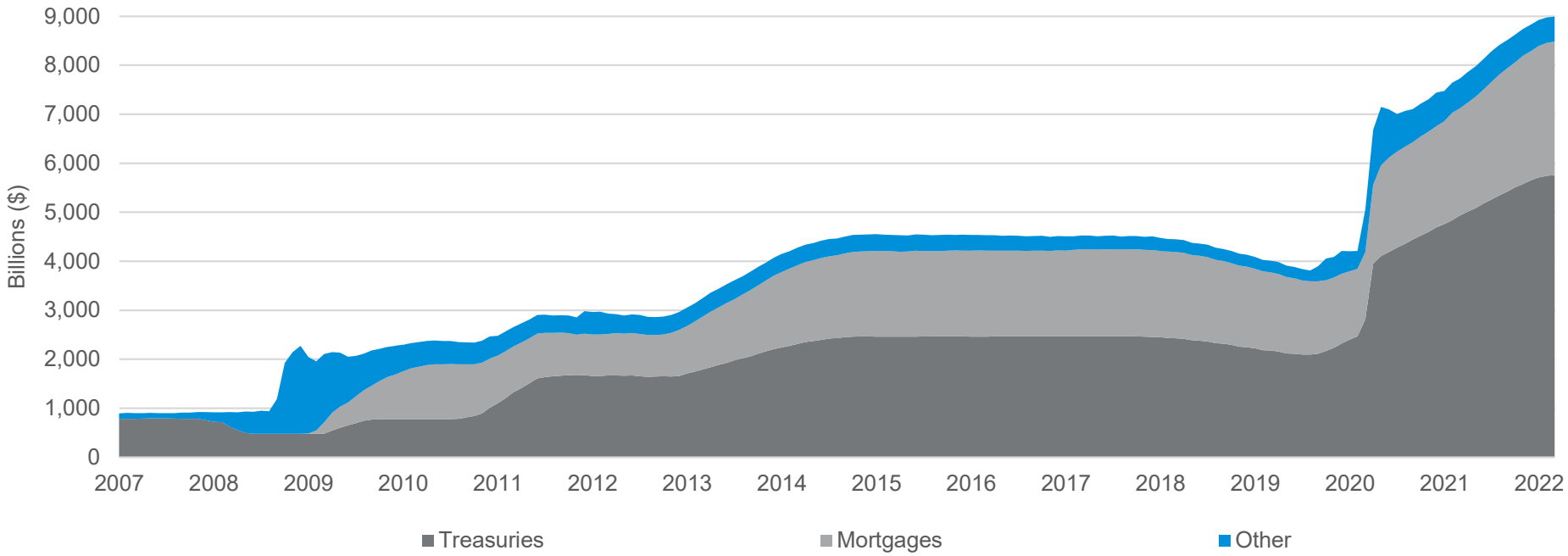

Billions	12/31/2008	12/31/2014	12/31/2019	12/31/2020	12/31/2021	3/31/2022
Treasuries	$475,961	$2,461,388	$2,321,676	$4,688,906	$5,651,960	$5,759,706
Mortgages	$0	$1,738,339	$1,420,886	$2,066,409	$2,635,024	$2,718,624
Other	$1,792,959[1]	$343,554	$464,681	$684,026	$542,075	$511,302
Total	**$2,268,920**	**$4,543,281**	**$4,207,243**	**$7,439,341**	**$8,829,059**	**$8,989,632**

[1]Includes Term Auction Credit ($450B), CP Funding Facility ($332B), Other Loans ($187B) and Other Federal Reserve Assets ($622B)
Source: Federal Reserve

Yield Curves

As of March 31, 2022

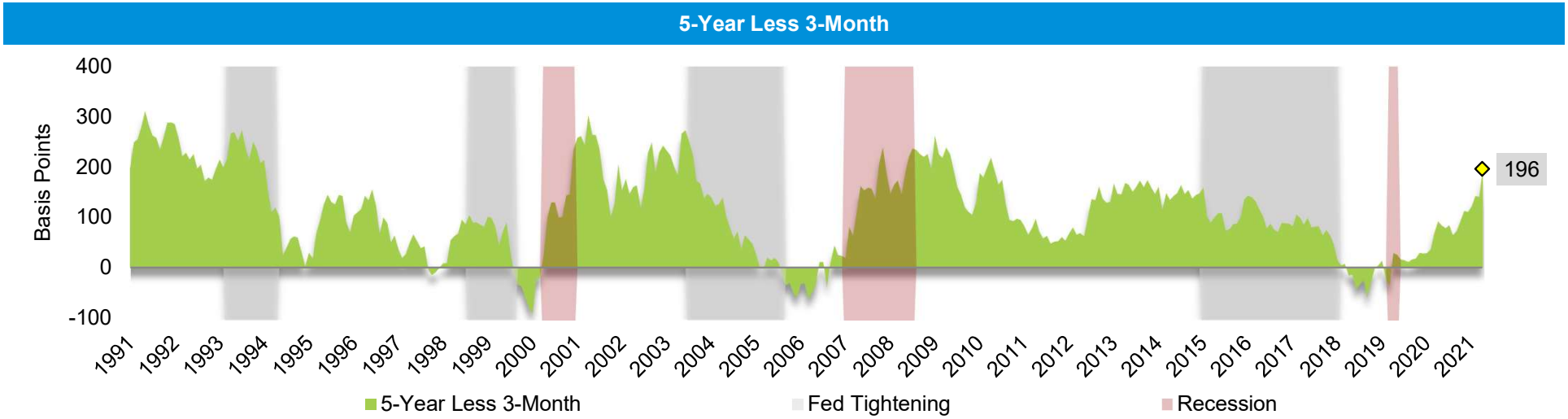

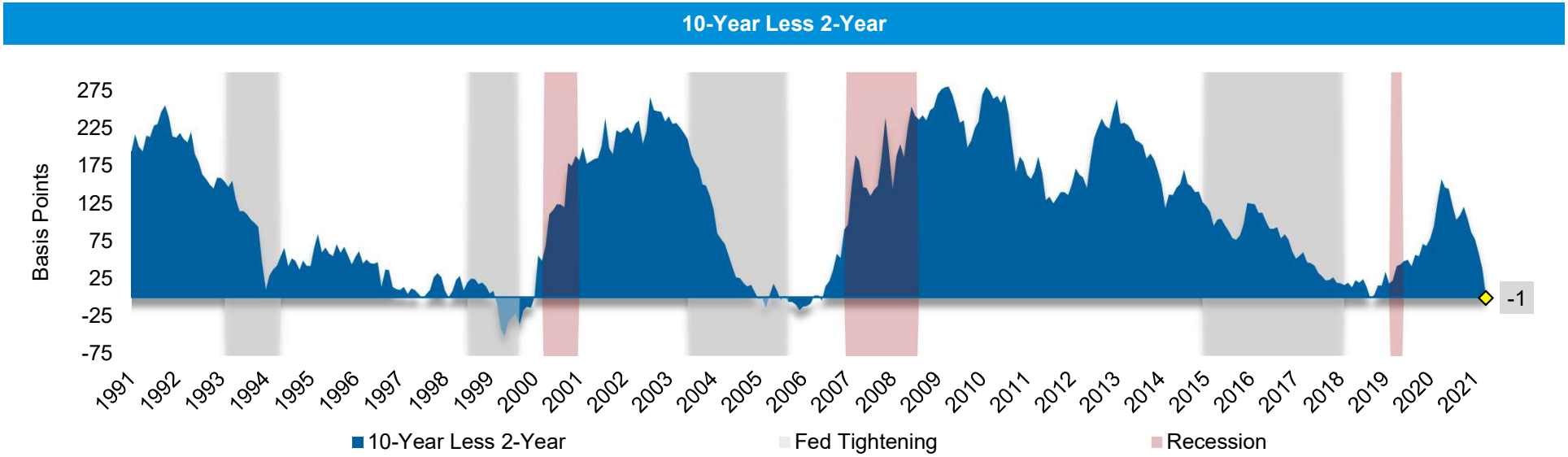

Source: Bloomberg

Consumer Confidence

As of March 31, 2022

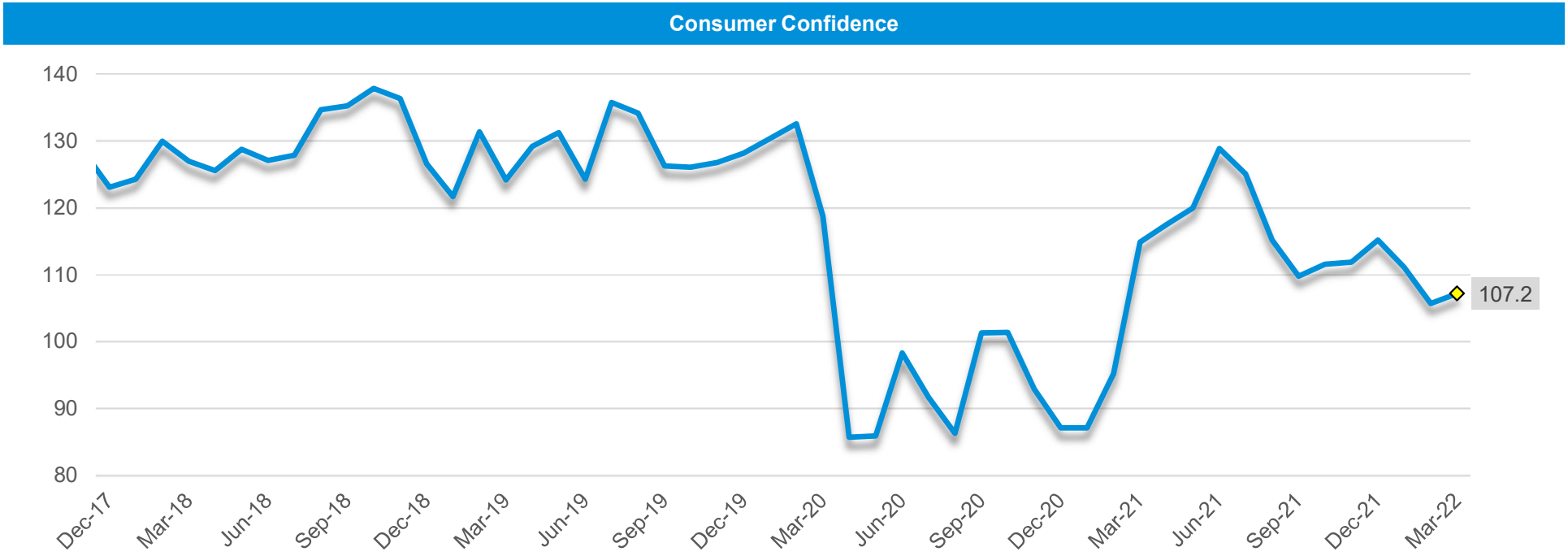

	Jun-18	Sep-18	Dec-18	Mar-19	Jun-19	Sep-19	Dec-19	Mar-20	Jun-20	Sep-20	Dec-20	Mar-21	Jun-21	Sep-21	Dec-21	Mar-22
Consumer Confidence	**127.1**	**135.3**	**126.6**	**124.2**	**124.3**	**126.3**	**128.2**	**118.8**	**98.3**	**101.3**	**87.1**	**114.9**	**128.9**	**109.8**	**115.2**	**107.2**
Current Conditions	161.7	169.4	169.9	163.0	164.3	170.6	170.5	166.7	86.7	98.9	87.2	119.4	159.6	144.3	144.8	153.0
Expectations	104.0	112.5	97.7	98.3	97.6	96.8	100.0	86.8	106.1	102.9	87.0	111.9	108.5	86.7	95.4	76.6

Source: Bloomberg

Employment Cost Index

As of December 31, 2021

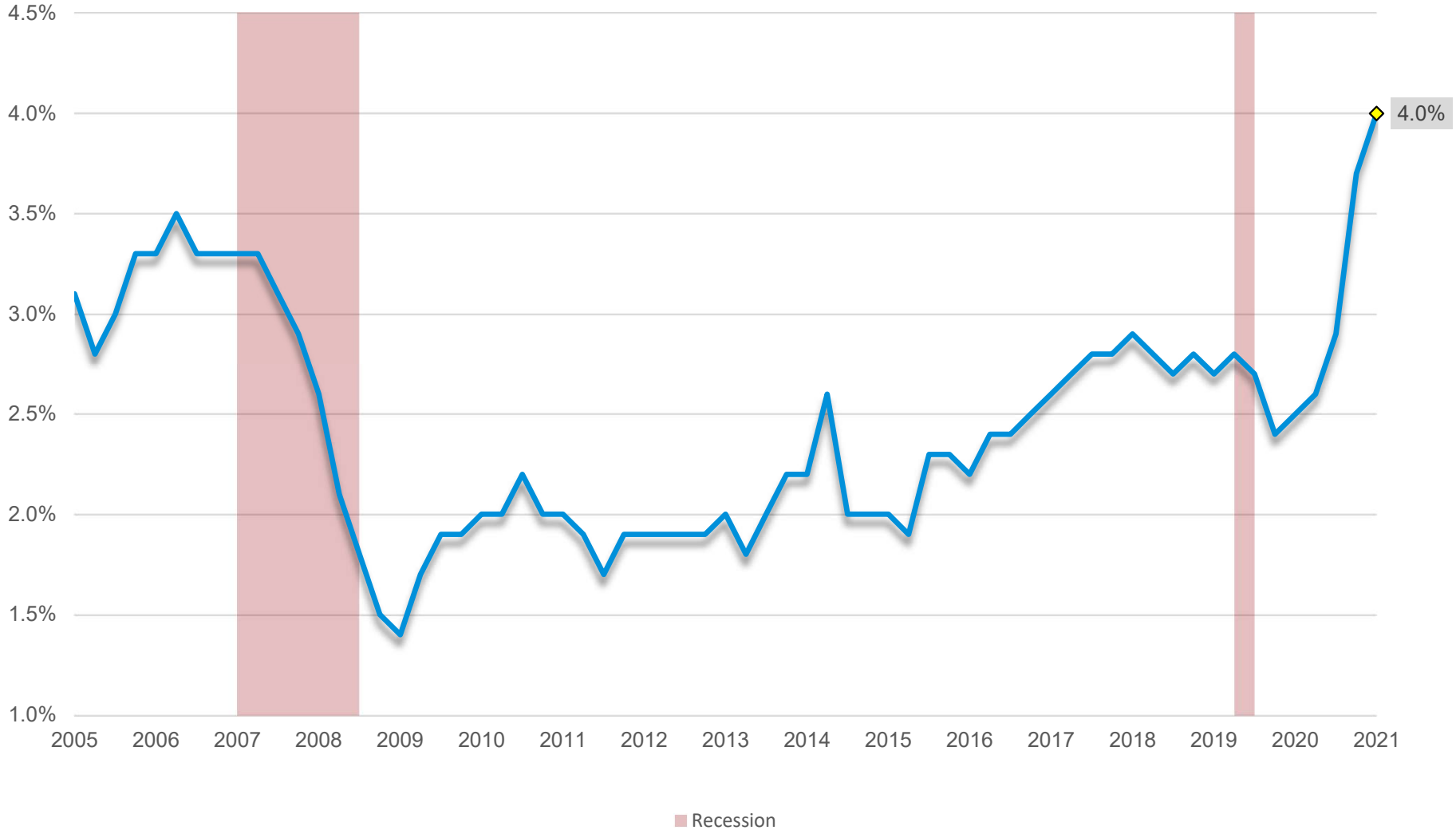

Source: Bureau of Labor Statistics

Labor Market

As of March 31, 2022

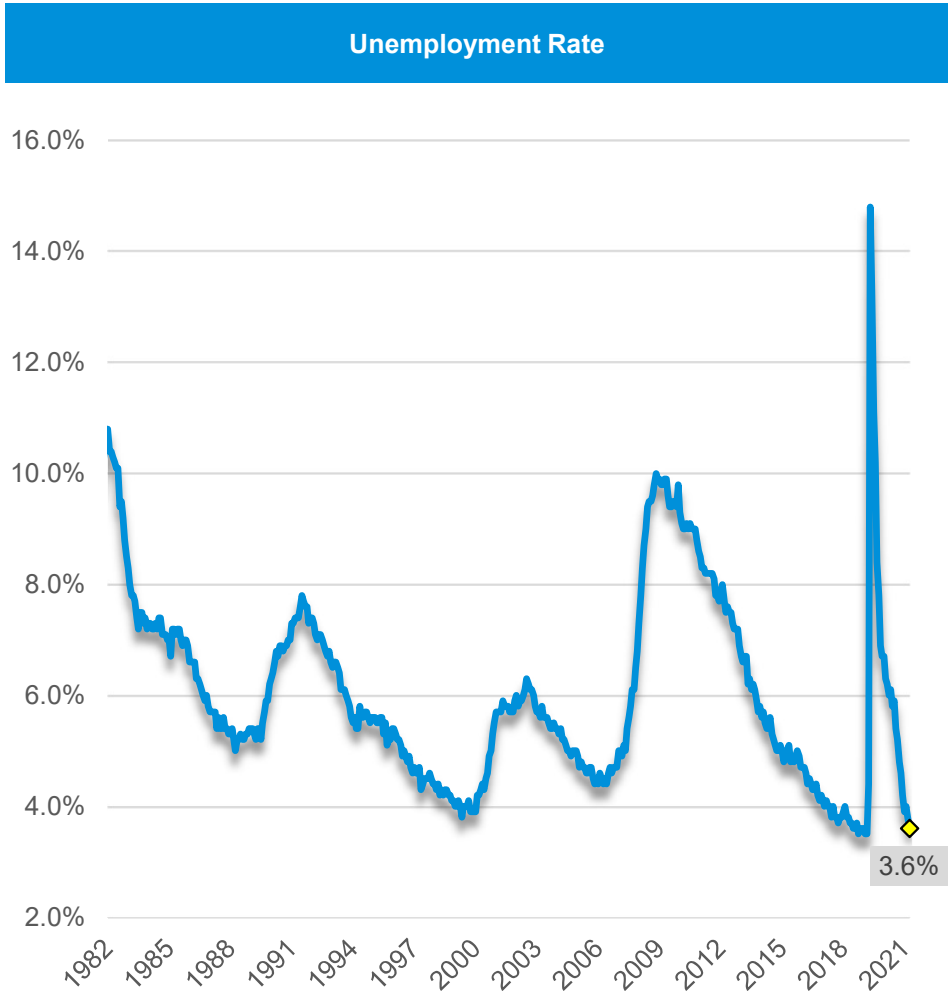

Date	Total	16-24 Years	25-54 Years	55+ Years
Percent Distribution[1]	100%	12.6%	63.8%	23.6%
Dec-2019	63.3	55.8	82.9	40.3
Mar-2020	62.7	54.9	82.5	39.6
Apr-2020	60.2	49.2	79.9	38.5
Jun-2020	61.4	52.4	81.5	39.0
Sep-2020	61.4	54.4	81.0	38.9
Dec-2020	61.5	55.3	81.0	38.6
Mar-2021	61.5	55.2	81.3	38.2
Jun-2021	61.6	55.2	81.7	38.4
Sep-2021	61.7	55.5	81.6	38.6
Dec-2021	61.9	56.1	81.9	38.5
Mar-2022	62.4	55.9	82.5	38.9

Source: Bureau of Labor Statistics

[1] As of 12/31/20

Core CPI YoY vs 10-Year

As of March 31, 2022

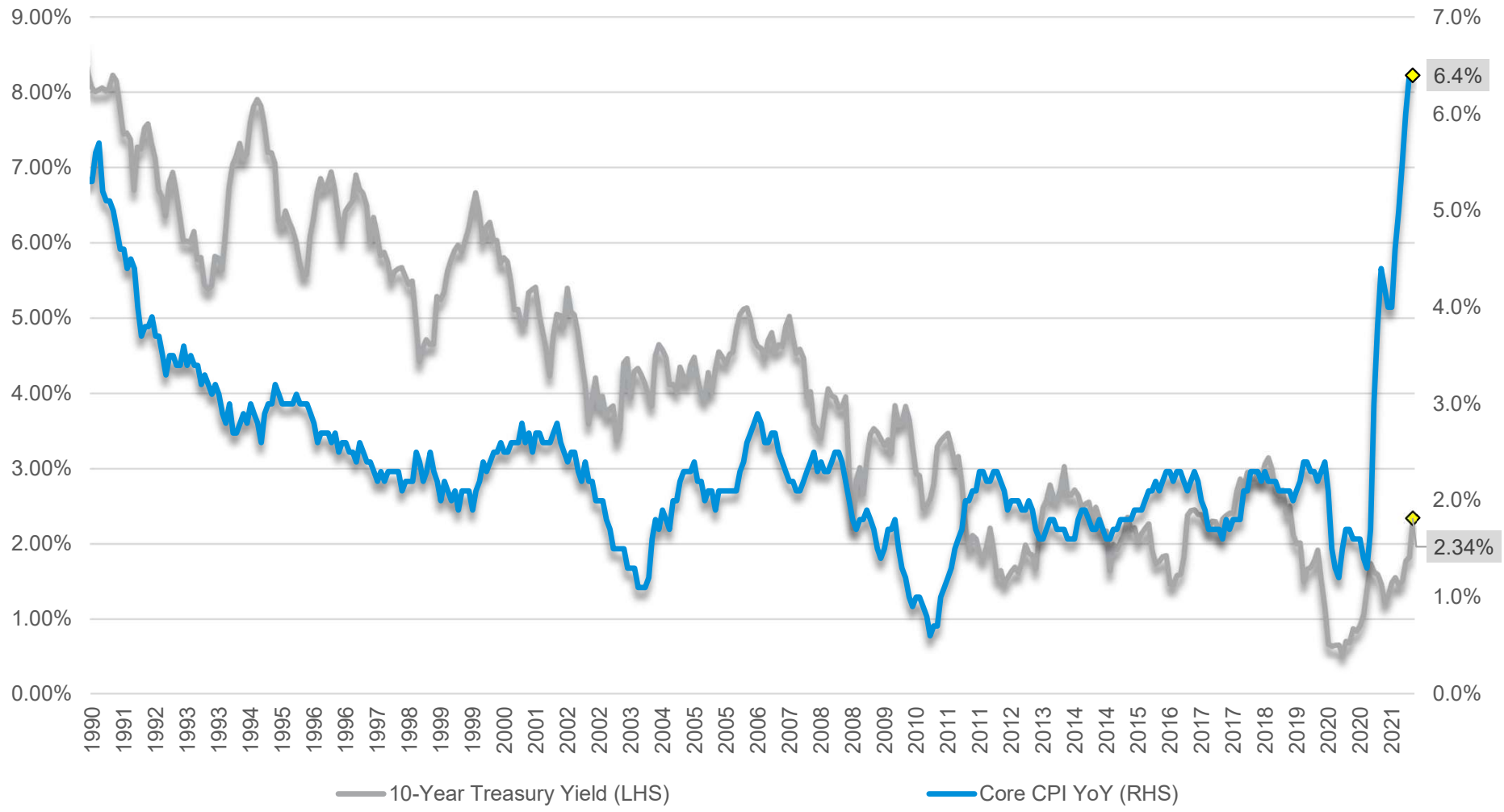

Source: Bureau of Economic Analysis, Bloomberg

Core Consumer Price Index (CPI) Inflation

As of March 31, 2022

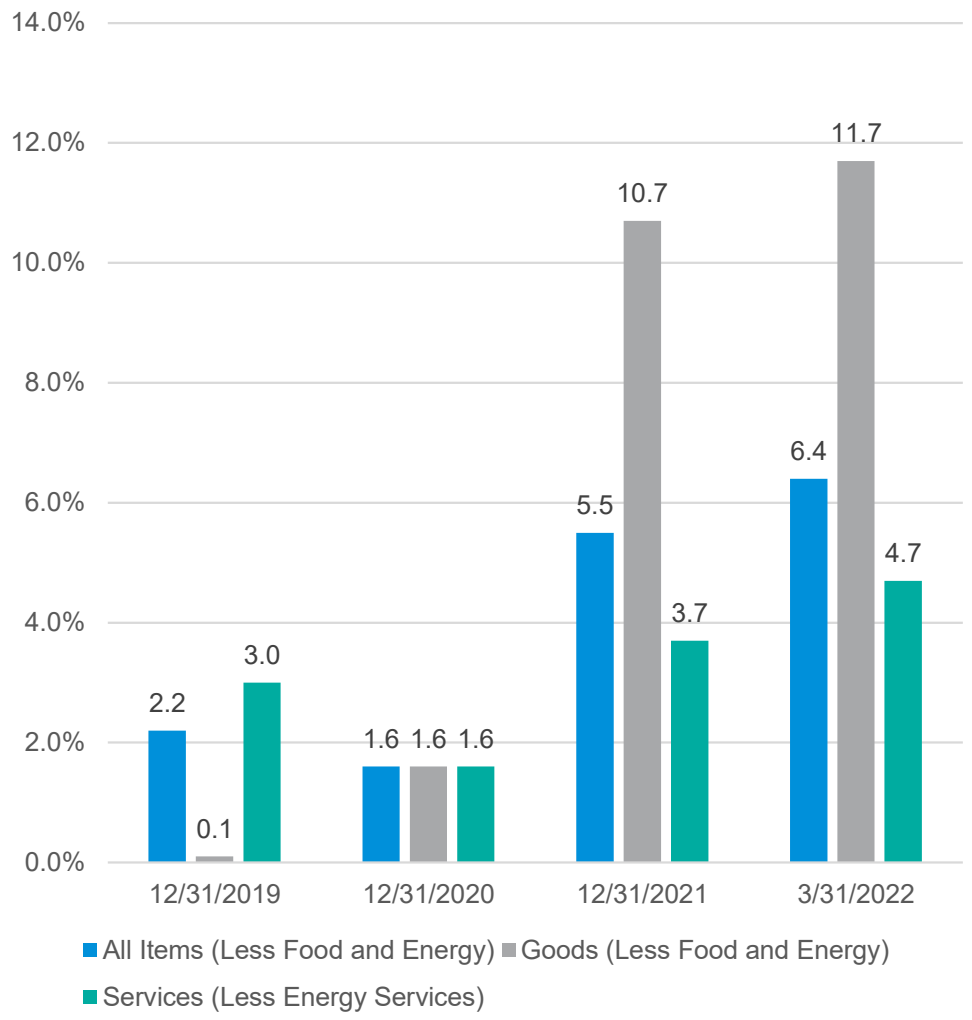

Total	**100.0%**	**6.4**
Goods less food and energy	**27.5%**	**11.7**
Transportation	11.1%	21.6
Household furnishings & supplies	5.0%	10.8
Apparel	3.2%	6.8
Recreation	2.4%	4.7
Medical care	1.9%	2.7
Other	3.9%	3.8
Services less energy services	**72.5%**	**4.7**
Shelter	41.4%	5.0
Medical care	8.8%	2.9
Transportation services	7.1%	7.5
Education & communication	7.0%	1.6
Recreation services	4.0%	4.8
Other	4.2%	5.6

Source: Bureau of Labor Statistics

Short Duration Cross Sector Relative Value

As of March 31, 2022

Category		WAL (Years)	Min (bps)	Date Range: 03/31/2019 to 03/31/2022*	Max (bps)	BOP (bps)	EOP (bps)	Spread Change (bps)
Credit (1-5 Year)	Overall	2.5	50		430	78	79	1
	1-5 Year A Corp	2.5	36		309	60	64	4
	1-5 Year BBB Corp	2.5	67		463	104	103	-1
	Financial	2.5	54		376	80	90	10
	Industrial	2.5	46		362	76	68	-8
	Utility	2.5	53		313	88	84	-4
Municipals (1-5 Year)	Taxable	2.5	22		239	67	41	-26
Agency RMBS	CMO PAC	3.0	33		106	64	43	-21
	CMO Sequentials	3.0	30		110	66	45	-21
ABS	Auto Floorplan AAA	3.0	14		400	50	80	30
	Auto Lease AAA	3.0	18		237	50	63	13
	Auto Prime AAAL	3.0	12		220	38	48	10
	Auto SubPrime AAAL	3.0	23		237	50	75	25
	Credit Card AAAL	3.0	9		220	25	38	13
	Equipment AAA	3.0	17		230	53	73	20
CMBS	CMBS Agency AAA	3.0	15		150	25	23	-2
	Conduit AAA	3.0	32		210	42	65	23

Source: ICE Data Services, MetLife Investment Management
Past performance is not indicative of future results.
*The diamond location is a reflection of the current value as a % of the Max minus Min range for all observations in the period.

ICE BofA Corporate 1-5 Year Index

As of March 31, 2022

OAS *(bps)*	2002	2003	2004	2005	2006	2007	2008	2009	2010	2011	2012	2013	2014	2015	2016	2017	2018	2019	2020	2021	2022
Corporate (1–5)	**174**	**70**	**61**	**65**	**62**	**196**	**639**	**166**	**136**	**227**	**110**	**89**	**99**	**121**	**96**	**61**	**114**	**61**	**60**	**57**	**79**
Financial (1–5)	165	51	50	57	56	212	663	204	158	308	126	93	96	104	100	60	116	63	62	61	90
Industrial (1–5)	176	86	73	75	69	181	624	135	116	164	96	85	103	134	92	61	112	59	57	52	68
Utility (1–5)	236	79	63	73	71	175	576	155	131	169	110	99	89	120	101	64	126	70	63	66	84

Past performance is not indicative of future results.
Source: ICE Data Services

ICE BofA 1-5 Year Excess Return

As of March 31, 2022

	2006	2007	2008	2009	2010	2011	2012	2013	2014	2015	2016	2017	2018	2019	2020	2021	YTD
1-5 Year US Corporate	101	-306	-1,342	1,637	266	-69	566	193	78	32	186	203	-47	283	128	81	-95
1-5 Year US Taxable Municipal	N/A	N/A	N/A	N/A	148	338	407	-21	267	96	207	145	65	100	89	160	-29
1-5 Year US Agency	58	-33	-9	207	49	11	69	19	17	13	14	29	20	8	-9	5	-27
1-5 Year US CMBS	115	-204	-1,588	2,344	823	161	759	139	117	45	177	124	47	94	-24	152	-29
0-5 Year US RMBS	89	-149	-322	542	305	-20	124	101	111	23	8	56	-71	29	48	-96	-64
0-5 Year AAA-A US ABS	40	-239	-961	1,227	193	51	185	64	49	48	102	105	39	50	59	52	-41

Source: ICE Data Services

3. Portfolio Review

MetLife Investment Management

Portfolio Review - 2017 Toll Revenue I-15 Project Fund

As of March 31, 2022

Characteristics	9/30/21	12/31/21	3/31/22
Yield (%)	0.23	0.43	1.45
Effective Duration (years)	0.30	0.43	0.59
Average Quality	Aa3	Aa3	Aa3
Fixed / Floating or Variable (%)	65 / 35	60 / 40	68 / 32
Market Value ($)	$30,554,194	$31,492,000	$22,929,983

Sector Distribution (%)	9/30/21	12/31/21	3/31/22
U.S. Treasury	16	15	18
Agency	6	5	0
Corporate	29	32	37
RMBS / CMBS	4	5	8
ABS	12	13	22
Municipal	11	12	8
CP	7	9	4
CD	15	9	3

1.Past performance is not indicative of future results.

Portfolio Review - 2017 Toll Revenue I-15 Ramp Up Reserve

As of March 31, 2022

Characteristics	9/30/21	12/31/21	3/31/22
Yield (%)	0.36	0.60	1.78
Effective Duration (years)	1.63	1.43	1.41
Average Quality	Aaa	Aaa	Aaa
Fixed / Floating or Variable (%)	98 / 2	93 / 7	81 / 19
Market Value ($)	$15,675,519	$15,657,482	$15,384,285

Sector Distribution (%)	9/30/21	12/31/21	3/31/22
U.S. Treasury	63	67	72
Agency	7	6	4
RMBS	21	19	17
CMBS	8	7	6
Cash	1	1	1

1.Past performance is not indicative of future results.

Portfolio Review - Debt Reserve Fund

As of March 31, 2022

Characteristics	9/30/21	12/31/21	3/31/22
Yield (%)	0.72	0.70	1.55
Effective Duration (years)	2.62	1.75	1.75
Average Quality	Aaa	Aaa	Aaa
Fixed / Floating or Variable (%)	92 / 8	75 / 25	57 / 43
Market Value ($)	$17,920,694	$12,474,858	$12,238,283

Sector Distribution (%)	9/30/21	12/31/21	3/31/22
U.S. Treasury	31	44	59
TIPS	1	1	0
Agency	3	4	4
RMBS	32	19	17
CMBS	32	21	19
Cash	1	11	1

1.Past performance is not indicative of future results.

Portfolio Review - 2021 Series B Reserve Account

As of March 31, 2022

Characteristics	12/31/21	3/31/22
Yield (%)	0.40	1.27
Effective Duration (years)	0.66	0.71
Average Quality	Aaa	Aa1
Fixed / Floating or Variable (%)	53 / 47	50 / 50
Market Value ($)	$36,390,928	$36,133,053

Sector Distribution (%)	12/31/21	3/31/22
U.S. Treasury	39	35
Agency	0	1
Corporate	12	13
RMBS	8	7
CMBS	5	5
ABS	5	29
Municipal	9	9
CP	13	0
Cash	9	1

1.Past performance is not indicative of future results.

Portfolio Review - 2021 Series C Reserve Account

As of March 31, 2022

Characteristics	12/31/21	3/31/22
Yield (%)	0.92	2.06
Effective Duration (years)	1.99	1.96
Average Quality	Aaa	Aaa
Fixed / Floating or Variable (%)	77 / 23	83 / 17
Market Value ($)	$7,380,069	$7,210,141

Sector Distribution (%)	12/31/21	3/31/22
U.S. Treasury	10	1
Agency	0	1
Corporate	11	11
RMBS	37	33
CMBS	26	25
ABS	5	20
Municipal	9	9
CP	2	0
Cash	0	0

1.Past performance is not indicative of future results.

Portfolio Performance[1]

As of March 31, 2022

Portfolio/Benchmark Returns (%)[1]	Duration (Years)	YTD	1-Year	Annualized Since Inception	Portfolio Inception
2017 Toll Revenue I-15 Project Fund (Gross)	0.59	-0.44	-0.33	1.22	8/1/2017
2017 Toll Revenue I-15 Project Fund (Net)		-0.47	-0.43	1.12	
2017 Toll Revenue I-15 Ramp Up Reserve (Gross)	1.41	-1.74	-2.02	1.33	1/1/2018
2017 Toll Revenue I-15 Ramp Up Reserve (Net)		-1.77	-2.11	1.23	
Total Debt Reserve Fund (Gross)	1.75	-1.87	-1.90	2.05	7/2/2013
Total Debt Reserve Fund (Net)		-1.89	-2.00	1.95	
Total 2021 Series B Reserve Account (Gross)	0.71	-0.72	-	-0.76	11/1/2021
Total 2021 Series B Reserve Account (Net)		-0.74	-	-0.81	
Total 2021 Series C Reserve Account (Gross)	1.96	-2.30	-	-2.36	11/1/2021
Total 2021 Series C Reserve Account (Net)		-2.33	-	-2.40	
ICE BofA U.S. Short Treasury	0.31	-0.09	-0.08	-	
ICE BofA U.S. Treasury Index 0-1 Year	0.52	-0.22	-0.22	-	
ICE BofA U.S. Treasury Index 0-2 Year	1.03	-1.02	-1.20	-	
ICE BofA U.S. Treasury Index 1-3 Year	1.86	-2.34	-2.84	-	
ICE BofA U.S. Treasury Index 3-7 Year	4.61	-4.91	-5.05	-	

1. Past performance is not indicative of future results. Performance for periods greater than one year are annualized. The Since Inception performance returns of the portfolio is as of the first full month following the funding date. The performance benchmarks shown are the ICE BofA U.S. Short Treasury Index, which tracks the performance of U.S Treasury Bills, Notes and Bonds with maturities less than or equal to one year, the ICE BofA 0-1 Year U.S. Treasury Index tracks the performance of US dollar denominated sovereign debt publicly issued by the US government in its domestic market with maturities less than a year, the ICE BofA 0-2 Year U.S. Treasury Index, which is a broad-based index that measures short-term Treasury Notes and Bonds with a maturity range between zero and two years, the ICE BofA 1-3 Year U.S. Treasury Index, which is a broad-based index that measures short-term Treasury Notes and Bonds with a maturity range between one and three years and the ICE BofA 3-7 Year U.S. Treasury Index, which is a broad-based index consisting of U.S. Treasury securities with an outstanding par greater or equal to $1 billion and a maturity range from three to seven years, and are presented for discussion purposes only.

4. Appendix

MetLife Investment Management

Disclosures

This material is intended for institutional investor, qualified investor and financial professional use only. Not suitable for use with general retail public.

This document is being provided to you at your specific request. This document has been prepared by MetLife Investment Management, LLC (formerly, MetLife Investment Advisors, LLC), a U.S. Securities Exchange Commission-registered investment adviser. MetLife Investment Management, LLC is a subsidiary of MetLife, Inc. and part of MIM.[1] Registration with the SEC does not imply a certain level of skill or that the SEC has endorsed the investment advisor.

MetLife, Inc. provides investment management services to affiliates and unaffiliated/third party clients through various subsidiaries. MetLife Investment Management ("MIM"), MetLife, Inc.'s institutional investment management business, is responsible for investments in a range of asset sectors, public and privately sourced, including corporate and infrastructure private placement debt, real estate equity, commercial mortgage loans, customized index strategies, structured finance, emerging market debt, and high yield debt. MIM has invested on behalf of unaffiliated/third party clients since 2009. The information contained herein is intended to provide you with an understanding of the depth and breadth of MIM's investment management services and investment management experience. This document has been provided to you solely for informational purposes and does not constitute a recommendation regarding any investments or the provision of any investment advice, or constitute or form part of any advertisement of, offer for sale or subscription of, solicitation or invitation of any offer or recommendation to purchase or subscribe for any securities or investment advisory services. Unless otherwise specified, the information and opinions presented or contained in this document are provided as of the quarter end noted herein. It should be understood that subsequent developments may affect the information contained in this document materially, and MIM shall not have any obligation to update, revise or affirm. It is not MIM's intention to provide, and you may not rely on this document as providing, a complete or comprehensive analysis of MIM's investment portfolio, investment strategies or investment recommendations. No money, securities or other consideration is being solicited. No invitation is made by this document or the information contained herein to enter into, or offer to enter into, any agreement to purchase, acquire, dispose of, subscribe for or underwrite any securities or structured products, and no offer is made of any shares in or debentures of a company for purchase or subscription. Prospective clients are encouraged to seek advice from their legal, tax and financial advisors prior to making any investment.

No money, securities or other consideration is being solicited. No invitation is made by this document or the information contained herein to enter into, or offer to enter into, any agreement to purchase, acquire, dispose of, subscribe for or underwrite any securities or structured products, and no offer is made of any shares in or debentures of a company for purchase or subscription. Prospective clients are encouraged to seek advice from their legal, tax and financial advisors prior to making any investment.

Confidentiality. By accepting receipt or reading any portion of this Presentation, you agree that you will treat the Presentation confidentially. This reminder should not be read to limit, in any way, the terms of any confidentiality agreement you or your organization may have in place with MetLife Investment Management, LLC. This document and the information contained herein is strictly confidential (and by receiving such information you agree to keep such information confidential) and are being furnished to you solely for your information and may not be used or relied upon by any other party, or for any other purpose, and may not, directly or indirectly, be forwarded, published, reproduced, disseminated or quoted to any other person for any purpose without the prior written consent of MIM. Any forwarding, publication, distribution or reproduction of this document in whole or in part is unauthorized. Any failure to comply with this restriction may constitute a violation of applicable securities laws.

Past performance is not indicative of future results. No representation is being made that any investment will or is likely to achieve profits or losses or that significant losses will be avoided. There can be no assurance that investments similar to those described in this document will be available in the future and no representation is made that future investments managed by MIM will have similar returns to those presented herein. All information has been presented in U.S. dollars. Actual returns may increase or decrease due to currency fluctuations.

No offer to purchase or sell securities. This Presentation does not constitute an offer to sell or a solicitation of an offer to buy any security and may not be relied upon in connection with the purchase or sale of any security.

No reliance, no update and use of information. You may not rely on this Presentation as the basis upon which to make an investment decision. To the extent that you rely on this Presentation in connection with any investment decision, you do so at your own risk. This Presentation is being provided in summary fashion and does not purport to be complete. The information in the Presentation is as of the date indicated on the cover of this document unless otherwise specified and MIM does not intend to update the information after its distribution, even in the event that the information becomes materially inaccurate. Certain information contained in this Presentation, includes performance and characteristics of MIM's by independent third parties, or have been prepared internally and have not been audited or verified. Use of different methods for preparing, calculating or presenting information may lead to different results for the information presented, compared to publicly quoted information, and such differences may be material.

Risk of loss. An investment in the strategy described herein is speculative and there can be no assurance that the strategy's investment objectives will be achieved. Investors must be prepared to bear the risk of a total loss of their investment.

No tax, legal or accounting advice. This Presentation is not intended to provide, and should not be relied upon for, accounting, legal or tax advice or investment recommendations. Any statements of U.S. federal tax consequences contained in this Presentation were not intended to be used and cannot be used to avoid penalties under the U.S. Internal Revenue Code or to promote, market or recommend to another party any tax-related matters addressed herein.

1. As of December 31, 2021, subsidiaries of MetLife, Inc. that provide investment management services to MetLife's general account, separate accounts and/or unaffiliated/third party investors include Metropolitan Life Insurance Company, MetLife Investment Management, LLC, MetLife Investment Management Limited, MetLife Investments Limited, MetLife Investments Asia Limited, MetLife Latin America Asesorias e Inversiones Limitada, MetLife Asset Management Corp. (Japan), and MIM I LLC.

Disclaimers

Forward-Looking Statements. This document may contain or incorporate by reference information that includes or is based upon forward-looking statements within the meaning of the Private Securities Litigation Reform Act of 1995. Forward-looking statements give expectations or forecasts of future events. These statements can be identified by the fact that they do not relate strictly to historical or current facts. They use words and terms such as “anticipate,” “estimate,” “expect,” “project,” “intend,” “plan,” “believe,” “will,” and other words and terms of similar meaning, or are tied to future periods in connection with a discussion of future performance. Forward-looking statements are based MIM’s assumptions and current expectations, which may be inaccurate, and on the current economic environment which may change. These statements are not guarantees of future performance. They involve a number of risks and uncertainties that are difficult to predict. Results could differ materially from those expressed or implied in the forward-looking statements. Risks, uncertainties and other factors that might cause such differences include, but are not limited to: (1) difficult conditions in the global capital markets; (2) changes in general economic conditions, including changes in interest rates or fiscal policies; (3) changes in the investment environment; (4) changed conditions in the securities or real estate markets; and (5) regulatory, tax and political changes. MIM does not undertake any obligation to publicly correct or update any forward-looking statement if it later becomes aware that such statement is not likely to be achieved.

End Notes

Explanatory Note

The following information is relevant to an understanding of our assets under management ("AUM"). Our definitions may differ from those used by other companies.

Total Assets Under Management (“Total AUM”) is comprised of GA AUM plus Institutional Client AUM (each, as defined below).

General Account AUM (“GA AUM”) is used by MetLife to describe assets in its general account ("GA") investment portfolio which are actively managed and stated at estimated fair value. GA AUM is comprised of GA total investments and cash and cash equivalents, excluding policy loans, other invested assets, contractholder-directed equity securities and fair value option securities, as substantially all of these assets are not actively managed in MetLife’s GA investment portfolio. Mortgage loans (including commercial, agricultural and residential) and real estate and real estate joint ventures included in GA AUM (at net asset value, net of deduction for encumbering debt) have been adjusted from carrying value to estimated fair value. Classification of GA AUM by sector is based on the nature and characteristics of the underlying investments which can vary from how they are classified under GAAP. Accordingly, the underlying investments within certain real estate and real estate joint ventures that are primarily commercial mortgage loans (at net asset value, net of deduction for encumbering debt) have been reclassified to exclude them from real estate equity and include them as commercial mortgage loans.

Institutional Client AUM is comprised of SA AUM plus TP AUM (each, as defined below). MIM manages Institutional Client AUM in accordance with client guidelines contained in each investment contract (“Mandates”).

Separate Account AUM (“SA AUM”) is comprised of separate account investment portfolios of MetLife insurance companies, which are managed by MetLife and included in MetLife, Inc.’s consolidated financial statements at estimated fair value.

Third Party AUM (“TP AUM”) is comprised of non-proprietary assets managed by MetLife on behalf of unaffiliated/third party clients, which are stated at estimated fair value. Such non-proprietary assets are owned by unaffiliated/third-party clients and, accordingly, are not included in MetLife, Inc.’s consolidated financial statements.

Additional information about MetLife’s general account investment portfolio is available in MetLife, Inc.’s quarterly financial materials for the quarter ended December 31, 2020, which may be accessed through MetLife’s Investor Relations web page at https://investor.metlife.com.

© 2021 MetLife Services and Solutions, LLC, New York, NY 10166 - All Rights Reserved.

Payden&Rygel

QUARTERLY PORTFOLIO REVIEW

Riverside County Transportation Commission

1st Quarter 2022

LETTER FROM THE CEO

April 2022

Dear Client,

First, I am pleased to let you know that this marks the completion of our firm's 38th year since our inception in 1983. Our unique private ownership and collaborative culture remain steadfast. These two foundational elements ensure that our competition is external rather than internal, enabling us to put you, the client, at the center of our work.

During the past two years, our offices in Boston, London, Los Angeles, and Milan have been operating remotely during the pandemic, but we are very much looking forward to starting a new quarter with everyone back at their respective offices.

As we reflect on the past two years, there have been many unprecedented events. These events caused a monumental shift in the balance of supply and demand leading to rising inflation. As a result, headline inflation numbers, as measured by the Consumer Price Index (CPI), exceeded 7%, their fastest pace of growth in nearly 40 years.

The question we face now is, "How aggressive will the Federal Reserve's response be?" In March, the Federal Open Market Committee voted to hike the federal funds rate target range by 0.25% and signaled that more rate increases are coming this year. We expect the target rate to approach 2.5% by year-end.

During a period of rising interest rates and heightened risk, we have positioned portfolios cautiously. While first-quarter returns were impacted by the dramatic repricing of the U.S. Treasury curve, we expect less dramatic shifts moving forward, which will allow us to take advantage of higher interest rates.

Lastly, we want to recognize the millions who are suffering the tragic consequences of Russia's invasion of Ukraine. As a firm, we have partnered with the Ukrainian embassy to provide much-needed medical supplies. While our initial exposure to Russian investments was limited, we have implemented a firm-wide ban on any future investments in Russian sovereign bonds.

In closing, our best wishes for safety and health during this ongoing period of unexpected challenges that require creative solutions.

Warmest regards,

Joan A. Payden

President & CEO

Unprecedented Combination of Risks Remains...Perspective Helps

Plagued with **one unprecedented event after another,** investors are facing increased uncertainty. We find that **four key themes will be the primary drivers of markets** for the remainder of the year. We offer our take on these themes below.

MARKET MOVING HEADLINE

RECENT GEOPOLITICAL EVENTS HAVE BEEN TROUBLING

A New Geopolitical Era Comes with Warning Signs for Markets
— Barron's

CONTEXT

Russia and Ukraine, while only accounting for 3.4% of global output, are big players in the export of commodities (specifically wheat, oil, and certain metals) and the **conflict will compound supply chain issues.**

- The shock to energy prices will impact euro-area growth more negatively than U.S. growth.
- **Our perspective: Geopolitical events typically have a short-lived impact on markets.**

Event	Year	S&P 500 at Trough	Days to Recover to Pre-Shock Level
Covid-19	2020	-32.6%	197
Sep. 11, 2011	2001	-11.6%	31
Saudi Aramco Drone Strike	2019	-4.0%	41
Boston Marathon Bombing	2013	-3.0%	18
North Korea Missile Crisis	2017	-1.5%	36
U.S. Pulls Out of Afghanistan	2021	-0.1%	4
Fed Pivots and Russia Conflict with Ukraine Intensifies	2022 YTD	**-12.3%** On 3/08	**?** Down -3.1% as of 3/31

Source: LPL Financial, Bloomberg

MARKET MOVING HEADLINE

INVERTED YIELD CURVE RAISES RECESSION FEARS

The Yield Curve is 'Scaring the Bajeezus Out of Most Investors,' Strategist Says
— Yahoo! Finance

CONTEXT

- The two-year to ten-year(2s10s) yield curve has typically inverted before recessions, but the lags between inversion and recession are long and variable (11 months – 34 months), and there have been false alarms.
- The three-month to ten-year yield curve, a more indicative predictor of recessions, remains positive at 1.9%.
- Economic data from the labor market, consumer spending and housing does not yet raise recessionary alarm bells.
- **Our perspective: Even after inversion, market returns are often positive.**

Market Returns Before and After The 2s10s Inversion

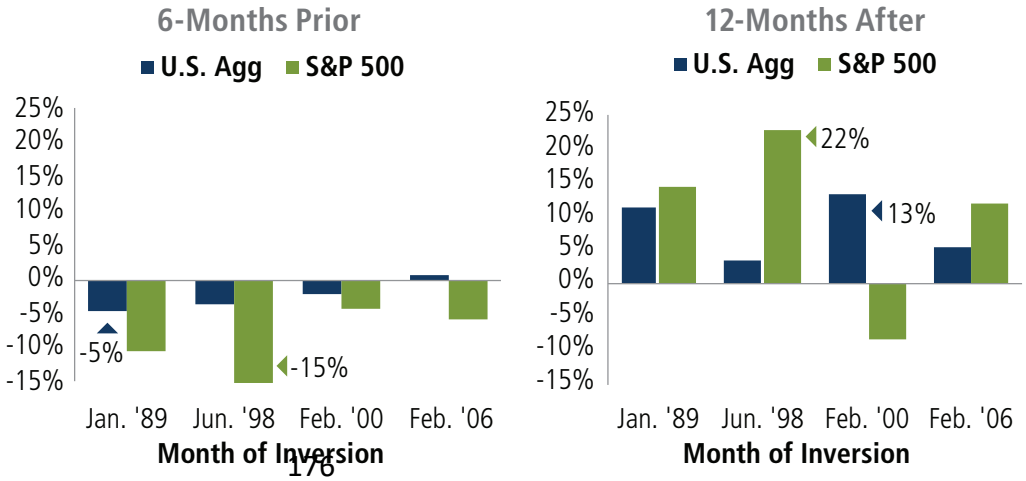

Source: Bloomberg, S&P, Payden Calculations

MARKET MOVING HEADLINE

INFLATION REMAINS STUBBORNLY HIGH

Bond Market Unsettled By Inflation Worries
— New York Times

CONTEXT

- Inflation has broadened and is less "transitory." However, high inflation numbers are still primarily driven by supply and demand mismatches and energy price shocks that will likely ease.
- **Our perspective: It will take time for inflation to move lower, and that is why central banks are raising interest rates.**

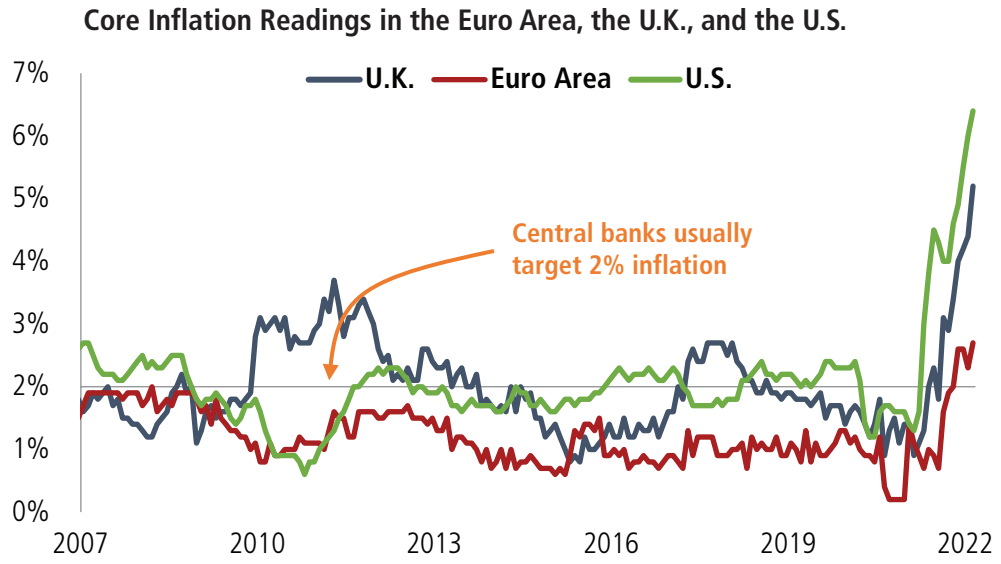

Source: Bloomberg, Eurostat, U.K. Office for National Statistics, Bureau of Economic Analysis

MARKET MOVING HEADLINE

CENTRAL BANK BALANCE SHEET NORMALIZATION IMPACTS ARE UNKNOWN

What Happens to Money When the Fed Starts Shrinking its Balance Sheet?
— MarketWatch

CONTEXT

- The Federal Reserve's balance sheet doubled in size during the pandemic. Policymakers at the Fed would prefer a smaller balance sheet.
- **Our perspective: The Fed is unsure how quickly it can shrink the balance sheet and what the market impact will be. Policymakers will be very gradual and clearly communicate the pace and composition of their balance sheet unwind.**

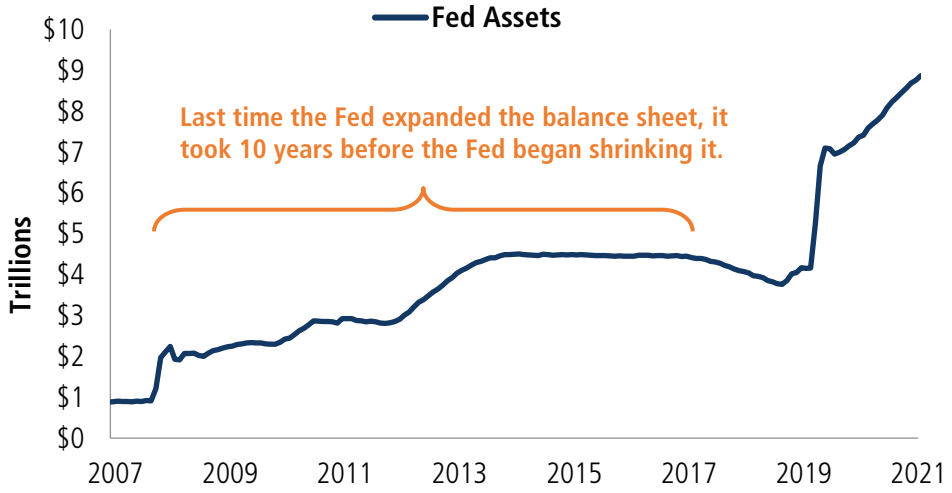

Source: Federal Reserve

Riverside County Transportation Commission

Portfolio Review and Market Update - 1st Quarter 2022

PORTFOLIO CHARACTERISTICS (As of 3/31/2022)

Portfolio Market Value	$54.5 million
Weighted Average Credit Quality	AA+
Weighted Average Duration	1.48 years
Weighted Average Yield to Maturity	2.02%

SECTOR ALLOCATION

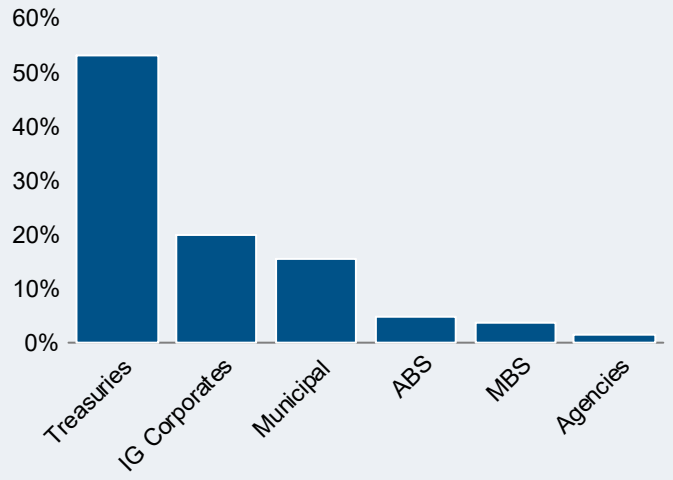

DURATION DISTRIBUTION

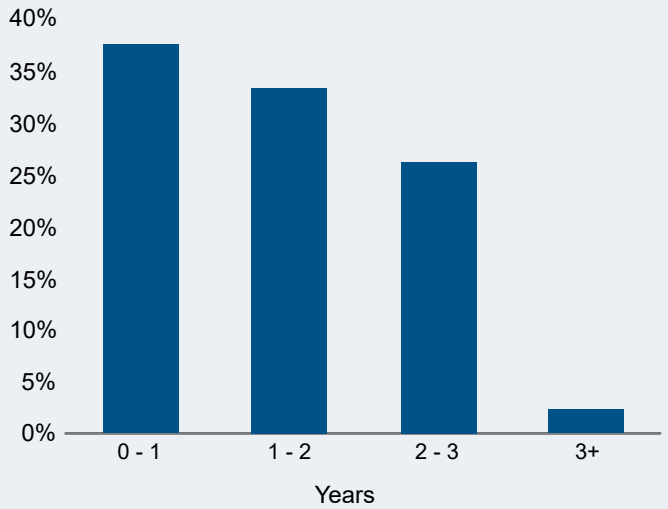

PORTFOLIO RETURNS - Periods Ending 3/31/2022

	1st Quarter	Trailing 1 Yr	Trailing 3 Yr	Trailing 5 Yr
RCTC Operating Portfolio	**-1.88%**	**-2.21%**	**1.22%**	**1.42%**
ICE BofA 1-3 Year US Treasury Index	-2.34%	-2.84%	0.88%	1.08%

Periods over one year are annualized

Payden & Rygel • 333 South Grand Avenue • Los Angeles, California 90071 • (213) 625-1900 • www.payden.com

MARKET THEMES

Stock and bond markets had a challenging start to the year, as central bank activity and geopolitical events exacerbated market volatility and negatively impacted returns. Aggressive repricing of monetary policy expectations dominated fixed income markets, while the geopolitical climate deteriorated sharply with Russia's invasion of Ukraine, which also sent commodity prices higher. The U.S. labor market remained strong while inflation data showed that consumer prices continued to rise at a rapid rate, hitting 7.9% year-over-year - notably prior to any impact of the Russia/Ukraine conflict. In March, the Federal Reserve ended its asset purchase program, increased the target range for the Federal Funds rate by 0.25%, and shifted their median expectations for the future path of rate adjustments both higher and faster. The U.S. Treasury curve flattened, and then partially inverted, as the quarter ended with three-to-seven year yields higher than the ten-year yield of 2.34%. The lingering question for the market remains whether global central banks can navigate tighter policies to rein in inflation without choking off growth in the face of higher commodity prices and war in Europe.

STRATEGY

- We continue to position the portfolio defensively to protect against higher interest rates through both shorter overall duration positioning and the continued use of floating-rate securities. We maintain an emphasis on quality and diversification and continue to hold a broad mix of credit sectors to increase portfolio income.
- We trimmed overall credit exposure and increased liquidity throughout the quarter via reductions across corporate, asset-backed, and mortgage-backed sectors.
- We utilized new issuance as an opportunity to optimize credit positioning and to take advantage of increased price concessions.
- As we reinvest maturities, higher market yields provide higher income opportunities.

INTEREST RATES

Short interest rates continued to move materially higher during the first quarter to reflect a more hawkish Fed outlook, resulting in negative returns. The Fed increased their 2022 median policy rate projection by 100 basis points to 1.875% at their March meeting, while various Fed members discussed the potential for hiking rates in 50 basis point increments, something they have not done in over twenty years. As short rates rose to reflect this more aggressive path of hikes, the yield curve flattened to reflect concerns around the ability for the current economic expansion to tolerate higher rates.

- Two and three-year U.S. Treasury yields increased by 160 and 155 basis points (bps) to 2.33% and 2.51%, respectively. The slope between two- and five-year maturities flattened 40 bps to finish the quarter at 13 bps
- One-month LIBOR rose 35 bps to 0.45%, while three-month LIBOR was higher by 75 bps to 0.96%. The SOFR overnight rate finished the quarter at 0.29%.
- Our short portfolio duration positioning was additive to relative performance as yields rose.

SECTORS

Credit spreads widened across most sectors during the quarter, leading to negative returns. Corporate spreads saw stability and recovery towards the end of the quarter, which gave some reprieve to negative price pressures.

OVER 35 YEARS OF INSPIRING CONFIDENCE WITH AN UNWAVERING COMMITMENT TO OUR CLIENTS' NEEDS.

LOS ANGELES | BOSTON | LONDON | MILAN

PAYDEN.COM

OUR STRATEGIES

Multi-Sector

Short Maturity Bonds

U.S. Core Bond

Absolute Return Fixed Income

Strategic Income

Global Fixed Income

Liability Driven Investing

Sector-Specific

Emerging Markets Debt

Government/Sovereign

High Yield Bonds & Loans

Inflation-Linked/TIPS

Investment Grade Corporate Bonds

Municipal Bonds (U.S.)

Securitized Bonds

Income-Focused Equities

Equity Income

Available in:
Separate Accounts – Mutual Funds (U.S. and UCITS)
Collective Trusts ("CITs") – Customized Solutions

For more information about Payden & Rygel's strategies, contact us at a location listed below.

Payden&Rygel

LOS ANGELES
333 South Grand Avenue
Los Angeles, California 90071
213 625-1900

BOSTON
265 Franklin Street
Boston, Massachusetts 02110
617 807-1990

LONDON
1 Bartholmew Lane
London EC2N 2AX UK
+44 (0) 20-7621-3000

MILAN
Corso Matteotti, 1
20121 Milan, Italy
+39 02 76067111

County of Riverside

Treasurer-Tax Collector's Pooled Investment Fund

March 2022

Contents

2 | Treasurer-Tax Collector's Pooled Investment Fund

3 | Economy

4 | Market Data

6 | Portfolio Data

8 | Compliance Report

9 | Month End Holdings

Monthly Commentary

Rate Hike Liftoff!

March 2022 marked the departure from 0% short-term interest rates, as the Federal Reserve (FED) raised the Fed Funds rate range by 0.25%, the first hike since 2018. Over the course of the month, the FED's priority became clear. Raising rates to fight inflation became the focus, over keeping rates near zero to support continued economic growth. Higher rates in the market portend higher returns for investors like the Treasurer-Tax Collector's Pooled Investment Fund.

The industrial production, employment, and housing economic data in March were strong and supportive of the view that the FED will be raising rates aggressively. Industrial Production (the output of mining, manufacturing and public utilities) increased 0.5%, month-over-month and 7.5% on a year-over-year basis.

On the employment front, nonfarm payrolls surprised analysts, rising by 678k after increasing 448k the prior month and the unemployment rate dropped to 3.8% from 4.0%. Multiple industries shared the improved worker demand. These labor reports reinforced the FED's assessment that the labor market is very strong.

For housing, U.S. housing starts jumped 6.8% to a 1.77 million-unit pace, the strongest pace since late 2006. The gain was broad-based, with single-family and multifamily starts picking up over the month. The national median home price rose 15% year-over-year to $357,300, marking 120 consecutive months of annual price gains. Riverside County home prices rose 19.8% year-over-year, a slightly lower rate of increase vs. the past two years, but still above the national rate. The median price for single family homes in Riverside County now stands at $580,000.

Inflation has become the most important indicator for FED watchers. The share of small business owners raising average selling prices rose seven points to 68%, a 48-year record high. The jump mirrors the white hot 0.8% monthly gain in CPI, which brought the year-over-year rate of consumer prices to 7.9%, the highest in 40 years. The invasion of Ukraine and economic sanctions on Russia has intensified global inflation concerns. Talk of banning oil and natural gas purchases from Russia gained traction. At their March meeting, the FED discussed the uncertainty surrounding the conflict in Ukraine and quickly growing inflation against a backdrop of a strong economy and improving labor market. FED committee participants agreed that tight labor market and elevated inflation warranted reducing the securities held on their balance sheet. Raising the FED's overnight rate by 25 basis points was agreed on almost unanimously at their March 16th meeting, with one vote in favor of raising the rate by 50 basis points. Market participants are predicting the Fed's move in May will be a more aggressive 0.50% hike.

Intermediate Treasury note yields saw one of the highest monthly increases in history. The 2-year Treasury yield started the month at 1.32% and ended the month at 2.34%. The 5-year Treasury yield started the month at 1.60% and ended the month at 2.46%. Stocks rose, with the Dow Jones Industrial Average starting the month at 33,500 and ending the month at 34,675.

Matt Jennings
Treasurer-Tax Collector

Treasurer's Statement

The Treasurer's Pooled Investment Fund is comprised of contributions from the county, schools, special districts, and other discretionary depositors throughout the County of Riverside. The primary objective of the Treasurer shall be to **safeguard the principal** of the funds under the Treasurer's control, meet the **liquidity needs** of the depositor, and to maximize a **return on the funds** within the given parameters.

The Treasurer-Tax Collector and the Capital Markets team are committed to maintaining the highest credit ratings. The Treasurer's Pooled Investment Fund is currently rated **Aaa-bf** by **Moody's Investor Service** and **AAAf/S1** by **Fitch Ratings,** two of the nation's most trusted bond credit rating services.

Since its inception, the Treasurer's Pooled Investment Fund has been in **full compliance** with the Treasurer's Statement of Investment Policy, which is more restrictive than California.

Capital Markets Team

Matt Jennings
Treasurer-Tax Collector

Giovane Pizano
Assistant Treasurer

John Byerly
Chief Investment Officer

Steve Faeth
Senior Investment Officer

Isela Licea
Assistant Investment Officer

6-Month Pool Performance

	Month End Market Value ($)*	Month End Book Value ($)	Paper Gain or Loss ($)	Paper Gain or Loss (%)	Book Yield (%)	WAM (Yrs)
Mar-22	11,224,948,921.05	11,359,758,397.80	(134,809,476.75)	-1.187%	0.56	1.17
Feb-22	10,647,353,094.73	10,725,034,718.84	(77,681,624.11)	-0.724%	0.39	1.17
Jan-22	11,106,132,666.90	11,166,034,565.94	(59,901,899.04)	-0.536%	0.33	1.13
Dec-21	11,219,005,977.66	11,247,581,460.79	(28,575,483.13)	-0.254%	0.30	1.12
Nov-21	9,154,079,077.30	9,175,074,689.36	(20,995,612.06)	-0.229%	0.33	1.31
Oct-21	9,422,575,640.92	9,437,887,551.30	(15,311,910.38)	-0.162%	0.30	1.27

*Market values do not include accrued interest.

Economy

Private Sector Average Hourly Earnings Y/Y

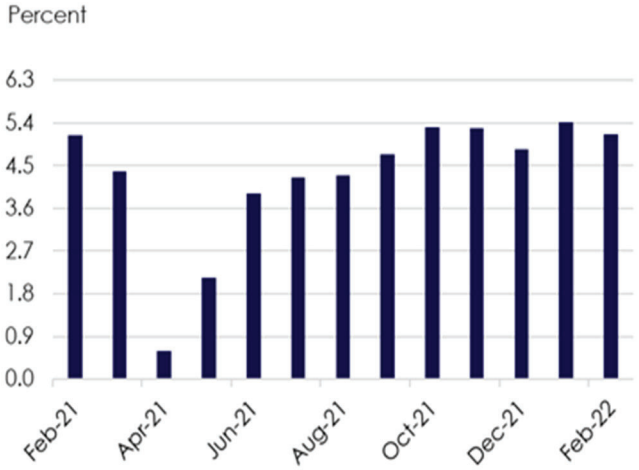

Durable Goods Percent Chg. Y/Y

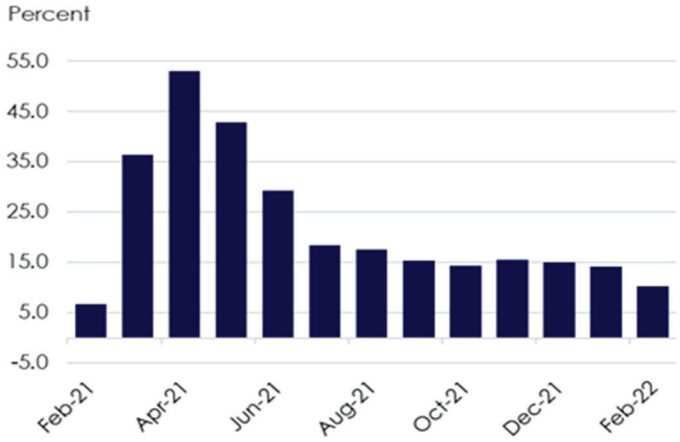

New Home Sales SAAR

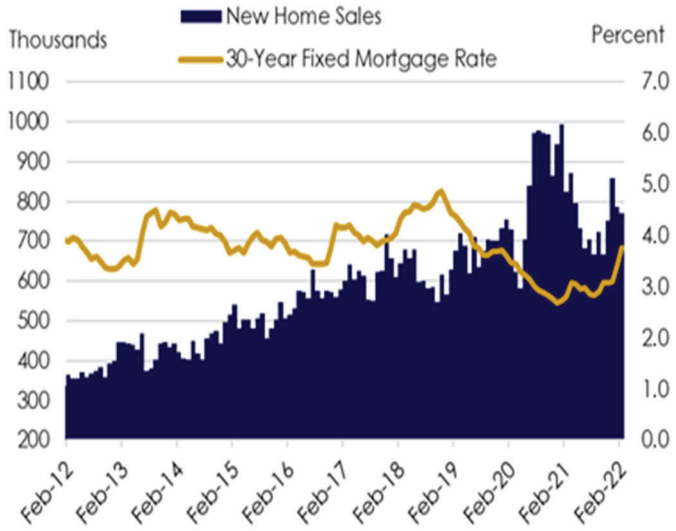

Nonfarm Payrolls Total M/M Change SA

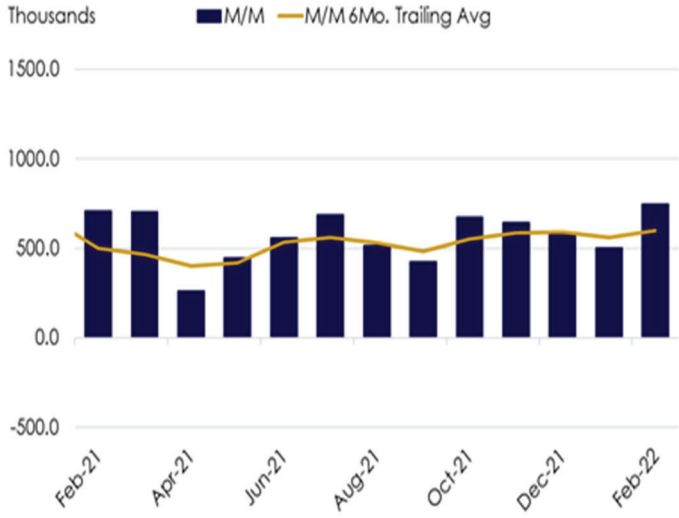

Key Economic Indicators

Release Date	Indicator	Actual	Consensus
03/03/2022	ISM Non-Manufacturing Index (> 50 indicates growth)	**56.5**	61.1
03/03/2022	Factory Orders - M/M Change	**1.4%**	0.7%
03/03/2022	Durable Goods Orders - New Orders - M/M Change	**1.6%**	1.6%
03/04/2022	Unemployment Rate - Seasonally Adjusted	**3.8%**	3.9%
03/04/2022	Non-Farm Payrolls - M/M Change - Thousands	**678**	423
03/10/2022	CPI - Y/Y Change	**7.9%**	7.9%
03/10/2022	CPI Ex Food and Energy - Y/Y Change	**6.4%**	6.4%
03/30/2022	Real GDP - Q/Q Change	**6.9%**	7.0%
03/23/2022	New Home Sales - SAAR - Thousands	**772**	810

*Note: 'Prior Year' displays final estimates of indicator values from the equivalent period of the prior year.

Market Data

Federal Open Market Committee Meeting

- The FOMC stated that the invasion of Ukraine by Russia is causing tremendous human and economic hardship. The implications for the U.S. economy are highly uncertain, but in the near term the invasion and related events are likely to create additional upward pressure on inflation and weigh on economic activity.
- The FOMC raised the target range for the federal funds rate to 0.25% - 0.50%
- The FOMC stated in their March statement, that they expects to begin reducing its holdings of Treasury securities and agency debt and agency mortgage-backed securities at a coming meeting.

Fed Funds Target Rate (Upper Limit)

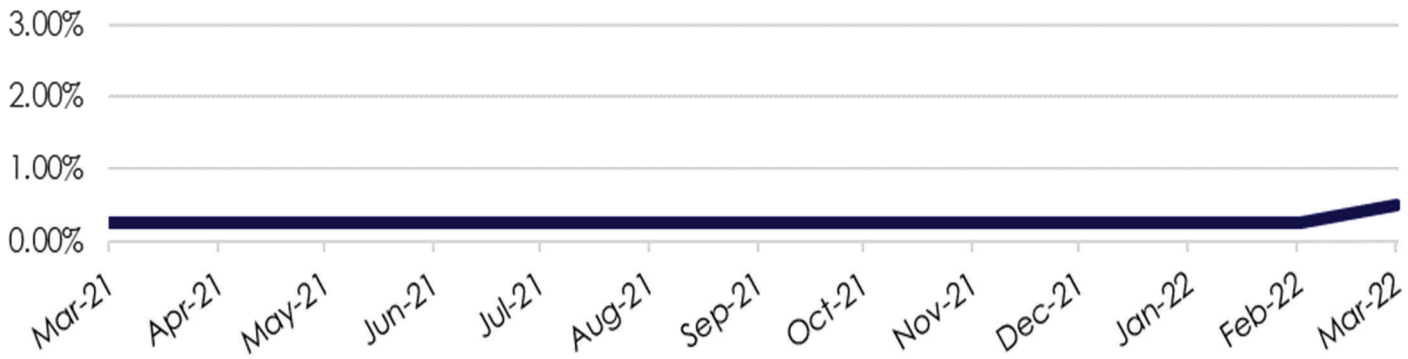

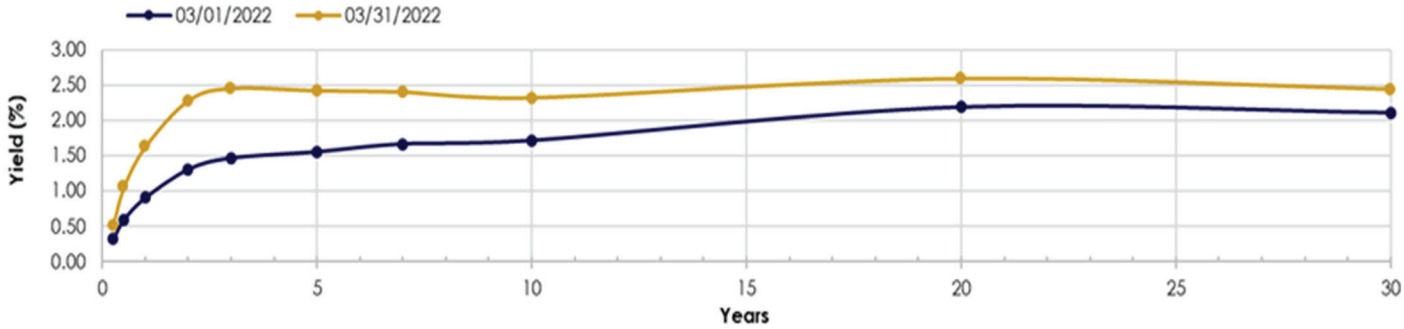

US Treasury Yield Curve	3 Mo	6 Mo	1 Yr	2 Yr	3 Yr	5 Yr	10 Yr	30 Yr
03/31/2022 - 03/01/2022	0.20	0.46	0.72	0.97	0.98	0.86	0.60	0.33
03/31/2022	0.52	1.06	1.63	2.28	2.45	2.42	2.32	2.44
03/01/2022	0.32	0.60	0.91	1.31	1.47	1.56	1.72	2.11

The US Treasury Curve and its values are subject to frequent change and will be updated monthly with each issued TPIF report.

Market Data cont'd

U.S. Treasuries

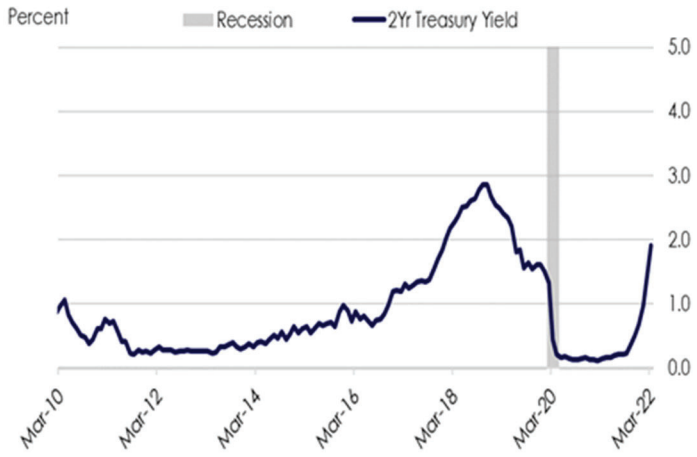

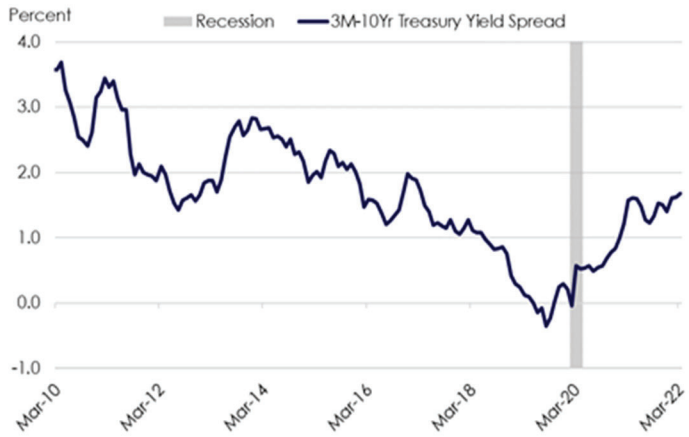

Commodities

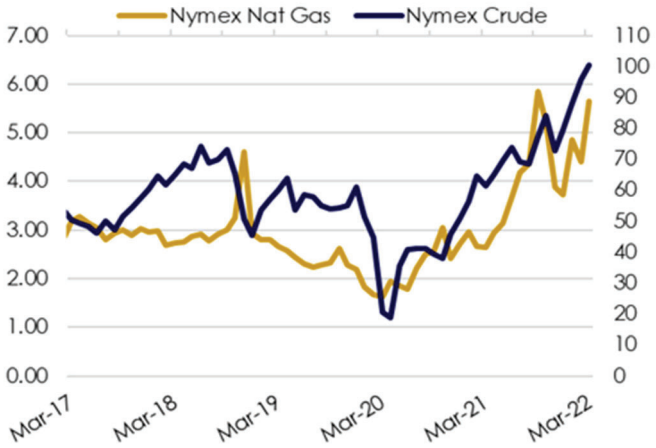

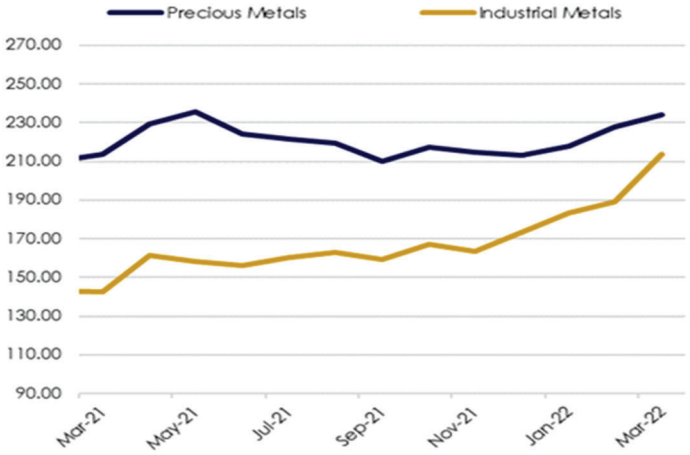

Stocks

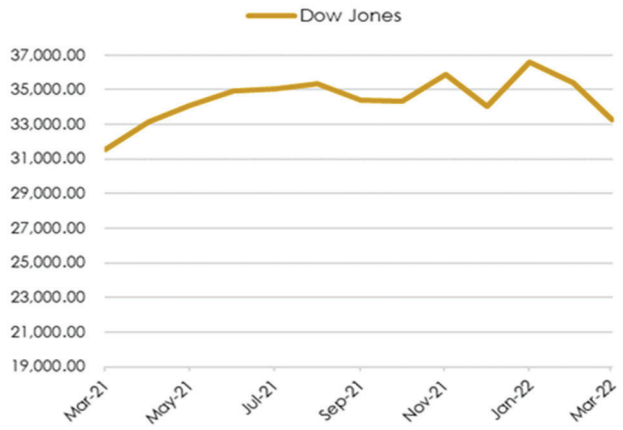

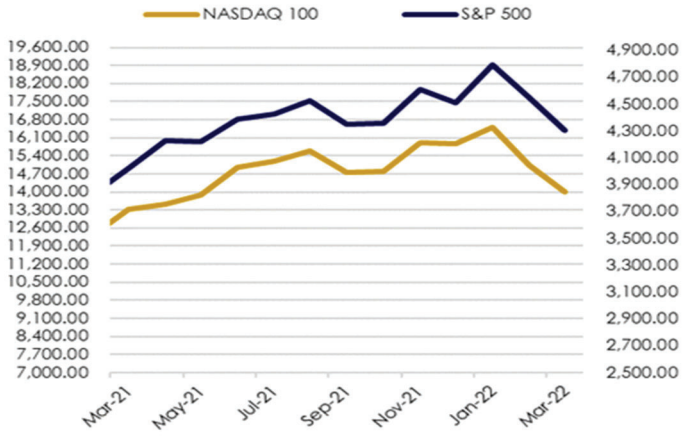

* Values listed for commodities and stocks are in US dollars and are as of the final business day of each month.

Portfolio Data

The County of Riverside's Treasurer's Pooled Investment Fund is currently rated **AAA-bf** by **Moody's Investor Service** and **AAAf/S1** by **Fitch Ratings**.

Moody's Asset Rating (000's)

Moody (000's)	Par	Book	Market	MKT/Book	Yield
Aaa	7,646,908.48	7,632,409.43	7,497,019.26	98.23%	0.60%
Aa	10,000.00	10,000.00	9,498.60	94.99%	0.70%
Aa1	571,575.00	571,660.90	571,660.90	100.00%	0.47%
Aa2	1,395,925.00	1,396,743.37	1,396,770.90	100.00%	0.44%
Aa3	806,540.00	805,473.93	805,978.71	100.06%	0.44%
A1	724,900.00	723,814.31	724,174.75	100.05%	0.58%
NR	22,000.00	219,656.46	219,845.80	101.62%	2.96%
Totals (000's):	**11,375,848.48**	**11,359,758.40**	**11,224,948.92**	**98.81%**	**0.56%**

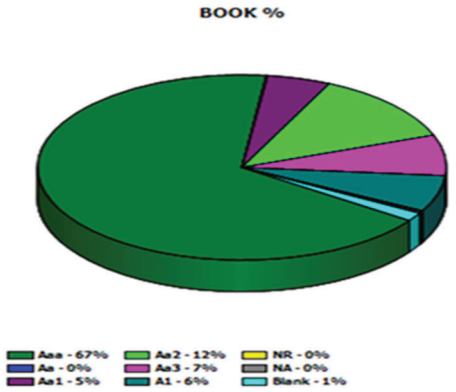

S&P Asset Rating (000's)

S&P (000's)	Par	Book	Market	MKT/Book	Yield
AAA	915,305.06	915,178.45	913,357.25	99.80%	0.25%
AA+	6,785,078.42	6,772,082.05	6,637,929.07	98.02%	0.64%
AA	808,110.00	806,783.51	807,290.95	100.06%	0.51%
AA-	1,570,000.00	1,570,014.26	1,570,014.26	100.00%	0.39%
A+	920,400.00	919,528.03	919,913.33	100.04%	0.60%
NR	376,955.00	376,172.10	376,444.06	100.15%	0.66%
Totals (000's):	**11,375,848.48**	**11,359,758.40**	**11,224,948.92**	**98.81%**	**0.56%**

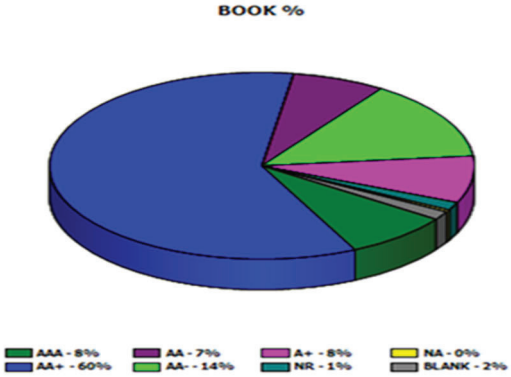

12-Month Projected Cash Flow

Month	Monthly Receipts	Monthly Disbursements	Difference	Required Matured Investments	Balance	Actual Investments Maturing	Available to Invest > 1 Year
04/2022					123.40		
04/2022	2,476.30	1,542.08	934.22		1,057.62	1,098.46	
05/2022	1,700.00	2,200.00	-500.00		557.62	1,703.32	
06/2022	2,000.00	2,400.00	-400.00		157.62	934.25	
07/2022	1,500.00	1,800.00	-300.00	142.38	0.00	458.77	
08/2022	1,398.14	1,552.97	-154.83	154.83	0.00	481.28	
09/2022	2,050.00	1,804.41	245.59		245.59	565.50	
10/2022	1,500.00	1,700.00	-200.00		45.59	647.31	
11/2022	1,600.00	1,700.00	-100.00	54.41	0.00	590.00	
12/2022	3,500.00	1,800.00	1700.00		1,700.00	153.25	
01/2023	1,600.00	2,400.00	-800.00		900.00	640.00	
02/2023	1,500.00	1,800.00	-300.00		600.00	100.00	
03/2023	2,350.00	1,800.00	550.00		1,150.00	171.75	
TOTALS	23,174.44	22,499.46	674.98	351.62	6,537.44	7,543.88	11,008.13
				3.10%		66.41%	96.90%

* Values listed in Cash Flow Table are in millions of USD.

Based on historic and current financial conditions within the County, the Pool is expected to maintain sufficient liquidity of funds to cover County expenses for the next twelve months.

Portfolio Data cont'd

Asset Maturity Distribution (Par Value, 000's)

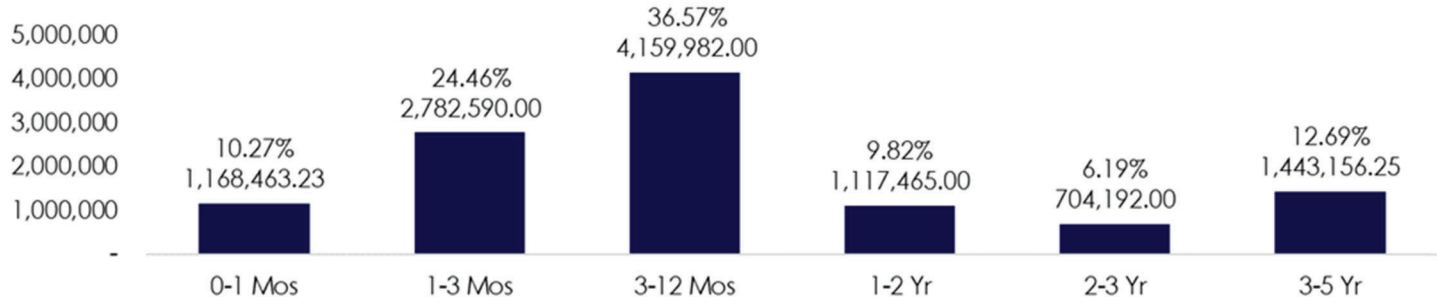

Asset Allocation (000's)

Assets (000's)	Scheduled Par	Scheduled Book	Scheduled Market	Mkt/Book	YIELD	Mat(Yr)
REPOS	170,000.00	170,000.00	170,000.00	100.00%	0.27%	0.003
MMKT	496,850.06	497,000.00	497,000.00	100.00%	0.20%	0.005
CALTRUST FND	93,213.17	94,017.20	94,017.20	100.00%	0.27%	0.00
DDA/PASSBK	1,000.00	1,000.00	1,000.00	100.00%	0.19%	0.00
US TREAS BILLS	1,340,000.00	1,335,428.83	1,335,585.92	100.01%	0.49%	0.443
US TREAS BONDS	1,955,000.00	1,949,482.46	1,912,665.29	98.11%	0.63%	1.712
FHLMC BONDS	470,710.00	470,276.36	450,070.86	95.70%	0.49%	2.479
FNMA BONDS	474,751.00	475,556.58	452,326.84	95.12%	0.70%	2.828
FHLB DISC NOTES	150,000.00	149,847.20	149,810.50	99.98%	0.34%	0.205
FHLB BONDS	1,207,171.25	1,203,445.74	1,161,260.22	96.49%	1.01%	3.427
FFCB DISC NOTES	45,000.00	44,925.46	44,846.85	99.83%	0.22%	0.324
FFCB BONDS	569,768.00	569,147.54	557,217.97	97.90%	0.64%	2.000
FMAC DISC NOTES	40,000.00	39,708.56	39,736.80	100.07%	1.23%	0.586
FARMER MAC	10,000.00	9,947.90	10,109.00	101.62%	2.96%	1.249
MUNI BONDS	261,670.00	262,634.21	262,634.21	100.00%	0.38%	1.177
COMM PAPER	1,550,315.00	1,547,157.83	1,548,341.95	100.08%	0.51%	0.230
CDS	30,000.00	30,000.00	30,000.00	100.00%	1.72%	0.644
NCDS	2,235,400.00	2,235,417.15	2,235,417.15	100.00%	0.43%	0.373
IBRD DISC NOTES	150,000.00	149,909.13	149,849.25	99.96%	0.15%	0.17
IFC BONDS	125,000.00	124,856.25	123,058.93	98.56%	0.68%	2.417
Totals (000's):	11,375,848.48	11,359,758.40	11,224,948.92	98.81%	0.56%	1.200

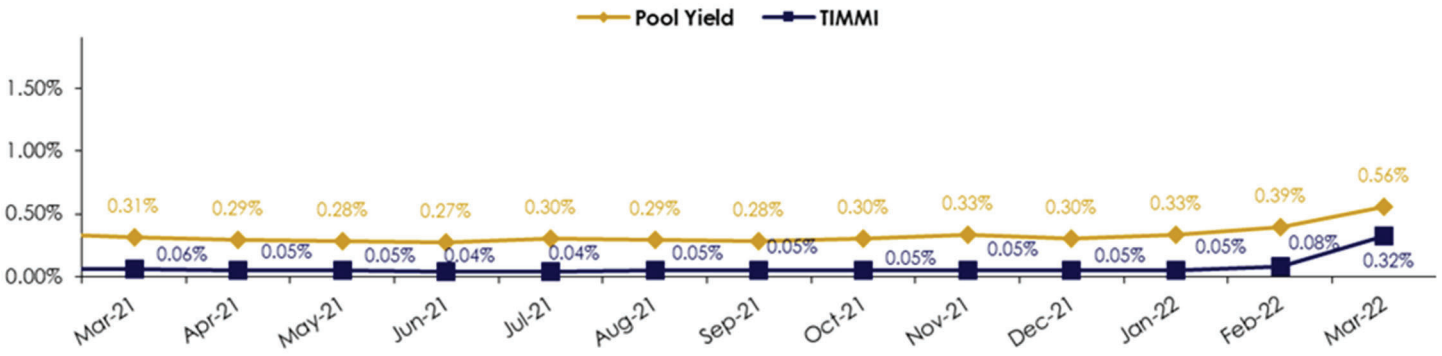

The Treasurer's Institutional Money Market Index (TIMMI) is a composite index of four AAA rated prime institutional money market funds. Their average yield is compared to the yield of the Treasurer's Pooled Investment Fund in the above graph.

Compliance Report

Compliance Status: Full Compliance

The Treasurer's Pooled Investment Fund was in full compliance with the County of Riverside's Treasurer's Statement of Investment Policy. The County's Statement of Investment Policy is more restrictive than California Government Code 53646. The County's Investment Policy is reviewed annually by the County of Riverside's Oversight Committee and approved by the Board of Supervisors.

	GOVERNMENT CODE			COUNTY INVESTMENT POLICY			
Investment Category	Maximum Remaining Maturity	Authorized % Limit	S&P/ Moody's	Maximum Remaining Maturity	Authorized % Limit	S&P/Moody's/ Fitch	Actual %
MUNICIPAL BONDS (MUNI)	5 YEARS	NO LIMIT	NA	4 YEARS	15%	AA-/Aa3/AA-	**2.31%**
U.S. TREASURIES	5 YEARS	NO LIMIT	NA	5 YEARS	100%	NA	**28.92%**
LOCAL AGENCY OBLIGATIONS (LAO)	5 YEARS	NO LIMIT	NA	3 YEARS	2.50%	INVESTMENT GRADE	**0.00%**
FEDERAL AGENCIES	5 YEARS	NO LIMIT	AAA	5 YEARS	100%	NA	**26.08%**
COMMERCIAL PAPER (CP)	270 DAYS	40%	A1/P1	270 DAYS	40%	A1/P1/F1	**13.62%**
CERTIFICATE & TIME DEPOSITS (NCD & TCD)	5 YEARS	30%	NA	1 YEAR	25% Combined	A1/P1/F1	**19.94%**
INT'L BANK FOR RECONSTRUCTION AND DEVELOPMENT AND INT'L FINANCE CORPORATION	NA	NA	NA	4 YEARS	20%	AA/Aa/AA	**2.42%**
REPURCHASE AGREEMENTS (REPO)	1 YEARS	NO LIMIT	NA	45 DAYS	40% max, 25% in term repo over 7 days	A1/P1/F1	**0.0%**
REVERSE REPOS	92 DAYS	20%	NA	60 DAYS	10%	NA	**0.00%**
MEDIUM TERM NOTES (MTNO)	5 YEARS	30%	A	3 YEARS	20%	AA/Aa2/AA	**0.00%**
CALTRUST SHORT TERM FUND	NA	NA	NA	DAILY LIQUIDITY	1.00%	NA	**0.83%**
MONEY MARKET MUTUAL FUNDS (MMF)	60 DAYS[1]	20%	AAA/Aaa[2]	DAILY LIQUIDITY	20%	AAA by 2 Of 3 RATINGS AGC.	**4.38%**
LOCAL AGENCY INVESTMENT FUND (LAIF)	NA	NA	NA	DAILY LIQUIDITY	Max $50 million	NA	**0.00%**
CASH/DEPOSIT ACCOUNT	NA	NA	NA	NA	NA	NA	**0.01%**

[1] Money Market Mutual Funds maturity may be interpreted as a weighted average maturity not exceeding 60 days.

[2] Or must have an investment advisor with no fewer than 5 years experience and with assets under management of $500,000,000 USD.

THIS COMPLETES THE REPORT REQUIREMENTS OF CALIFORNIA GOVERNMENT CODE 53646.

CUSIP	Description	Maturity Date	Coupon	Yield To Mat	Par Value	Book Value	Market Price	Market Value	Unrealized Gain/Loss	Modified Duration	Years To Maturity
Fund: 1 POOL FUND											
REPOS											
REPO	JEFF BNY TRI - PARTY REPO	04/01/2022	.270	.270	170,000,000.00	170,000,000.00	100.000000	170,000,000.00	0.00	.003	.003
			.270	**.270**	**170,000,000.00**	**170,000,000.00**	**100.000000**	**170,000,000.00**	**0.00**	**.003**	**.003**
MMKT											
FRGXX	FIDELITY GOV	04/01/2022	.080	.080	1,000,000.00	1,000,000.00	100.000000	1,000,000.00	0.00	.003	.003
GOFXX	FEDERATED GOV	04/01/2022	.034	.034	1,000,000.00	1,000,000.00	100.000000	1,000,000.00	0.00	.003	.003
WFFXX	ALLSPRING GOV	04/01/2022	.035	.035	1,000,000.00	1,000,000.00	100.000000	1,000,000.00	0.00	.003	.003
TFDXX	BLACKROCK GOV	04/01/2022	.180	.180	1,000,000.00	1,000,000.00	100.000000	1,000,000.00	0.00	.003	.003
FGTXX	GOLDMAN SACHS GOV	04/01/2022	.211	.211	1,000,000.00	1,000,000.00	100.000000	1,000,000.00	0.00	.003	.003
MPFXX	MORGAN STANLEY PRIME	04/01/2022	.216	.215	49,990,002.00	50,000,000.00	100.020000	50,000,000.00	0.00	.003	.003
48123X819	JPM PRIME - UNITY NATIONAL BANK	04/01/2022	.198	.196	99,960,015.99	100,000,000.00	100.040000	100,000,000.00	0.00	.003	.003
4812CA538	JPM GOV-LIBERTY BANK AND TRUST	04/01/2022	.229	.229	91,000,000.00	91,000,000.00	100.000000	91,000,000.00	0.00	.003	.003
48123X819	JPM PRIME-LIBERTY BANK AND TRUST	04/01/2022	.198	.196	49,980,008.00	50,000,000.00	100.040000	50,000,000.00	0.00	.003	.003
48123X819	JPM PRIME-MECHANICS AND FARMERS	04/05/2022	.198	.196	99,960,015.99	100,000,000.00	100.040000	100,000,000.00	0.00	.014	.014
48123X819	JPM PRIME-THE HARBOR BANK OF MAR	04/01/2022	.198	.196	99,960,015.99	100,000,000.00	100.040000	100,000,000.00	0.00	.003	.003
85749T517	STATE STREET GOV FND	04/01/2022	.148	.148	1,000,000.00	1,000,000.00	100.000000	1,000,000.00	0.00	.003	.003
			.204	**.203**	**496,850,057.97**	**497,000,000.00**	**100.030179**	**497,000,000.00**	**0.00**	**.005**	**.005**
CALTRUST FND											
CLTR	CALTRUST SHT TERM FUND	04/01/2022	.315	.266	93,213,169.12	94,017,200.84	100.862573	94,017,200.84	0.00	.003	.003
			.315	**.266**	**93,213,169.12**	**94,017,200.84**	**100.862573**	**94,017,200.84**	**0.00**	**.003**	**.003**
DDA/PASSBK											
CASH	BANK OF THE WEST	04/01/2022	.190	.190	1,000,000.00	1,000,000.00	100.000000	1,000,000.00	0.00	.003	.003
			.190	**.190**	**1,000,000.00**	**1,000,000.00**	**100.000000**	**1,000,000.00**	**0.00**	**.003**	**.003**
US TREAS BILLS											
912796J42	U.S. TREASURY BILL	06/16/2022	.070	.070	50,000,000.00	49,964,661.67	99.913000	49,956,500.00	-8,161.67	.211	.211
912796M89	U.S. TREASURY BILL	10/06/2022	.118	.118	25,000,000.00	24,971,767.36	99.938639	24,984,659.72	12,892.36	.517	.518
912796M89	U.S. TREASURY BILL	10/06/2022	.116	.116	110,000,000.00	109,878,425.56	99.939422	109,933,364.45	54,938.89	.517	.518
912796P94	U.S. TREASURY BILL	12/01/2022	.240	.241	25,000,000.00	24,939,333.25	99.837333	24,959,333.28	20,000.03	.669	.671
912796N96	U.S. TREASURY BILL	11/03/2022	.200	.200	50,000,000.00	49,907,777.78	99.880000	49,940,000.00	32,222.22	.593	.595
912796T82	U.S. TREASURY BILL	04/12/2022	.077	.076	25,000,000.00	24,993,719.44	99.996000	24,999,000.00	5,280.56	.033	.033
912796M89	U.S. TREASURY BILL	10/06/2022	.200	.200	25,000,000.00	24,958,888.89	99.895556	24,973,888.89	15,000.00	.516	.518
912796Q36	U.S. TREASURY BILL	05/26/2022	.093	.093	25,000,000.00	24,989,529.51	99.985868	24,996,467.01	6,937.50	.153	.153
912796R43	U.S. TREASURY BILL	06/23/2022	.158	.156	25,000,000.00	24,980,258.00	99.892000	24,973,000.00	-7,258.00	.230	.230
912796H44	U.S. TREASURY BILL	05/19/2022	.093	.093	50,000,000.00	49,981,787.50	99.967000	49,983,500.00	1,712.50	.134	.134
912796R50	U.S. TREASURY BILL	06/30/2022	.200	.200	50,000,000.00	49,949,444.44	99.871000	49,935,500.00	-13,944.44	.249	.249
912796H44	U.S. TREASURY BILL	05/19/2022	.093	.093	50,000,000.00	49,982,013.89	99.967000	49,983,500.00	1,486.11	.134	.134
912796H44	U.S. TREASURY BILL	05/19/2022	.093	.093	25,000,000.00	24,991,006.94	99.967000	24,991,750.00	743.06	.134	.134
912796R27	U.S. TREASURY BILL	12/29/2022	.375	.376	50,000,000.00	49,810,416.67	99.072000	49,536,000.00	-274,416.67	.745	.748
912796R50	U.S. TREASURY BILL	06/30/2022	.215	.215	25,000,000.00	24,974,020.83	99.871000	24,967,750.00	-6,270.83	.249	.249
912796M71	U.S. TREASURY BILL	09/08/2022	.265	.265	25,000,000.00	24,955,097.22	99.882222	24,970,555.55	15,458.33	.440	.441
912796M89	U.S. TREASURY BILL	10/06/2022	.270	.297	25,000,000.00	24,943,994.44	99.845161	24,961,290.27	17,295.83	.516	.518
912796H44	U.S. TREASURY BILL	05/19/2022	.240	.236	50,000,000.00	49,960,666.67	99.967000	49,983,500.00	22,833.33	.134	.134
912796S42	U.S. TREASURY BILL	07/21/2022	.353	.353	25,000,000.00	24,955,448.00	99.891313	24,972,828.18	17,380.18	.306	.307
912796M89	U.S. TREASURY BILL	10/06/2022	.428	.429	75,000,000.00	74,773,437.29	99.776411	74,832,307.92	58,870.63	.515	.518
912796V30	U.S. TREASURY BILL	05/31/2022	.430	.431	25,000,000.00	24,969,243.06	99.928333	24,982,083.34	12,840.28	.166	.167
912796W21	U.S. TREASURY BILL	06/21/2022	.545	.546	25,000,000.00	24,954,961.81	99.877375	24,969,343.75	14,381.94	.223	.225
912796W21	U.S. TREASURY BILL	06/21/2022	.516	.517	25,000,000.00	24,957,358.33	99.883900	24,970,975.00	13,616.67	.223	.225
912796T58	U.S. TREASURY BILL	08/25/2022	.730	.733	70,000,000.00	69,741,661.11	99.703944	69,792,761.11	51,100.00	.400	.403
912796T58	U.S. TREASURY BILL	08/25/2022	.653	.655	50,000,000.00	49,838,687.50	99.735375	49,867,687.50	29,000.00	.400	.403
912796T58	U.S. TREASURY BILL	08/25/2022	.673	.675	10,000,000.00	9,968,803.47	99.727264	9,972,726.39	3,922.92	.400	.403
912796X20	U.S. TREASURY BILL	07/19/2022	.610	.611	25,000,000.00	24,949,590.28	99.815306	24,953,826.39	4,236.11	.299	.301
912796X20	U.S. TREASURY BILL	07/19/2022	.610	.611	25,000,000.00	24,949,590.28	99.815306	24,953,826.39	4,236.11	.299	.301
912796S34	U.S. TREASURY BILL	01/26/2023	1.265	1.279	50,000,000.00	49,455,347.22	98.945833	49,472,916.66	17,569.44	.814	.825
912796T33	U.S. TREASURY BILL	02/23/2023	1.285	1.301	25,000,000.00	24,699,274.30	98.829222	24,707,305.55	8,031.25	.889	.901
912796U31	U.S. TREASURY BILL	03/23/2023	1.582	1.608	25,000,000.00	24,600,105.50	98.435578	24,608,894.39	8,788.89	.962	.978
912796U56	U.S. TREASURY BILL	09/22/2022	.968	.973	40,000,000.00	39,808,551.11	99.532133	39,812,853.33	4,302.22	.475	.479
912796S34	U.S. TREASURY BILLS	01/26/2023	1.330	1.345	75,000,000.00	74,160,437.50	98.891667	74,168,750.00	8,312.50	.813	.825
912796S34	U.S. TREASURY BILL	01/26/2023	1.329	1.344	25,000,000.00	24,721,226.74	98.892292	24,723,072.92	1,846.18	.813	.825
912796N96	U.S. TREASURY BILL	11/03/2022	.980	.986	35,000,000.00	34,792,294.44	99.412000	34,794,200.00	1,905.56	.588	.595
			.492	**.494**	**1,340,000,000.00**	**1,335,428,828.00**	**99.670591**	**1,335,585,917.99**	**157,089.99**	**.439**	**.442**
US TREAS BONDS											
912828YV6	U.S. TREASURY BOND	11/30/2024	1.500	1.751	25,000,000.00	24,705,078.13	97.504000	24,376,000.00	-329,078.13	2.588	2.671
91282CBH3	U.S. TREASURY BOND	01/31/2026	.375	.586	10,000,000.00	9,897,265.63	92.262000	9,226,200.00	-671,065.63	3.796	3.841
91282CBH3	U.S. TREASURY BOND	01/31/2026	.375	.593	10,000,000.00	9,894,140.63	92.262000	9,226,200.00	-667,940.63	3.796	3.841
91282CBM2	U.S. TREASURY BOND	02/15/2024	.125	.219	25,000,000.00	24,930,664.06	96.090000	24,022,500.00	-908,164.06	1.868	1.879
912828ZL7	U.S. TREASURY BOND	04/30/2025	.375	.445	15,000,000.00	14,956,640.63	93.731000	14,059,650.00	-896,990.63	3.057	3.085
912828P46	U.S. TREASURY BOND	02/15/2026	1.625	.799	10,000,000.00	10,401,560.00	96.777000	9,677,700.00	-723,860.00	3.748	3.882
912828P46	U.S. TREASURY BOND	02/15/2026	1.625	.670	10,000,000.00	10,466,015.63	96.777000	9,677,700.00	-788,315.63	3.751	3.882
91282CAB7	U.S. TREASURY BOND	07/31/2025	.250	.675	25,000,000.00	24,537,109.38	92.813000	23,203,250.00	-1,333,859.38	3.309	3.337
91282CBQ3	U.S. TREASURY BOND	02/28/2026	.500	.591	20,000,000.00	19,910,508.60	92.559000	18,511,800.00	-1,398,708.60	3.870	3.918
912828ZC7	U.S. TREASURY BOND	02/28/2025	1.125	.539	10,000,000.00	10,231,250.00	96.219000	9,621,900.00	-609,350.00	2.868	2.918
91282CBR1	U.S. TREASURY BOND	03/15/2024	.250	.287	50,000,000.00	49,945,312.50	96.125000	48,062,500.00	-1,882,812.50	1.949	1.959
912828ZF0	U.S. TREASURY BOND	03/31/2025	.500	.647	25,000,000.00	24,855,468.75	94.305000	23,576,250.00	-1,279,218.75	2.972	3.003
91282CBU4	U.S. TREASURY BOND	03/31/2023	.125	.159	50,000,000.00	49,966,796.88	98.465000	49,232,500.00	-734,296.88	.999	1.000
912828ZF0	U.S. TREASURY BOND	03/31/2025	.500	.619	25,000,000.00	24,882,812.50	94.305000	23,576,250.00	-1,306,562.50	2.972	3.003
91282CBU4	U.S. TREASURY BOND	03/31/2023	.125	.147	50,000,000.00	49,978,515.63	98.465000	49,232,500.00	-746,015.63	.999	1.000
912828ZR4	U.S. TREASURY BOND	05/31/2022	.125	.054	50,000,000.00	50,035,156.25	99.956000	49,978,000.00	-57,156.25	.167	.167
912828ZR4	U.S. TREASURY BOND	05/31/2022	.125	.066	50,000,000.00	50,029,296.88	99.956000	49,978,000.00	-51,296.88	.167	.167
912828ZR4	U.S. TREASURY BOND	05/31/2022	.125	.065	75,000,000.00	75,043,945.31	99.956000	74,967,000.00	-76,945.31	.167	.167
91282CCJ8	U.S. TREASURY BOND	06/30/2026	.875	.882	20,000,000.00	19,993,166.80	93.516000	18,703,200.00	-1,289,966.80	4.154	4.252
91282CCJ8	U.S. TREASURY BOND	06/30/2026	.875	.906	35,000,000.00	34,946,679.69	93.516000	32,730,600.00	-2,216,079.69	4.153	4.252
912828ZX1	U.S. TREASURY BOND	06/30/2022	.125	.077	30,000,000.00	30,014,062.50	99.891000	29,967,300.00	-46,762.50	.249	.249
91282CBC4	U.S. TREASURY BOND	12/31/2025	.375	.700	25,000,000.00	24,652,343.75	92.453000	23,113,250.00	-1,539,093.75	3.711	3.756
91282CCW9	U.S. TREASURY BOND	08/31/2026	.750	.832	25,000,000.00	24,900,416.25	92.813000	23,203,250.00	-1,697,166.25	4.332	4.422
91282CCX7	U.S. TREASURY BOND	09/15/2024	.375	.439	25,000,000.00	24,952,148.44	99.808594	24,952,148.44	0.00	2.441	2.463
91282CBT7	U.S. TREASURY BOND	03/31/2026	.750	.715	25,000,000.00	25,039,062.50	93.363000	23,340,750.00	-1,698,312.50	3.934	4.003
91282CCX7	U.S. TREASURY BOND	09/15/2024	.375	.438	25,000,000.00	24,953,125.00	99.812500	24,953,125.00	0.00	2.441	2.463
91282CCW9	U.S. TREASURY BOND	08/31/2026	.750	.902	25,000,000.00	24,817,382.81	92.813000	23,203,250.00	-1,614,132.81	4.330	4.422
91282CCZ2	U.S.. TREASURY BOND	09/30/2026	.875	.982	20,000,000.00	19,895,833.60	99.479168	19,895,833.60	0.00	4.401	4.504
91282CAM3	U.S. TREASURY BOND	09/30/2025	.250	.815	25,000,000.00	24,445,312.50	92.481000	23,120,250.00	-1,325,062.50	3.473	3.504
912828T91	U.S. TREASURY BOND	10/31/2023	1.625	.319	20,000,000.00	20,536,718.75	99.211000	19,842,200.00	-694,518.75	1.557	1.586
912828S92	U.S. TREASURY BOND	07/31/2023	1.250	.334	50,000,000.00	50,818,359.38	99.004000	49,502,000.00	-1,316,359.38	1.322	1.334
912828ZP8	U.S. TREASURY BOND	05/15/2023	.125	.293	50,000,000.00	49,867,187.50	98.125000	49,062,500.00	-804,687.50	1.120	1.123
91282CAM3	U.S. TREASURY BOND	09/30/2025	.250	.950	25,000,000.00	24,323,242.19	92.481000	23,120,250.00	-1,202,992.19	3.470	3.504
912828ZH6	U.S. TREASURY BOND	04/15/2023	.250	.266	25,000,000.00	24,994,140.63	98.488000	24,622,000.00	-372,140.63	1.036	1.041
9128284A5	U.S. TREASURY BOND	02/28/2023	2.625	.254	25,000,000.00	25,803,710.94	100.891000	25,222,750.00	-580,960.94	.909	.915
91282CBX8	U.S. TREASURY BOND	04/30/2023	.125	.307	25,000,000.00	24,930,664.06	98.246000	24,561,500.00	-369,164.06	1.081	1.082
91282CCD1	U.S. TREASURY BOND	05/31/2023	.125	.330	25,000,000.00	24,917,968.75	97.996000	24,499,000.00	-418,968.75	1.164	1.167
91282CBU4	U.S. TREASURY BOND	03/31/2023	.125	.288	25,000,000.00	24,941,406.25	98.465000	24,616,250.00	-325,156.25	.998	1.000
91282CDB4	U.S. TREASURY BOND	10/15/2024	.625	.754	25,000,000.00	24,905,273.44	99.621094	24,905,273.44	0.00	2.506	2.545
91282CCN9	U.S. TREASURY BOND	07/31/2023	.125	.384	25,000,000.00	24,885,742.19	99.542969	24,885,742.19	0.00	1.330	1.334
91282CBG5	U.S. TREASURY BOND	01/31/2023	.125	.259	50,000,000.00	49,916,015.63	98.828000	49,414,000.00	-502,015.63	.832	.838
91282CBN0	U.S. TREASURY BOND	02/28/2023	.125	.301	50,000,000.00	49,882,812.50	98.672000	49,336,000.00	-546,812.50	.915	.915
912828ZU7	U.S. TREASURY BOND	06/15/2023	.250	.469	50,000,000.00	49,830,078.13	98.082000	49,041,000.00	-789,078.13	1.201	1.208
912828ZX1	U.S. TREASURY BOND	06/30/2022	.125	.146	25,000,000.00	24,997,070.31	99.891000	24,972,750.00	-24,320.31	.249	.249
91282CAX9	U.S. TREASURY BOND	11/30/2022	.125	.318	50,000,000.00	49,906,250.00	99.227000	49,613,500.00	-292,750.00	.665	.668
9128286Y1	U.S. TREASURY BOND	06/15/2022	1.750	.108	50,000,000.00	50,394,531.25	100.250000	50,125,000.00	-269,531.25	.208	.208
91282CCD1	U.S. TREASURY BOND	05/31/2023	.125	.551	25,000,000.00	24,849,609.38	97.996000	24,499,000.00	-350,609.38	1.163	1.167
91282CBD2	U.S. TREASURY BOND	12/31/2022	.125	.415	25,000,000.00	24,928,710.94	99.039000	24,759,750.00	-168,960.94	.748	.753
91282CBD2	U.S. TREASURY BOND	12/31/2022	.125	.448	25,000,000.00	24,920,898.44	99.039000	24,759,750.00	-161,148.44	.748	.753
91282CBG5	U.S. TREASURY BOND	01/31/2023	.125	.475	50,000,000.00	49,814,453.13	98.828000	49,414,000.00	-400,453.13	.831	.838
91282CBG5	U.S. TREASURY BOND	01/31/2023	.125	.506	50,000,000.00	49,800,781.25	98.828000	49,414,000.00	-386,781.25	.831	.838
912828Z29	U.S. TREASURY BOND	01/15/2023	1.500	.581	100,000,000.00	100,902,343.75	100.004000	100,004,000.00	-898,343.75	.783	.795
91282CAG6	U.S. TREASURY BOND	08/31/2022	.125	.739	25,000,000.00	24,918,945.31	99.680000	24,920,000.00	1,054.69	.417	.419
91282CAG6	U.S. TREASURY BOND	08/31/2022	.125	.712	25,000,000.00	24,922,851.56	99.680000	24,920,000.00	-2,851.56	.417	.419
91282CBG5	U.S. TREASURY BOND	01/31/2023	.125	1.088	25,000,000.00	24,786,132.81	98.828000	24,707,000.00	-79,132.81	.829	.838
91282CBH3	U.S. TREASURY BOND	01/31/2026	.375	2.447	15,000,000.00	13,862,109.38	92.262000	13,839,300.00	-22,809.38	3.760	3.841
91282CCZ2	U.S. TREASURY BOND	09/30/2026	.875	2.540	15,000,000.00	13,943,554.69	92.957031	13,943,554.69	0.00	4.363	4.504

CUSIP	Description	Maturity Date	Coupon	Yield To Mat	Par Value	Book Value	Market Price	Market Value	Unrealized Gain/Loss	Modified Duration	Years To Maturity
91282CDA6	U.S. TREASURY BOND	09/30/2023	.250	2.157	50.000.000.00	48.597.656.25	97.195312	48.597.656.25	0.00	1.482	1.501
91282CEG2	U.S. TREASURY BOND	03/31/2024	2.250	2.358	10.000.000.00	9.979.021.95	99.790219	9.979.021.95	0.00	1.944	2.003
91282CEF4	U.S. TREASURY BOND	03/31/2027	2.500	2.502	25.000.000.00	24.998.046.88	99.992188	24.998.046.88	0.00	4.673	5.003
91282CEF4	U.S. TREASURY BOND	03/31/2027	2.500	2.503	25.000.000.00	24.996.093.75	99.984375	24.996.093.75	0.00	4.673	5.003
91282CDA6	U.S. TREASURY BOND	09/30/2023	.250	2.185	25.000.000.00	24.290.039.06	97.160156	24.290.039.06	0.00	1.482	1.501
91282BW71	U.S. TREASURY BONDS	03/31/2024	2.125	2.395	30.000.000.00	29.842.968.75	99.645000	29.893.500.00	50.531.25	1.945	2.003
			.565	**.634**	**1.955.000.000.00**	**1.949.482.460.41**	**97.834541**	**1.912.665.285.25**	**-36.817.175.16**	**1.657**	**1.686**
FHLMC BONDS											
3134GVRV2	FHLMC 5YrNc1YrQ	05/27/2025	.750	.750	10.000.000.00	10.000.000.00	95.267000	9.526.700.00	-473.300.00	3.105	3.159
3134GVWM	FHLMC 5YrNc1YrQ	05/28/2025	.730	.730	10,000,000.00	10,000,000.00	95.180000	9,518,000.00	-482,000.00	3.109	3.162
3134GVWM	FHLMC 5YrNc1YrQ	05/28/2025	.730	.730	5,000,000.00	5,000,000.00	95.180000	4,759,000.00	-241,000.00	3.109	3.162
3134GVYX0	FHLMC 4YrNc2YrO	06/03/2024	.500	.500	10,000,000.00	10,000,000.00	96.335000	9,633,500.00	-366,500.00	2.154	2.178
3134GVB31	FHLMC 4.9YrNc11MoB	05/28/2025	.750	.760	15,000,000.00	14,992,500.00	94.279000	14,141,850.00	-850,650.00	3.108	3.162
3134GVE95	FHLMC 5YrNc2YrB	06/09/2025	.650	.650	15,000,000.00	15,000,000.00	94.235000	14,135,250.00	-864,750.00	3.145	3.195
3134GV3A4	FHLMC 4YrNc2YrO	07/01/2024	.500	.500	5,000,000.00	5,000,000.00	95.991000	4,799,550.00	-200,450.00	2.232	2.255
3134GV5R5	FHLMC 4YrNc1YrQ	07/15/2024	.570	.570	5,000,000.00	5,000,000.00	96.410000	4,820,500.00	-179,500.00	2.268	2.293
3134GWCM	FHLMC 3.5YrNc1.5YrB	01/24/2024	.420	.420	15,000,000.00	15,000,000.00	97.161000	14,574,150.00	-425,850.00	1.804	1.819
3134GWAL0	FHLMC 3.75YrNC9MB	04/29/2024	.500	.500	15,000,000.00	15,000,000.00	96.285000	14,442,750.00	-557,250.00	2.060	2.082
3134GWET9	FHLMC 4.5YrNc2YrB	01/29/2025	.510	.510	15,000,000.00	15,000,000.00	94.877000	14,231,550.00	-768,450.00	2.802	2.836
3134GWL79	FHLMC 4YrNc1.5YrQ	09/10/2024	.400	.400	10,000,000.00	10,000,000.00	95.153000	9,515,300.00	-484,700.00	2.427	2.449
3134GWN85	FHLMC 4YrNc6MoQ	09/10/2024	.450	.450	10,000,000.00	10,000,000.00	95.651000	9,565,100.00	-434,900.00	2.425	2.449
3134GWL79	FHLMC 4YrNc1.5YrQ	09/10/2024	.400	.400	10,000,000.00	10,000,000.00	95.153000	9,515,300.00	-484,700.00	2.427	2.449
3134GWN44	FHLMC 4YrNc6MoQ	09/11/2024	.450	.450	10,000,000.00	10,000,000.00	95.645000	9,564,500.00	-435,500.00	2.428	2.452
3134GWL38	FHLMC 5YrNc2YrQ	09/15/2025	.540	.540	10,000,000.00	10,000,000.00	92.932000	9,293,200.00	-706,800.00	3.418	3.463
3134GWL38	FHLMC 5YrNc2YrQ	09/15/2025	.540	.540	15,000,000.00	15,000,000.00	92.932000	13,939,800.00	-1,060,200.00	3.418	3.463
3134GWP91	FHLMC 4.75YrNc2YrQ	06/16/2025	.500	.500	5,000,000.00	5,000,000.00	93.693000	4,684,650.00	-315,350.00	3.174	3.214
3134GWT22	FHLMC 4.5YrNc1YrQ	03/24/2025	.475	.475	15,000,000.00	15,000,000.00	94.154000	14,123,100.00	-876,900.00	2.956	2.984
3134GWR32	FHLMC 3.75YrNc1YrQ	06/24/2024	.410	.410	10,000,000.00	10,000,000.00	95.984000	9,598,400.00	-401,600.00	2.216	2.236
3134GWP26	FHLMC 5YrNC1.5YrB	03/28/2025	.500	.500	10,000,000.00	10,000,000.00	94.201000	9,420,100.00	-579,900.00	2.966	2.995
3134GWTG1	FHLMC 5YrNC6mOB	09/30/2025	.600	.600	5,000,000.00	5,000,000.00	93.350000	4,667,500.00	-332,500.00	3.458	3.504
3134GW3X2	FHLMC 5YrNC3MoB	10/27/2025	.625	.625	10,000,000.00	10,000,000.00	93.808000	9,380,800.00	-619,200.00	3.518	3.578
3134GW3Z7	FHLMC 5YrNc1YrQ	10/28/2025	.600	.600	10,000,000.00	10,000,000.00	93.715000	9,371,500.00	-628,500.00	3.523	3.581
3134GW3Y0	FHLMC 5YrNc2YrQ	10/28/2025	.550	.550	10,000,000.00	10,000,000.00	93.546000	9,354,600.00	-645,400.00	3.527	3.581
3137EAEX3	FHLMC 5Yr	09/23/2025	.375	.497	10,000,000.00	9,941,100.00	92.936000	9,293,600.00	-647,500.00	3.450	3.485
3137EAEZ8	FHLMC 3Yr	11/06/2023	.250	.280	10,000,000.00	9,991,000.00	97.041000	9,704,100.00	-286,900.00	1.591	1.603
3134GXBM5	FHLMC 5YrNc1YrQ	11/12/2025	.600	.600	5,000,000.00	5,000,000.00	93.360000	4,668,000.00	-332,000.00	3.562	3.622
3134GXBM5	FHLMC 5YrNc1YrQ	11/12/2025	.600	.600	5,000,000.00	5,000,000.00	93.360000	4,668,000.00	-332,000.00	3.562	3.622
3134GXBL7	FHLMC 3YrNC2YrA	11/16/2023	.300	.325	15,000,000.00	14,988,750.00	97.172000	14,575,800.00	-412,950.00	1.618	1.630
3135GA2Z3	FHLMC 5YrNC2YrA	11/17/2025	.560	.560	5,000,000.00	5,000,000.00	93.119000	4,655,950.00	-344,050.00	3.579	3.636
3135GA2Z3	FHLMC 5YrNC2YrA	11/17/2025	.560	.560	5,000,000.00	5,000,000.00	93.119000	4,655,950.00	-344,050.00	3.579	3.636
3134GXDG6	FHLMC 2YrNc1YrQ	11/23/2022	.190	.190	10,000,000.00	10,000,000.00	99.410000	9,941,000.00	-59,000.00	.643	.649
3134GXCA0	FHLMC 3YrNc1YrQ	11/24/2023	.320	.328	10,000,000.00	9,997,500.00	97.128000	9,712,800.00	-284,700.00	1.640	1.652
3134GXEA8	FHLMC 2YrNc1YrQ	11/23/2022	.200	.200	10,000,000.00	10,000,000.00	99.343000	9,934,300.00	-65,700.00	.643	.649
3134GXEA8	FHLMC 2YrNc1YrQ	11/23/2022	.200	.200	10,000,000.00	10,000,000.00	99.343000	9,934,300.00	-65,700.00	.643	.649
3134GXCF9	FHLMC 3.5YrNc11MoQ	05/24/2024	.400	.400	10,000,000.00	10,000,000.00	96.423000	9,642,300.00	-357,700.00	2.133	2.151
3134GXCF9	FHLMC 3.5YrNc11MoQ	05/24/2024	.400	.400	10,000,000.00	10,000,000.00	96.423000	9,642,300.00	-357,700.00	2.133	2.151
3134GXEX8	FHLMC 2.5YrNC1YrB	06/01/2023	.250	.260	10,000,000.00	9,997,500.00	98.029000	9,802,900.00	-194,600.00	1.163	1.170
3134GXCA0	FHLMC 3YrNC11MoB	11/24/2023	.320	.328	10,710,000.00	10,707,322.50	97.128000	10,402,408.80	-304,913.70	1.640	1.652
3134GXEX8	FHLMC 2.5YrNC1YrB	06/01/2023	.250	.270	10,000,000.00	9,995,000.00	98.029000	9,802,900.00	-192,100.00	1.163	1.170
3134GXEX8	FHLMC 2.5YrNC1YrB	06/01/2023	.250	.256	10,000,000.00	9,998,500.00	98.029000	9,802,900.00	-195,600.00	1.163	1.170
3134GXGQ1	FHLMC 2YrNc1YrQ	12/15/2022	.200	.200	10,000,000.00	10,000,000.00	99.094000	9,909,400.00	-90,600.00	.704	.710
3134GXHL1	FHLMC 5YrNC3MoB	12/30/2025	.700	.700	10,000,000.00	10,000,000.00	94.115000	9,411,500.00	-588,500.00	3.689	3.753
3134GXHH0	FHLMC 2.5YrNC1YrB	06/30/2023	.220	.220	10,000,000.00	10,000,000.00	98.017000	9,801,700.00	-198,300.00	1.247	1.249
3134GWLW4	FHLMC 5YrNc9MoB	08/19/2025	.625	.625	10,000,000.00	10,000,000.00	93.757000	9,375,700.00	-624,300.00	3.343	3.389
3134GWZV1	FHLMC 3.83YrNc1MoQ	10/22/2025	.650	1.238	15,000,000.00	14,667,187.50	94.376000	14,156,400.00	-510,787.50	3.491	3.564
			.465	**.486**	**470,710,000.00**	**470,276,360.00**	**95.615317**	**450,070,858.80**	**-20,205,501.20**	**2.430**	**2.460**
FNMA BONDS											
3135G0T94	FNMA 5Yr	01/19/2023	2.375	2.495	10,000,000.00	9,944,100.00	100.665000	10,066,500.00	122,400.00	.784	.805
3135G0U43	FNMA 4.41Yr	09/12/2023	2.875	2.333	30,000,000.00	30,670,500.00	101.066000	30,319,800.00	-350,700.00	1.410	1.452
3135G0X24	FNMA 4.83Yr	01/07/2025	1.625	1.094	10,000,000.00	10,247,300.00	97.731000	9,773,100.00	-474,200.00	2.693	2.775
3136G4XK4	FNMA 5YrNc2YrQ	06/30/2025	.650	.650	5,000,000.00	5,000,000.00	94.246000	4,712,300.00	-287,700.00	3.206	3.252
3136G4XZ1	FNMA 5YrNc1YrQ	06/30/2025	.740	.740	5,000,000.00	5,000,000.00	94.573000	4,728,650.00	-271,350.00	3.200	3.252
3136G4XR9	FNMA 5YrNc1YrQ	07/07/2025	.740	.740	14,900,000.00	14,900,000.00	94.546000	14,087,354.00	-812,646.00	3.216	3.271
3136G4YU1	FNMA 5YrNc1YrQ	07/15/2025	.730	.730	15,000,000.00	15,000,000.00	94.495000	14,174,250.00	-825,750.00	3.239	3.293
3136G4C27	FNMA 5YrNc1YrB	07/29/2025	.700	.700	15,000,000.00	15,000,000.00	94.347000	14,152,050.00	-847,950.00	3.280	3.332
3136G4F32	FNMA 5YrNc2YrB	07/29/2025	.600	.600	10,000,000.00	10,000,000.00	93.985000	9,398,500.00	-601,500.00	3.287	3.332
3136G4D75	FNMA 5YrNc2YrB	07/29/2025	.600	.600	10,000,000.00	10,000,000.00	93.690000	9,369,000.00	-631,000.00	3.287	3.332
3136G4B77	FNMA 5YrNc1YrB	08/04/2025	.700	.700	10,000,000.00	10,000,000.00	94.337000	9,433,700.00	-566,300.00	3.294	3.348
3136G4B77	FNMA 5YrNc1YrB	08/04/2025	.700	.700	15,000,000.00	15,000,000.00	94.337000	14,150,550.00	-849,450.00	3.294	3.348
3136G4J38	FNMA 4YrNc2YrB	08/12/2024	.410	.410	15,000,000.00	15,000,000.00	95.595000	14,339,250.00	-660,750.00	2.349	2.370
3136G4K51	FNMA 3YrNC1.5YrB	08/17/2023	.310	.310	15,000,000.00	15,000,000.00	97.943000	14,691,450.00	-308,550.00	1.373	1.381
3136G4H63	FNMA 5YrNc2Yr	08/19/2025	.550	.550	15,000,000.00	15,000,000.00	93.353000	14,002,950.00	-997,050.00	3.345	3.389
3136G4Q97	FNMA 5YrNc1YrQ	08/27/2025	.650	.650	8,650,000.00	8,650,000.00	94.023000	8,132,989.50	-517,010.50	3.361	3.411
3136G42F9	FNMA 5YrNc1YrQ	08/27/2025	.625	.625	5,000,000.00	5,000,000.00	93.932000	4,696,600.00	-303,400.00	3.363	3.411
3136G4Z97	FNMA 3.5YrNc1.5YrQ	02/28/2024	.375	.375	10,000,000.00	10,000,000.00	96.834000	9,683,400.00	-316,600.00	1.907	1.915
3136G4X40	FNMA 4.9YrNc11MoQ	08/26/2025	.600	.600	10,000,000.00	10,000,000.00	93.846000	9,384,600.00	-615,400.00	3.361	3.408
3136G4P31	FNMA 3.9YrNc1.9YrQ	08/19/2024	.450	.450	3,701,000.00	3,701,000.00	95.986000	3,552,441.86	-148,558.14	2.367	2.389
3136G43H4	FNMA 4YrNc2Yr	09/16/2024	.400	.400	10,000,000.00	10,000,000.00	95.497000	9,549,700.00	-450,300.00	2.443	2.466
3136G43W1	FNMA 3.5YrNC2YrA	03/28/2024	.320	.320	10,000,000.00	10,000,000.00	96.132000	9,613,200.00	-386,800.00	1.984	1.995
3135G06A6	FNMA 5YrNC1YrB	10/20/2025	.580	.580	10,000,000.00	10,000,000.00	93.220000	9,322,000.00	-678,000.00	3.502	3.559
3136G45C3	FNMA 5YrNC2YrA	10/27/2025	.540	.540	10,000,000.00	10,000,000.00	93.063000	9,306,300.00	-693,700.00	3.525	3.578
3136G46S7	FNMA 5YrNc2YrA	10/28/2025	.560	.560	5,000,000.00	5,000,000.00	93.521000	4,676,050.00	-323,950.00	3.526	3.581
3136G46N8	FNMA 5YrNc1YrQ	10/29/2025	.600	.600	5,000,000.00	5,000,000.00	93.679000	4,683,950.00	-316,050.00	3.526	3.584
3135G06C2	FNMA 5YrNc1YrQ	10/29/2025	.600	.600	10,000,000.00	10,000,000.00	93.679000	9,367,900.00	-632,100.00	3.526	3.584
3135G06C2	FNMA 5YrNc1YrQ	10/29/2025	.600	.604	10,000,000.00	9,998,000.00	93.679000	9,367,900.00	-630,100.00	3.526	3.584
3135GA2N0	FNMA 5YrNc2YrA	11/04/2025	.550	.550	10,000,000.00	10,000,000.00	93.468000	9,346,800.00	-653,200.00	3.544	3.600
3135G06A6	FNMA 4.9YrNc11MoQ	10/20/2025	.580	.587	10,000,000.00	9,996,500.00	93.220000	9,322,000.00	-674,500.00	3.502	3.559
3135GA2P5	FNMA 3.5YrNc2YrQ	05/03/2024	.350	.356	3,500,000.00	3,499,300.00	96.372000	3,373,020.00	-126,280.00	2.076	2.093
3135G06G3	FNMA 5Yr	11/07/2025	.500	.573	14,000,000.00	13,949,880.00	93.227000	13,051,780.00	-898,100.00	3.555	3.608
3135GA3N9	FNMA 3YrNC2YrB	11/16/2023	.300	.300	10,000,000.00	10,000,000.00	97.112000	9,711,200.00	-288,800.00	1.618	1.630
3135GA3C3	FNMA 3.5YrNc2YrQ	05/17/2024	.350	.350	10,000,000.00	10,000,000.00	96.022000	9,602,200.00	-397,800.00	2.115	2.132
3135GA3C3	FNMA 3.5YrNc2YrQ	05/17/2024	.350	.350	10,000,000.00	10,000,000.00	96.022000	9,602,200.00	-397,800.00	2.115	2.132
3135GA2Z3	FNMA 5YrNc2YrA	11/17/2025	.560	.560	10,000,000.00	10,000,000.00	93.119000	9,311,900.00	-688,100.00	3.579	3.636
3135G06E8	FNMA 4YrNC2YrB	11/18/2024	.420	.420	10,000,000.00	10,000,000.00	94.941000	9,494,100.00	-505,900.00	2.609	2.638
3135GA4P3	FNMA 5YrNC2YrA	11/18/2025	.650	.650	20,000,000.00	20,000,000.00	93.811000	18,762,200.00	-1,237,800.00	3.574	3.638
3135GA5A5	FNMA 3.25YrNc2YrA	02/23/2024	.350	.350	20,000,000.00	20,000,000.00	96.709000	19,341,800.00	-658,200.00	1.886	1.901
3135GA4R9	FNMA 3.75YrNc2YrA	08/23/2024	.420	.420	15,000,000.00	15,000,000.00	95.903000	14,385,450.00	-614,550.00	2.379	2.400
3135GA3Z2	FNMA 5YrNc2YrA	11/25/2025	.600	.600	15,000,000.00	15,000,000.00	93.597000	14,039,550.00	-960,450.00	3.598	3.658
3135G06F5	FNMA 2.9YrNc2YrQ	11/16/2023	.310	.310	5,000,000.00	5,000,000.00	97.430000	4,871,500.00	-128,500.00	1.618	1.630
3135GAAZ4	FNMA 4.5YrNc1.5YrB	06/24/2025	.500	.500	10,000,000.00	10,000,000.00	93.747000	9,374,700.00	-625,300.00	3.196	3.236
			.741	**.709**	**474,751,000.00**	**475,556,580.00**	**95.276647**	**452,326,835.36**	**-23,229,744.64**	**2.770**	**2.811**
FHLB DISC NOTES											
313385XX9	FHLB 6Mo	06/10/2022	.128	.128	50,000,000.00	49,967,644.44	99.880000	49,940,000.00	-27,644.44	.194	.195
313385XN1	FHLB 3Mo	06/01/2022	.380	.380	50,000,000.00	49,952,500.00	99.895000	49,947,500.00	-5,000.00	.169	.170
313385YT7	FHLB 3Mo	06/30/2022	.520	.521	25.000.000.00	24.963.527.78	99.846000	24.961.500.00	-2.027.78	.248	.249
313385YT7	FHLB 3Mo	06/30/2022	.520	.521	25.000.000.00	24.963.527.78	99.846000	24.961.500.00	-2.027.78	.248	.249
			.343	**.343**	**150,000,000.00**	**149,847,200.00**	**99.873667**	**149,810,500.00**	**-36,700.00**	**.204**	**.205**
FHLB BONDS											
313382AX1	FHLB 4.9Yr	03/10/2023	2.125	2.716	11.750.000.00	11.432.397.50	100.389000	11.795.707.50	363.310.00	.924	.942
3130AK3T1	FHLB 4.25YrNc3MoA	12/09/2024	.500	.500	10.000.000.00	10.000.000.00	94.780000	9.478.000.00	-522.000.00	2.664	2.696
3130AKDH6	FHLB 2 Yr	10/21/2022	.125	.176	10.000.000.00	9.989.900.00	99.312000	9.931.200.00	-58.700.00	.555	.559

CUSIP	Description	Maturity Date	Coupon	Yield To Mat	Par Value	Book Value	Market Price	Market Value	Unrealized Gain/Loss	Modified Duration	Years To Maturity
3130AKKP0	FHLB 3YrNc1YrA	12/22/2023	.190	.235	15,000,000.00	14,979,900.00	96.991000	14,548,650.00	-431,250.00	1.720	1.729
3130AKL79	FHLB 3YrNc6MoB	12/28/2023	.250	.250	10,000,000.00	10,000,000.00	96.589000	9,658,900.00	-341,100.00	1.736	1.745
3130AKKF2	FHLB 3.25YrNc6MoA	03/28/2024	.270	.270	15,000,000.00	15,000,000.00	96.150000	14,422,500.00	-577,500.00	1.985	1.995
3130AKLB0	FHLB 3.5YrNc1YrB	06/28/2024	.260	.260	15,000,000.00	15,000,000.00	95.863000	14,379,450.00	-620,550.00	2.232	2.247
3130AKLB0	FHLB 3.5YrNc1YrB	06/28/2024	.260	.260	10,000,000.00	10,000,000.00	95.863000	9,586,300.00	-413,700.00	2.232	2.247
3130AKKF2	FHLB 3.25YrNc6MoA	03/28/2024	.270	.279	15,000,000.00	14,995,500.00	96.150000	14,422,500.00	-573,000.00	1.985	1.995
3130AL2G8	FHLB 5YrNc6MoQ	02/18/2026	.600	.615	5,000,000.00	4,996,250.00	93.304000	4,665,200.00	-331,050.00	3.827	3.890
3130ALBX1	FHLB 5YrNc1YrQ	02/23/2026	.580	.580	10,000,000.00	10,000,000.00	93.442000	9,344,200.00	-655,800.00	3.843	3.904
3130ALDX9	FHLB 4.25Yr1YrQ	05/23/2025	.500	.500	14,750,000.00	14,750,000.00	93.797000	13,835,057.50	-914,942.50	3.111	3.148
3130ALFN9	FHLB 4.5YrNc1YrQ	08/25/2025	.550	.550	5,000,000.00	5,000,000.00	93.601000	4,680,050.00	-319,950.00	3.362	3.405
3130AL6K5	FHLB 5YrNc1YrA	02/25/2026	.580	.580	6,000,000.00	6,000,000.00	93.456000	5,607,360.00	-392,640.00	3.849	3.910
3130ALEM2	FHLB 5YrNc3MoQ	02/25/2026	.790	.790	15,000,000.00	15,000,000.00	94.540000	14,181,000.00	-819,000.00	3.830	3.910
3130ALEM2	FHLB 5YrNc3MoQ	02/25/2026	.790	.790	10,000,000.00	10,000,000.00	94.540000	9,454,000.00	-546,000.00	3.830	3.910
3130ALF25	FHLB 3.75YrNc6MoB	11/26/2024	.400	.400	5,000,000.00	5,000,000.00	94.879000	4,743,950.00	-256,050.00	2.633	2.660
3130ALGR9	FHLB 5YrNc3MoQ	02/26/2026	.850	.850	10,000,000.00	10,000,000.00	94.358000	9,435,800.00	-564,200.00	3.828	3.912
3130ALEH3	FHLB 5YrNc1YrQ	03/16/2026	.700	.700	25,000,000.00	25,000,000.00	93.758000	23,439,500.00	-1,560,500.00	3.896	3.962
3130ALH56	FHLB 5YrNc1YrA	03/18/2026	.750	.750	10,000,000.00	10,000,000.00	93.747000	9,374,700.00	-625,300.00	3.897	3.967
3130ALHZ0	FHLB 4.25YrNc1YrQ	06/18/2025	.530	.530	10,000,000.00	10,000,000.00	93.814000	9,381,400.00	-618,600.00	3.178	3.219
3130ALH56	FHLB 5YrNc1YrA	03/18/2026	.750	.750	10,000,000.00	10,000,000.00	93.747000	9,374,700.00	-625,300.00	3.897	3.967
3130ALFW9	FHLB 5YrNc3MoQ	03/18/2026	.790	.790	15,000,000.00	15,000,000.00	93.837000	14,075,550.00	-924,450.00	3.894	3.967
3130ALHG2	FHLB 5YrNc1YrA	03/18/2026	.750	.750	10,000,000.00	10,000,000.00	93.747000	9,374,700.00	-625,300.00	3.897	3.967
3130ALGJ7	FHLB 5YrNc1MoM	03/23/2026	1.000	1.000	14,625,000.00	14,625,000.00	93.964000	13,742,235.00	-882,765.00	3.889	3.981
3130ALGJ7	FHLB 5YrNc1MoM	03/23/2026	1.000	1.000	9,750,000.00	9,750,000.00	93.964000	9,161,490.00	-588,510.00	3.889	3.981
3130ALGJ7	FHLB 5YrNc1MoM	03/23/2026	1.000	1.000	14,625,000.00	14,625,000.00	93.964000	13,742,235.00	-882,765.00	3.889	3.981
3130ALGJ7	FHLB 5YrNc1MoM	03/23/2026	1.000	1.015	8,921,250.00	8,914,559.06	93.964000	8,382,763.35	-531,795.71	3.889	3.981
3130ALGJ7	FHLB 5YrNc1MoM	03/23/2026	1.000	1.000	9,750,000.00	9,750,000.00	93.964000	9,161,490.00	-588,510.00	3.889	3.981
3130ALGJ7	FHLB 5YrNc1MoM	03/23/2026	1.000	1.000	19,500,000.00	19,500,000.00	93.964000	18,322,980.00	-1,177,020.00	3.889	3.981
3130ALGJ7	FHLB 5YrNc1MoM	03/23/2026	1.000	1.000	19,500,000.00	19,500,000.00	93.964000	18,322,980.00	-1,177,020.00	3.889	3.981
3130ALGJ7	FHLB 5YrNc1MoM	03/23/2026	1.000	1.000	9,750,000.00	9,750,000.00	93.964000	9,161,490.00	-588,510.00	3.889	3.981
3130ALN34	FHLB 4YrNc6MoB	03/24/2025	.700	.700	10,000,000.00	10,000,000.00	94.986000	9,498,600.00	-501,400.00	2.944	2.984
3130ALKF0	FHLB 4YrNc1YrB	03/25/2025	.625	.625	10,000,000.00	10,000,000.00	94.725000	9,472,500.00	-527,500.00	2.951	2.986
3130ALKF0	FHLB 4YrNc1YrB	03/25/2025	.625	.625	10,000,000.00	10,000,000.00	94.725000	9,472,500.00	-527,500.00	2.951	2.986
3130ALNK6	FHLB 4YrNc1YrB	03/25/2025	.625	.625	10,000,000.00	10,000,000.00	94.725000	9,472,500.00	-527,500.00	2.951	2.986
3130ALLP7	FHLB 4YrNc3MoB	03/17/2025	.650	.688	15,000,000.00	14,977,500.00	94.844000	14,226,600.00	-750,900.00	2.927	2.964
3130ALTH7	FHLB 3.5YrNc6MoQ	09/30/2024	.510	.510	25,000,000.00	25,000,000.00	95.054000	23,763,500.00	-1,236,500.00	2.481	2.504
3130ALU93	FHLB 4.25YrNc6MoQ	06/30/2025	.750	.750	10,000,000.00	10,000,000.00	94.561000	9,456,100.00	-543,900.00	3.199	3.252
3130ALTJ3	FHLB 3YrNC3MB	04/08/2024	.375	.375	10,000,000.00	10,000,000.00	96.555000	9,655,500.00	-344,500.00	2.006	2.025
3130ALWL4	FHLB 4YrNC6MoB	04/08/2025	.720	.720	15,000,000.00	15,000,000.00	95.021000	14,253,150.00	-746,850.00	2.971	3.025
3130ALLP7	FHLB 3.91YrNC2MoB	03/17/2025	.650	.702	25,000,000.00	24,950,000.00	94.844000	23,711,000.00	-1,239,000.00	2.927	2.964
3130ALKL7	FHLB 5YrNc1YrA	03/25/2026	.850	.850	10,000,000.00	10,000,000.00	94.097000	9,409,700.00	-590,300.00	3.915	3.986
3130AMKB7	FHLB 5YrNc6MoQ	05/26/2026	1.050	1.050	15,000,000.00	15,000,000.00	94.663000	14,199,450.00	-800,550.00	4.039	4.156
3130AMME9	FHLB 5YrNc6MoQ	05/26/2026	1.000	1.000	10,000,000.00	10,000,000.00	94.466000	9,446,600.00	-553,400.00	4.044	4.156
3130AMJN3	FHLB 5YrNc6MoQ	05/26/2026	1.030	1.030	5,000,000.00	5,000,000.00	94.594000	4,729,700.00	-270,300.00	4.041	4.156
3130AMMZ2	FHLB 5YrNC1YrB	06/10/2026	1.000	1.000	5,000,000.00	5,000,000.00	94.437000	4,721,850.00	-278,150.00	4.083	4.197
3130AMT69	FHLB 5YrNc1MoM	06/26/2026	1.070	1.070	10,000,000.00	10,000,000.00	94.622000	9,462,200.00	-537,800.00	4.140	4.241
3130AN3R9	FHLB 5YrNc1MoM	07/20/2026	1.130	1.130	10,000,000.00	10,000,000.00	94.859000	9,485,900.00	-514,100.00	4.196	4.307
3130ANBX7	FHLB 5YrNc3MOQ	07/22/2026	1.000	1.000	15,000,000.00	15,000,000.00	94.272000	14,140,800.00	-859,200.00	4.199	4.312
3130ANAJ9	FHLB 5YrNc3MoQ	07/27/2026	1.000	1.000	15,000,000.00	15,000,000.00	94.254000	14,138,100.00	-861,900.00	4.213	4.326
3130ANAJ9	FHLB 5YrNc3MoQ	07/27/2026	1.000	1.000	10,000,000.00	10,000,000.00	94.254000	9,425,400.00	-574,600.00	4.213	4.326
3130ANFD7	FHLB 5YrNc3MoA	08/05/2026	1.000	1.000	10,000,000.00	10,000,000.00	94.709000	9,470,900.00	-529,100.00	4.235	4.351
3130AMS52	FHLB 5YrNc1Mo	06/08/2026	1.000	1.000	15,000,000.00	15,000,000.00	94.451000	14,167,650.00	-832,350.00	4.095	4.192
3130ANE48	FHLB 5YrNC1MoM	08/17/2026	1.000	1.000	10,000,000.00	10,000,000.00	94.476000	9,447,600.00	-552,400.00	4.268	4.384
3130ANMH0	FHLB 5YrNC1MoM	08/20/2026	1.100	1.100	10,000,000.00	10,000,000.00	93.815000	9,381,500.00	-618,500.00	4.265	4.392
3130ANPF1	FHLB 5YrNc6MoQ	08/25/2026	1.000	1.000	10,000,000.00	10,000,000.00	94.209000	9,420,900.00	-579,100.00	4.290	4.405
3130AMWT5	FHLB 5YrNc1MoM	06/26/2026	1.050	1.050	15,000,000.00	15,000,000.00	94.554000	14,183,100.00	-816,900.00	4.141	4.241
3130ANSC5	FHLB 5YrNc3MoM	08/26/2026	1.000	1.000	15,000,000.00	15,000,000.00	94.709000	14,206,350.00	-793,650.00	4.293	4.408
3130ANTS9	FHLB 5YrNc3MoQ	08/26/2026	1.000	1.000	15,000,000.00	15,000,000.00	100.000000	15,000,000.00	0.00	4.293	4.408
3130AN3B4	FHLB 5YrNc1MoM	07/06/2026	1.020	1.020	15,000,000.00	15,000,000.00	94.412000	14,161,800.00	-838,200.00	4.168	4.268
3130ANRB8	FHLB 3.25YrNc3MoQ	12/17/2024	.550	.553	10,000,000.00	9,999,000.00	95.580000	9,558,000.00	-441,000.00	2.683	2.718
3130ANX88	FHLB 3YrNc3MoQ	09/27/2024	.500	.500	10,000,000.00	10,000,000.00	100.000000	10,000,000.00	0.00	2.470	2.496
3130AP5M3	FHLB 5YrNc1Mo	09/28/2026	1.040	1.040	15,000,000.00	15,000,000.00	100.000000	15,000,000.00	0.00	4.377	4.499
3130APAD7	FHLB 5YrNc1Mo	09/28/2026	1.040	1.040	15,000,000.00	15,000,000.00	100.000000	15,000,000.00	0.00	4.386	4.499
3130APBH7	FHLB 3YrNc3MoQ	09/30/2024	.570	.590	20,000,000.00	19,988,000.00	99.940000	19,988,000.00	0.00	2.479	2.504
3130ANYN4	FHLB 5YrNc3MoQ	09/30/2026	1.000	1.000	10,000,000.00	10,000,000.00	93.997000	9,399,700.00	-600,300.00	4.390	4.504
3130APWW1	FHLB 4.91YrNc2MoQ	11/24/2026	1.500	1.503	20,000,000.00	19,997,000.00	99.985000	19,997,000.00	0.00	4.450	4.655
3130AQF57	FHLB 2Yr	12/22/2023	.625	.736	25,000,000.00	24,945,000.00	97.267000	24,316,750.00	-628,250.00	1.709	1.729
3130AQF65	FHLB 5 Yr	12/21/2026	1.250	1.306	10,000,000.00	9,972,990.00	94.701000	9,470,100.00	-502,890.00	4.555	4.729
3130AQ6U2	FHLB 2.5YrNc1MoM	06/28/2024	1.000	1.000	25,000,000.00	25,000,000.00	100.000000	25,000,000.00	0.00	2.206	2.247
3130AQAY9	FHLB 5YrNc6MoQ	12/30/2026	1.500	1.500	25,000,000.00	25,000,000.00	100.000000	25,000,000.00	0.00	4.576	4.753
3130AQAQ6	FHLB 1.5YrNc3MoQ	06/30/2023	.500	.500	50,000,000.00	50,000,000.00	100.000000	50,000,000.00	0.00	1.246	1.249
3130AQ7C1	FHLB 1.5YrNc3MoQ	06/30/2023	.500	.500	50,000,000.00	50,000,000.00	100.000000	50,000,000.00	0.00	1.246	1.249
3130AQKM4	FHLB 5YrNc1MoM	01/28/2027	1.750	1.750	11,250,000.00	11,250,000.00	96.559000	10,862,887.50	-387,112.50	4.594	4.833
3130AKYH3	FHLB 5YrNc0MoQ	02/10/2027	.830	1.746	10,000,000.00	9,563,275.40	91.682000	9,168,200.00	-395,075.40	4.723	4.868
3130AQHS5	FHLB 4.9YrNc0MoM	01/28/2027	1.700	1.984	10,000,000.00	9,866,500.00	98.665000	9,866,500.00	0.00	4.592	4.833
3130ANMH0	FHLB 4.5YrNc0MoM	08/20/2026	1.100	1.668	10,000,000.00	9,755,200.00	93.815000	9,381,500.00	-373,700.00	4.252	4.392
3130AQHS5	FHLB 4.91YrNc1MoM	01/28/2027	1.700	2.086	20,000,000.00	19,640,000.00	98.200000	19,640,000.00	0.00	4.590	4.833
3130AQRQ8	FHLB 5YrNc3MoQ	02/25/2027	2.000	2.000	10,000,000.00	10,000,000.00	100.000000	10,000,000.00	0.00	4.637	4.910
3130AQRH8	FHLB 5YrNc3MoQ	02/25/2027	2.000	2.000	5,000,000.00	5,000,000.00	100.000000	5,000,000.00	0.00	4.637	4.910
3130AQRH8	FHLB 5YrNc3MoQ	02/25/2027	2.000	2.000	5,000,000.00	5,000,000.00	100.000000	5,000,000.00	0.00	4.637	4.910
3130ALED2	FHLB 4.91YrNc2MoQ	02/24/2027	1.020	2.053	15,000,000.00	14,275,500.00	92.533000	13,879,950.00	-395,550.00	4.732	4.907
3130ALCV4	FHLB 3.91YrNc2MoQ	02/24/2026	.750	2.112	25,000,000.00	23,715,250.00	92.748000	23,187,000.00	-528,250.00	3.803	3.907
3130AR4V0	FHLB 3YrNC1MoM	03/14/2025	2.150	2.150	5,000,000.00	5,000,000.00	99.156000	4,957,800.00	-42,200.00	2.844	2.956
3130AR6U0	FHLB 5YrNC1MoM	03/22/2027	2.500	2.500	5,000,000.00	5,000,000.00	98.322000	4,916,100.00	-83,900.00	4.648	4.978
3130AR7D7	FHLB 3YrNc1MoM	03/25/2025	2.050	2.050	5,000,000.00	5,000,000.00	100.000000	5,000,000.00	0.00	2.879	2.986
3130ARHG9	FHLB 1.916Yr	02/28/2024	2.125	2.186	7,000,000.00	6,992,020.00	99.742000	6,981,940.00	-10,080.00	1.867	1.915
3130ARFS5	FHLB 2YrNc3MoQ	03/28/2024	2.000	2.000	10,000,000.00	10,000,000.00	100.000000	10,000,000.00	0.00	1.943	1.995
3130ARHX2	FHLB5YrNo1MoM	03/25/2027	3.000	3.000	10,000,000.00	10,000,000.00	99.731000	9,973,100.00	-26,900.00	4.596	4.986
3130ARHX2	FHLB5YrNo1MoM	03/25/2027	3.000	3.000	10,000,000.00	10,000,000.00	99.731000	9,973,100.00	-26,900.00	4.596	4.986
3130ARHX2	FHLB5YrNo1MoM	03/25/2027	3.000	3.000	10,000,000.00	10,000,000.00	99.731000	9,973,100.00	-26,900.00	4.596	4.986
			.939	**1.016**	**1,207,171,250.00**	**1,203,445,741.96**	**96.196809**	**1,161,260,215.85**	**-42,185,526.11**	**3.327**	**3.416**
FFCB DISC NOTES											
313313WR5	FFCB DISC NOTE	05/11/2022	.070	.070	25,000,000.00	24,990,569.44	99.953000	24,988,250.00	-2,319.44	.112	.112
313313M70	FFCB DISC NOTE	11/01/2022	.400	.401	20,000,000.00	19,934,888.89	99.293000	19,858,600.00	-76,288.89	.586	.589
			.217	**.217**	**45,000,000.00**	**44,925,458.33**	**99.659667**	**44,846,850.00**	**-78,608.33**	**.322**	**.323**
FFCB BONDS											
3133EJKN8	FFCB 5Yr	04/11/2023	2.700	2.721	10,000,000.00	9,990,300.00	101.087000	10,108,700.00	118,400.00	.994	1.030
3133EJD48	FFCB 5Yr	10/02/2023	3.050	3.095	10,000,000.00	9,979,300.00	101.539000	10,153,900.00	174,600.00	1.436	1.507
3133EKP75	FFCB 4.9Yr	09/17/2024	1.600	1.672	6,128,000.00	6,107,471.20	98.319000	6,024,988.32	-82,482.88	2.402	2.468
3133EKQA7	FFCB 4.9Yr	09/10/2024	2.080	1.688	2,064,000.00	2,101,585.44	99.475000	2,053,164.00	-48,421.44	2.371	2.449
3133ELNJ9	FFCB 4YrNc2YrA	02/28/2024	1.550	1.550	5,000,000.00	5,000,000.00	98.641000	4,932,050.00	-67,950.00	1.879	1.915
3133ELH80	FFCB 5YrNc2YrA	06/10/2025	.680	.680	5,025,000.00	5,025,000.00	94.396000	4,743,399.00	-281,601.00	3.146	3.197
3133EL3E2	FFCB 3YrNc1YrA	08/10/2023	.320	.320	15,945,000.00	15,945,000.00	97.657000	15,571,408.65	-373,591.35	1.354	1.362
3133EL7E8	FFCB 2.5YrNc3MoA	03/15/2023	.220	.250	10,000,000.00	9,992,500.00	98.394000	9,839,400.00	-153,100.00	.954	.956
3133EMDM1	FFCB 3YrNC2YrA	10/20/2023	.270	.270	10,000,000.00	10,000,000.00	97.545000	9,754,500.00	-245,500.00	1.547	1.556
3133EMHL9	FFCB 3YrNc1YrA	11/30/2023	.310	.310	10,000,000.00	10,000,000.00	96.954000	9,695,400.00	-304,600.00	1.659	1.668
3133EMJQ6	FFCB 3YrNc2YrA	12/08/2023	.280	.264	9,931,000.00	9,935,667.57	96.800000	9,613,208.00	-322,459.57	1.680	1.690
3133EMKG6	FFCB 2.5YrNc6MoA	06/15/2023	.200	.200	15,000,000.00	15,000,000.00	98.007000	14,701,050.00	-298,950.00	1.203	1.208
3133EMKH4	FFCB 2YrNc1YrA	12/15/2022	.160	.160	10,000,000.00	10,000,000.00	99.003000	9,900,300.00	-99,700.00	.705	.710

CUSIP	Description	Maturity Date	Coupon	Yield To Mat	Par Value	Book Value	Market Price	Market Value	Unrealized Gain/Loss	Modified Duration	Years To Maturity
3133EMKH4	FFCB 2YrNc1YrA	12/15/2022	.160	.160	8,245,000.00	8,245,000.00	99.003000	8,162,797.35	-82,202.65	.705	.710
3133EMKW1	FFCB 3YrNc1YrA	12/21/2023	.210	.235	10,000,000.00	9,992,500.00	96.664000	9,666,400.00	-326,100.00	1.717	1.726
3133EMLE0	FFCB 2.75YrNc6MoA	09/22/2023	.190	.190	10,000,000.00	10,000,000.00	97.625000	9,762,500.00	-237,500.00	1.472	1.479
3133EMLP5	FFCB 4YrNc6MoA	12/23/2024	.320	.320	5,000,000.00	5,000,000.00	94.515000	4,725,750.00	-274,250.00	2.711	2.734
3133EMKW1	FFCB 3YrNC1YrA	12/21/2023	.210	.235	20,000,000.00	19,985,000.00	96.664000	19,332,800.00	-652,200.00	1.717	1.726
3133EMLP5	FFCB 4YrNc6MoA	12/23/2024	.320	.320	15,000,000.00	15,000,000.00	94.515000	14,177,250.00	-822,750.00	2.711	2.734
3133EMLR1	FFCB 5YrNc6MoA	12/23/2025	.500	.506	12,430,000.00	12,426,271.00	92.620000	11,512,666.00	-913,605.00	3.684	3.734
3130AKKF2	FFCB 3.25YrNc6MoA	03/28/2024	.270	.270	10,000,000.00	10,000,000.00	96.150000	9,615,000.00	-385,000.00	1.985	1.995
3133EMLP5	FFCB 4YrNc6MoA	12/23/2024	.320	.339	10,000,000.00	9,992,500.00	94.515000	9,451,500.00	-541,000.00	2.711	2.734
3133EMLF7	FFCB 1.75YrNc6MoA	09/22/2022	.120	.155	15,000,000.00	14,991,000.00	99.489000	14,923,350.00	-67,650.00	.479	.479
3133EMLT7	FFCB 3YrNC1YrA	12/28/2023	.210	.235	15,000,000.00	14,988,750.00	96.565000	14,484,750.00	-504,000.00	1.736	1.745
3133EMLT7	FFCB 3.9YrNc1.9YrA	12/28/2023	.210	.244	10,000,000.00	9,990,000.00	96.565000	9,656,500.00	-333,500.00	1.736	1.745
3133EMML3	FFCB 2Yr	01/12/2023	.120	.125	25,000,000.00	24,997,500.00	98.982000	24,745,500.00	-252,000.00	.780	.786
3133EMSC7	FFCB 4rNC1YrA	03/03/2025	.480	.480	5,000,000.00	5,000,000.00	94.305000	4,715,250.00	-284,750.00	2.897	2.926
3133EMSC7	FFCB 4YrNC1YrA	03/03/2025	.480	.512	10,000,000.00	9,987,500.00	94.305000	9,430,500.00	-557,000.00	2.897	2.926
3133EMTW2	FFCB 3Yr	03/18/2024	.300	.307	25,000,000.00	24,994,675.00	96.476000	24,119,000.00	-875,675.00	1.956	1.967
3133EMUP5	FHLB 4YrNc1YrA	04/01/2025	.710	.710	10,000,000.00	10,000,000.00	94.604000	9,460,400.00	-539,600.00	2.955	3.005
3133EMUP5	FFCB 4YrNc1YrA	04/01/2025	.710	.710	10,000,000.00	10,000,000.00	94.604000	9,460,400.00	-539,600.00	2.955	3.005
3133EMVD1	FFCB 3YrNC1YrA	04/05/2024	.330	.330	10,000,000.00	10,000,000.00	96.086000	9,608,600.00	-391,400.00	2.000	2.016
3133EMZJ4	FFCB 1Yr	05/17/2022	.060	.063	50,000,000.00	49,998,575.00	99.909000	49,954,500.00	-44,075.00	.129	.129
3133EMZS4	FFCB 5YrNc2YrA	05/18/2026	.900	.900	5,000,000.00	5,000,000.00	94.172000	4,708,600.00	-291,400.00	4.033	4.134
3133EMQ62	FFCB 5YrNc6MoA	07/13/2026	.990	.990	10,000,000.00	10,000,000.00	100.000000	10,000,000.00	0.00	4.175	4.288
3133EMQ62	FFCB 5YrNc6MoA	07/13/2026	.990	.990	10,000,000.00	10,000,000.00	100.000000	10,000,000.00	0.00	4.175	4.288
3133ENBK5	FFCB 4.9YrNC11YrA	10/20/2026	1.140	1.249	10,000,000.00	9,947,500.00	99.475000	9,947,500.00	0.00	4.399	4.559
3133ENBK5	FFCB 4.91YrNC11MOA	10/20/2026	1.140	1.340	10,000,000.00	9,905,000.00	99.050000	9,905,000.00	0.00	4.397	4.559
3133ENEM8	FFCB 5YrNC1YrA	11/23/2026	1.430	1.430	10,000,000.00	10,000,000.00	95.550000	9,555,000.00	-445,000.00	4.456	4.652
3133ENEW6	FFCB 1.5Yr	05/23/2023	.375	.457	50,000,000.00	49,939,500.00	99.879000	49,939,500.00	0.00	1.139	1.145
3133ENGN4	FFCB 3YrNc1YrA	12/09/2024	.970	.970	10,000,000.00	10,000,000.00	100.000000	10,000,000.00	0.00	2.640	2.696
3133ENKS8	FFCB 3Yr	01/06/2025	1.125	1.202	5,000,000.00	4,988,750.00	96.494000	4,824,700.00	-164,050.00	2.706	2.773
3133ENLZ1	FFCB 4.91YrNc11MoA	01/26/2027	1.780	1.860	10,000,000.00	9,962,090.00	99.620900	9,962,090.00	0.00	4.582	4.827
3133ENKG4	FFCB 4.9YrNc1.9YrA	01/11/2027	1.470	1.908	10,000,000.00	9,795,000.00	95.165000	9,516,500.00	-278,500.00	4.571	4.786
3133ENPY0	FFCB 3Yr	02/25/2025	1.750	1.764	5,000,000.00	4,998,000.00	99.960000	4,998,000.00	0.00	2.811	2.910
3133ENRR3	FFCB 2Yr	03/14/2024	1.625	1.764	20,000,000.00	19,945,600.00	99.021000	19,804,200.00	-141,400.00	1.912	1.956
			.607	**.644**	**569,768,000.00**	**569,147,535.21**	**97.797344**	**557,217,971.32**	**-11,929,563.89**	**1.950**	**1.989**
FMAC DISC NOTES											
31315LM62	FMARC7 M ZERO COUPON	10/31/2022	1.229	1.229	40,000,000.00	39,708,555.56	99.342000	39,736,800.00	28,244.44	.579	.586
			1.229	**1.229**	**40,000,000.00**	**39,708,555.56**	**99.342000**	**39,736,800.00**	**28,244.44**	**.579**	**.586**
FARMER MAC											
3132X03B5	FAMCA 4.9Yr	06/30/2023	2.850	2.964	10,000,000.00	9,947,900.00	101.090000	10,109,000.00	161,100.00	1.211	1.249
			2.850	**2.964**	**10,000,000.00**	**9,947,900.00**	**101.090000**	**10,109,000.00**	**161,100.00**	**1.211**	**1.249**
MUNI BONDS											
826239GH2	SIER JT COM GO	08/01/2024	.354	.354	720,000.00	720,000.00	100.000000	720,000.00	0.00	2.320	2.340
826239FY6	SIER JT COM GO	08/01/2024	.344	.344	500,000.00	500,000.00	100.000000	500,000.00	0.00	2.321	2.340
826239FX8	SIER JT COM GO	08/01/2023	.229	.229	260,000.00	260,000.00	100.000000	260,000.00	0.00	1.330	1.337
826239GF6	SIER JT COM GO	08/01/2022	.179	.179	205,000.00	205,000.00	100.000000	205,000.00	0.00	.336	.337
826239FW0	SIER JT COM GO	08/01/2022	.179	.179	260,000.00	260,000.00	100.000000	260,000.00	0.00	.336	.337
8014952N1	SANTA CLARA USD GO	07/01/2022	.160	.160	8,770,000.00	8,770,000.00	100.000000	8,770,000.00	0.00	.252	.252
8014952P6	SANTA CLARA USD GO	07/01/2023	.210	.210	2,870,000.00	2,870,000.00	100.000000	2,870,000.00	0.00	1.247	1.252
797508JS8	SAN DIEGUITO USD GO	08/01/2022	.175	.175	425,000.00	425,000.00	100.000000	425,000.00	0.00	.336	.337
797508JT6	SAN DIEGUITO USD GO	08/01/2023	.275	.275	425,000.00	425,000.00	100.000000	425,000.00	0.00	1.329	1.337
797508HV3	SAN DIEGUITO USD GO	08/01/2023	.275	.275	1,000,000.00	1,000,000.00	100.000000	1,000,000.00	0.00	1.329	1.337
797508HU5	SAN DIEGUITO USD GO	08/01/2022	.175	.175	1,000,000.00	1,000,000.00	100.000000	1,000,000.00	0.00	.336	.337
79773KGV0	CITY CNT SAN FRANSISCO GO	06/15/2022	.250	.141	29,250,000.00	29,277,495.00	100.094000	29,277,495.00	0.00	.208	.208
675383TG8	OCESCD UNS GO	08/01/2022	.290	.290	125,000.00	125,000.00	100.000000	125,000.00	0.00	.336	.337
93974ETF3	STATE OF WASHINGTON GO	08/01/2024	.470	.470	14,995,000.00	14,995,000.00	100.000000	14,995,000.00	0.00	2.317	2.340
923035BS7	VENTURA COUNTY TRAN	07/01/2022	.250	.140	30,000,000.00	30,027,900.00	100.093000	30,027,900.00	0.00	.252	.252
923035BS7	VENTURA COUNTY TRAN	07/01/2022	.250	.141	15,000,000.00	15,016,350.00	100.109000	15,016,350.00	0.00	.252	.252
923035BS7	VENTURA COUNTY TRAN	07/01/2022	.250	.131	35,000,000.00	35,041,650.00	100.119000	35,041,650.00	0.00	.252	.252
802498YW9	SANTA MONICA-MALIBU USD GO	08/01/2022	.142	.142	1,000,000.00	1,000,000.00	100.000000	1,000,000.00	0.00	.337	.337
802498YZ2	SANTA MONICA-MALIBU USD GO	08/01/2025	.669	.669	1,000,000.00	1,000,000.00	100.000000	1,000,000.00	0.00	3.289	3.340
802498YY5	SANTA MONICA-MALIBU USD GO	08/01/2024	.396	.396	1,000,000.00	1,000,000.00	100.000000	1,000,000.00	0.00	2.320	2.340
56781RKT3	MARIN CMNTY CLG GO	08/01/2025	.763	.763	1,065,000.00	1,065,000.00	100.000000	1,065,000.00	0.00	3.284	3.340
56781RKQ9	MARIN CMNTY CLG GO	08/01/2022	.176	.176	990,000.00	990,000.00	100.000000	990,000.00	0.00	.336	.337
799017XT0	SAN MATEO USD GO	09/01/2023	.256	.256	500,000.00	500,000.00	100.000000	500,000.00	0.00	1.413	1.422
799017XS2	SAN MATEO USD GO	09/01/2022	.166	.166	500,000.00	500,000.00	100.000000	500,000.00	0.00	.421	.422
419792A55	HAWAII STATE	10/01/2022	.247	.247	10,000,000.00	10,000,000.00	100.000000	10,000,000.00	0.00	.502	.504
419792A63	HAWAII STATE	10/01/2023	.422	.422	10,000,000.00	10,000,000.00	100.000000	10,000,000.00	0.00	1.494	1.504
419792A71	HAWAII STATE	10/01/2024	.713	.713	10,000,000.00	10,000,000.00	100.000000	10,000,000.00	0.00	2.468	2.507
419792A89	HAWAII STATE	10/01/2025	2.750	1.033	12,775,000.00	13,625,815.00	106.660000	13,625,815.00	0.00	3.311	3.507
419792C95	HAWAII STATE	10/01/2022	.247	.247	2,305,000.00	2,305,000.00	100.000000	2,305,000.00	0.00	.502	.504
419792D29	HAWAII STATE	10/01/2023	.422	.422	3,260,000.00	3,260,000.00	100.000000	3,260,000.00	0.00	1.494	1.504
419792D37	HAWAII STATE	10/01/2024	.713	.713	2,500,000.00	2,500,000.00	100.000000	2,500,000.00	0.00	2.468	2.507
419792D45	HAWAII STATE	10/01/2025	1.033	1.033	3,660,000.00	3,660,000.00	100.000000	3,660,000.00	0.00	3.415	3.507
419792F68	HAWAII STATE	08/01/2022	.247	.247	10,000,000.00	10,000,000.00	100.000000	10,000,000.00	0.00	.336	.337
419792F76	HAWAII STATE	08/01/2023	.422	.422	15,000,000.00	15,000,000.00	100.000000	15,000,000.00	0.00	1.328	1.337
419792F84	HAWAII STATE	08/01/2024	.713	.713	9,000,000.00	9,000,000.00	100.000000	9,000,000.00	0.00	2.310	2.340
419792F92	HAWAII STATE	08/01/2025	1.033	1.033	6,250,000.00	6,250,000.00	100.000000	6,250,000.00	0.00	3.269	3.340
074437HB3	BEAUMONT USD GO	08/01/2025	1.109	1.109	500,000.00	500,000.00	100.000000	500,000.00	0.00	3.266	3.340
074437GY4	BEAUMONT USD GO	08/01/2022	.277	.277	225,000.00	225,000.00	100.000000	225,000.00	0.00	.336	.337
074437HA5	BEAUMONT USD GO	08/01/2024	.690	.690	275,000.00	275,000.00	100.000000	275,000.00	0.00	2.311	2.340
7994082B4	SAN RAMON VLY USD GO	08/01/2022	.202	.202	1,000,000.00	1,000,000.00	100.000000	1,000,000.00	0.00	.336	.337
7994082E8	SAN RAMON VLY USD GO	08/01/2025	.967	.967	4,505,000.00	4,505,000.00	100.000000	4,505,000.00	0.00	3.275	3.340
882724XK8	TEXTAS STATE G.O.	10/01/2024	.794	.794	5,810,000.00	5,810,000.00	100.000000	5,810,000.00	0.00	2.466	2.507
882724XJ1	TEXTAS STATE G.O.	10/01/2023	.508	.508	4,745,000.00	4,745,000.00	100.000000	4,745,000.00	0.00	1.492	1.504
190335LK3	COAST CA CMNTY CLG DIST	08/01/2022	.523	.523	225,000.00	225,000.00	100.000000	225,000.00	0.00	.336	.337
987388GS8	YOSEMITE CALIF CMNTY COLLEGE GO	08/01/2022	.790	.790	300,000.00	300,000.00	100.000000	300,000.00	0.00	.335	.337
987388GT6	YOSEMITE CALIF CMNTY COLLEGE GO	08/01/2023	1.140	1.140	750,000.00	750,000.00	100.000000	750,000.00	0.00	1.317	1.337
987388GU3	YOSEMITE CALIF CMNTY COLLEGE GO	08/01/2024	1.440	1.440	700,000.00	700,000.00	100.000000	700,000.00	0.00	2.281	2.340
757710UR7	REDONDO BEACH USD GO	08/01/2022	1.219	1.219	260,000.00	260,000.00	100.000000	260,000.00	0.00	.335	.337
757710UQ9	REDONDO BEACH USD GO	08/01/2022	.869	.869	265,000.00	265,000.00	100.000000	265,000.00	0.00	.335	.337
757710US5	REDONDO BEACH USD GO	08/01/2024	1.569	1.569	500,000.00	500,000.00	100.000000	500,000.00	0.00	2.280	2.340
			.512	**.384**	**261,670,000.00**	**262,634,210.00**	**100.368483**	**262,634,210.00**	**0.00**	**1.162**	**1.184**
COMM PAPER											
46640QD81	JP MORGAN	04/08/2022	.170	.170	35,000,000.00	34,955,705.56	99.997472	34,999,115.28	43,409.72	.022	.022
02314QEC9	AMAZON	05/12/2022	.080	.080	10,000,000.00	9,996,444.44	99.985194	9,998,519.44	2,075.00	.115	.115
02314QEJ4	AMAZON	05/18/2022	.080	.080	25.000.000.00	24.990.944.44	99.983028	24.995.756.94	4.812.50	.131	.132
7426M3E96	PEFCO	05/09/2022	.120	.120	25.000.000.00	24.987.333.33	99.986278	24.996.569.44	9.236.11	.107	.107
7426M5E67	PEFCO	05/06/2022	.120	.120	25.000.000.00	24.987.666.67	99.987361	24.996.840.28	9.173.61	.098	.099
7426M3EC9	PEFCO	05/12/2022	.130	.130	25.000.000.00	24.986.458.33	99.985194	24.996.298.61	9.840.28	.115	.115
47816GEH8	JOHNSON & JOHNSON	05/17/2022	.100	.100	47.000.000.00	46.980.286.11	99.983389	46.992.192.78	11.906.67	.129	.129
47816GEG0	JOHNSON & JOHNSON	05/16/2022	.100	.100	47.000.000.00	46.980.416.67	99.983750	46.992.362.50	11.945.83	.126	.126
47816GEH8	JOHNSON & JOHNSON	05/17/2022	.100	.100	48.000.000.00	47.979.866.67	99.983389	47.992.026.67	12.160.00	.129	.129
02314QE54	AMAZON	05/05/2022	.250	.250	38.550.000.00	38.525.370.83	99.987722	38.545.266.92	19.896.09	.096	.096
02314QE54	AMAZON	05/05/2022	.250	.250	26.350.000.00	26.333.531.25	99.987722	26.346.764.81	13.233.56	.096	.096
63763QE29	NATL SEC CLEARING CORP	05/02/2022	.370	.370	20.000.000.00	19.984.583.33	99.988806	19.997.761.11	13.177.78	.087	.088
46640QHF1	JP MORGAN	08/15/2022	.820	.823	50.000.000.00	49.795.000.00	99.769556	49.884.777.78	89.777.78	.372	.375

CUSIP	Description	Maturity Date	Coupon	Yield To Mat	Par Value	Book Value	Market Price	Market Value	Unrealized Gain/Loss	Modified Duration	Years To Maturity
46640QKH3	JP MORGAN	10/17/2022	1.000	1.007	50.000.000.00	49.663.888.89	99.546722	49.773.361.11	109.472.22	.542	.548
7426M5GE8	PEFCO	07/14/2022	.630	.632	25.000.000.00	24.935.687.50	99.858444	24.964.611.11	28.923.61	.286	.288
46640QJG7	JP MORGAN	09/16/2022	.915	.915	50.000.000.00	49.733.319.44	99.715333	49.857.666.67	124.347.23	.459	.463
63763QF93	NATL SEC CLEARING CORP	06/09/2022	.500	.501	20,000,000.00	19,972,222.22	99.948250	19,989,650.00	17,427.78	.191	.192
63763QF10	NATL SEC CLEARING CORP	06/01/2022	.500	.501	50.000.000.00	49.936.111.11	99.954250	49.977.125.00	41.013.89	.169	.170
63763QKX4	NATL SEC CLEARING CORP	10/31/2022	.900	.906	40.000.000.00	39.757.000.00	99.514833	39.805.933.33	48.933.33	.581	.586
02314QKB4	AMAZON	10/11/2022	1.026	1.026	50.000.000.00	49.705.333.33	99.560389	49.780.194.44	74.861.11	.526	.532
7426M3FF1	PEFCO	06/15/2022	.600	.601	25,000,000.00	24,962,500.00	99.943750	24,985,937.50	23,437.50	.207	.208
02314QK57	AMAZON	10/05/2022	1.020	1.026	40,000,000.00	39,772,200.00	99.574056	39,829,622.22	57,422.22	.509	.515
77119MEG8	ROCHE HOLDINGS	05/16/2022	.380	.380	16,415,000.00	16,405,470.18	99.983750	16,412,332.56	6,862.38	.125	.126
02314QFH7	AMAZON	06/17/2022	.600	.601	50,000,000.00	49,927,500.00	99.942250	49,971,125.00	43,625.00	.212	.214
77119MEG8	ROCHE HOLDINGS	05/16/2022	.380	.380	30.000.000.00	29.982.583.33	99.983750	29.995.125.00	12.541.67	.125	.126
02314QKB4	AMAZON	10/11/2022	1.130	1.137	50.000.000.00	49.681.402.78	99.560389	49.780.194.44	98.791.66	.525	.532
46640QE23	JP MORGAN	05/02/2022	.500	.500	40.000.000.00	39.977.222.22	99.988806	39.995.522.22	18.300.00	.087	.088
77119MEG8	ROCHE HOLDINGS	05/16/2022	.380	.380	50,000,000.00	49,972,027.78	99.983750	49,991,875.00	19,847.22	.125	.126
77119MEH6	ROCHE HOLDINGS	05/17/2022	.380	.380	30.000.000.00	29.982.900.00	99.983389	29.995.016.67	12.116.67	.128	.129
93114FDJ0	WAL-MART STORES INC	04/18/2022	.350	.350	37,000,000.00	36,991,006.94	99.993861	36,997,728.61	6,721.67	.049	.049
77119MEJ2	ROCHE HOLDINGS	05/18/2022	.380	.380	40,000,000.00	39,978,466.67	99.983028	39,993,211.11	14,744.44	.131	.132
77119ME94	ROCHE HOLDINGS	05/09/2022	.330	.330	20,000,000.00	19,992,300.00	99.986278	19,997,255.56	4,955.56	.106	.107
77119MEL7	ROCHE HOLDINGS	05/20/2022	.380	.380	40,000,000.00	39,977,622.22	99.982306	39,992,922.22	15,300.00	.136	.137
03785EFD1	APPLE	06/13/2022	.500	.501	100,000,000.00	99,893,055.56	99.945250	99,945,250.00	52,194.44	.202	.203
77119MEL7	ROCHE HOLDINGS	05/20/2022	.380	.380	40,000,000.00	39,978,044.44	99.982306	39,992,922.22	14,877.78	.136	.137
7426M5NP5	PEFCO CP	01/23/2023	1.440	1.457	25,000,000.00	24,701,000.00	98.812000	24,703,000.00	2,000.00	.804	.816
02314QHN2	AMAZON	08/22/2022	.980	.984	30,000,000.00	29,881,583.33	99.757694	29,927,308.33	45,725.00	.390	.395
77119MEX1	ROCHE HOLDINGS	05/31/2022	.400	.400	40,000,000.00	39,972,888.89	99.955000	39,982,000.00	9,111.11	.166	.167
77119MEX1	ROCHE HOLDINGS	05/31/2022	.400	.400	40,000,000.00	39,972,888.89	99.955000	39,982,000.00	9,111.11	.166	.167
93114FE26	WAL-MART STORES INC	05/02/2022	.360	.360	100,000,000.00	99,968,000.00	99.988806	99,988,805.56	20,805.56	.087	.088
			.509	**.510**	**1,550,315,000.00**	**1,547,157,833.35**	**99.872732**	**1,548,341,948.44**	**1,184,115.09**	**.227**	**.229**
CDS											
21684XVQ6	RABO BANK YCD	11/21/2022	1.720	1.720	30,000,000.00	30,000,000.00	100.000000	30,000,000.00	0.00	.633	.644
			1.720	**1.720**	**30,000,000.00**	**30,000,000.00**	**100.000000**	**30,000,000.00**	**0.00**	**.633**	**.644**
NCDS											
78012UQ73	ROYAL BANK OF CANADA	04/18/2022	.150	.150	50,000,000.00	50,000,000.00	100.000000	50,000,000.00	0.00	.049	.049
78012UR80	ROYAL BANK OF CANADA	05/06/2022	.160	.160	45,000,000.00	45,000,000.00	100.000000	45,000,000.00	0.00	.098	.099
89114WEK7	TD YCD	05/16/2022	.170	.170	55,000,000.00	55,000,000.00	100.000000	55,000,000.00	0.00	.126	.126
21684XQS8	RABOBANK YCD	05/10/2022	.200	.160	30,000,000.00	30,008,603.09	100.028677	30,008,603.09	0.00	.109	.110
06417MNJ0	BANK OF NOVA SCOTIA	04/07/2022	.230	.160	2,200,000.00	2,200,963.86	100.043812	2,200,963.86	0.00	.019	.019
78012UU29	ROYAL BANK OF CANADA	05/16/2022	.160	.160	25,000,000.00	25,000,000.00	100.000000	25,000,000.00	0.00	.126	.126
89114WG41	TORONTO DOMINION	06/13/2022	.150	.150	30,000,000.00	30,000,000.00	100.000000	30,000,000.00	0.00	.202	.203
06367CM53	BMO YCD	06/23/2022	.150	.150	55,000,000.00	55,000,000.00	100.000000	55,000,000.00	0.00	.230	.230
06367CME4	BMO YCD	05/05/2022	.160	.160	50,000,000.00	50,000,000.00	100.000000	50,000,000.00	0.00	.096	.096
89114WHT5	TORONTO DOMINION	07/08/2022	.200	.200	45,000,000.00	45,000,000.00	100.000000	45,000,000.00	0.00	.271	.271
06417MRX5	BANK OF NOVA SCOTIA	07/08/2022	.380	.380	50,000,000.00	50,000,000.00	100.000000	50,000,000.00	0.00	.269	.271
06367CMV6	BANK OF MONTREAL YCD	07/18/2022	.210	.210	25,000,000.00	25,000,000.00	100.000000	25,000,000.00	0.00	.298	.299
06417MNM3	BANK OF NOVA SCOTIA	04/13/2022	.220	.170	8,200,000.00	8,201,926.72	100.023497	8,201,926.72	0.00	.036	.036
89114WJP1	TORONTO DOMINION YCD	10/27/2022	.300	.300	45,000,000.00	45,000,000.00	100.000000	45,000,000.00	0.00	.573	.575
89114WKA2	TORONTO DOMINION	11/03/2022	.310	.310	55,000,000.00	55,000,000.00	100.000000	55,000,000.00	0.00	.592	.595
89114WKC8	TORONTO DOMINION	09/29/2022	.280	.280	55,000,000.00	55,000,000.00	100.000000	55,000,000.00	0.00	.497	.499
06417MSB2	BANK OF NOVA SCOTIA	05/16/2022	.360	.360	50,000,000.00	50,000,000.00	100.000000	50,000,000.00	0.00	.125	.126
86959RUS7	SVENSKA HANDEL	05/12/2022	.205	.200	50,000,000.00	50,001,235.00	100.002470	50,001,235.00	0.00	.115	.115
86959RUX6	Svenska Handelsbanken YCD	08/12/2022	.280	.280	50,000,000.00	50,000,000.00	100.000000	50,000,000.00	0.00	.366	.367
21684XUA2	RABOBANK YCD	07/14/2022	.240	.240	50,000,000.00	50,000,000.00	100.000000	50,000,000.00	0.00	.287	.288
21684XUB0	RABOBANK YCD	08/12/2022	.270	.270	50,000,000.00	50,000,000.00	100.000000	50,000,000.00	0.00	.366	.367
78012UZ57	ROYAL BANK OF CANADA YCD	11/17/2022	.380	.380	50,000,000.00	50,000,000.00	100.000000	50,000,000.00	0.00	.630	.633
78012UZ40	ROYAL BANK OF CANADA YCD	10/18/2022	.340	.340	50,000,000.00	50,000,000.00	100.000000	50,000,000.00	0.00	.548	.551
65558UJZ6	NORDEA BK YCD	08/19/2022	.330	.330	50,000,000.00	50,000,000.00	100.000000	50,000,000.00	0.00	.385	.386
89114WMP7	TORONTO DOMINION YCD	11/10/2022	.430	.430	75,000,000.00	75,000,000.00	100.000000	75,000,000.00	0.00	.611	.614
78012U2K0	ROYAL BANK OF CANADA YCD	11/08/2022	.450	.450	75,000,000.00	75,000,000.00	100.000000	75,000,000.00	0.00	.605	.608
06367CPR2	BANK OF MONTREAL YCD	09/02/2022	.410	.410	30,000,000.00	30,000,000.00	100.000000	30,000,000.00	0.00	.423	.425
21684XUJ3	RABO BANK YCD	09/06/2022	.380	.380	30,000,000.00	30,000,000.00	100.000000	30,000,000.00	0.00	.434	.436
86959RVT4	SVENSKA HANDEL	09/02/2022	.310	.300	60,000,000.00	60,004,423.53	100.007373	60,004,423.53	0.00	.423	.425
89114WMR3	TORONTO DOMINION	09/06/2022	.370	.370	20,000,000.00	20,000,000.00	100.000000	20,000,000.00	0.00	.434	.436
78012U2M6	ROYAL BANK OF CANADA	09/09/2022	.360	.360	25,000,000.00	25,000,000.00	100.000000	25,000,000.00	0.00	.442	.444
89114WNE1	TORONTO DOMINION	11/21/2022	.430	.430	30,000,000.00	30,000,000.00	100.000000	30,000,000.00	0.00	.641	.644
78012U2T1	ROYAL BANK OF CANADA	11/21/2022	.500	.500	25,000,000.00	25,000,000.00	100.000000	25,000,000.00	0.00	.640	.644
06367CQX8	BANK OF MONTREAL YCD	09/16/2022	.380	.380	15,000,000.00	15,000,000.00	100.000000	15,000,000.00	0.00	.461	.463
89114WNL5	TORONTO DOMINION YCD	11/22/2022	.440	.440	15,000,000.00	15,000,000.00	100.000000	15,000,000.00	0.00	.643	.647
65558UKN1	NORDEA BK YCD	07/05/2022	.320	.320	50,000,000.00	50,000,000.00	100.000000	50,000,000.00	0.00	.262	.263
65558UKR2	NORDEA BK YCD	06/02/2022	.290	.290	50,000,000.00	50,000,000.00	100.000000	50,000,000.00	0.00	.172	.173
23344NPE0	DNB BANK NY	07/01/2022	.290	.290	50,000,000.00	50,000,000.00	100.000000	50,000,000.00	0.00	.252	.252
23344NPF7	DNB BANK NY	09/01/2022	.360	.360	50,000,000.00	50,000,000.00	100.000000	50,000,000.00	0.00	.420	.422
23344NPG5	DNB BANK NY	09/30/2022	.400	.400	50,000,000.00	50,000,000.00	100.000000	50,000,000.00	0.00	.499	.501
23344NPM2	DNB BANK NY	04/05/2022	.140	.140	50,000,000.00	50,000,000.00	100.000000	50,000,000.00	0.00	.014	.014
65558UKX9	NORDEA BK	04/05/2022	.150	.150	55,000,000.00	55,000,000.00	100.000000	55,000,000.00	0.00	.014	.014
23344NPS9	DNB BANK NY	04/06/2022	.140	.140	50,000,000.00	50,000,000.00	100.000000	50,000,000.00	0.00	.016	.016
89114WPN9	TORONTO DOMINION	01/20/2023	.800	.800	20,000,000.00	20,000,000.00	100.000000	20,000,000.00	0.00	.801	.808
78012U3E3	ROYAL BANK OF CANADA	01/24/2023	.800	.800	25,000,000.00	25,000,000.00	100.000000	25,000,000.00	0.00	.812	.819
89114WPS8	TORONTO DOMINION	01/25/2023	.810	.810	25,000,000.00	25,000,000.00	100.000000	25,000,000.00	0.00	.815	.822
06417MVW2	BANK OF NOVA SCOTIA	09/22/2022	.440	.440	50,000,000.00	50,000,000.00	100.000000	50,000,000.00	0.00	.475	.479
06367CSD0	BANK OF MONTREAL YCD	08/26/2022	.700	.700	30,000,000.00	30,000,000.00	100.000000	30,000,000.00	0.00	.404	.405
06417MVY8	BANK OF NOVA SCOTIA	09/01/2022	.750	.750	50,000,000.00	50,000,000.00	100.000000	50,000,000.00	0.00	.420	.422
06367CTF4	BANK OF MONTREAL	06/14/2022	.780	.780	20,000,000.00	20,000,000.00	100.000000	20,000,000.00	0.00	.205	.205
78012U4P7	ROYAL BANK OF CANADA YCD	01/23/2023	1.800	1.800	25,000,000.00	25,000,000.00	100.000000	25,000,000.00	0.00	.801	.816
06367CTG2	BANK OF MONTREAL	06/16/2022	.850	.850	50,000,000.00	50,000,000.00	100.000000	50,000,000.00	0.00	.210	.211
78012U4T9	ROYAL BANK OF CANADA YCD	01/25/2023	1.870	1.870	35,000,000.00	35,000,000.00	100.000000	35,000,000.00	0.00	.806	.822
06367CTN7	BANK OF MONTREAL YCD	11/30/2022	1.640	1.640	50,000,000.00	50,000,000.00	100.000000	50,000,000.00	0.00	.657	.668
78012U4U6	ROYAL BANK OF CANADA	01/03/2023	1.830	1.830	25,000,000.00	25,000,000.00	100.000000	25,000,000.00	0.00	.747	.762
			.428	**.427**	**2,235,400,000.00**	**2,235,417,152.20**	**100.000767**	**2,235,417,152.20**	**0.00**	**.370**	**.373**
IBRD DISC NOTES											
459053WW0	IBRD5 M ZERO	05/16/2022	.090	.090	50,000,000.00	49,980,000.00	99.948000	49,974,000.00	-6,000.00	.126	.126
459053WD2	IBRD4 M ZERO	04/29/2022	.090	.090	25,000,000.00	24,991,687.50	99.987000	24,996,750.00	5,062.50	.079	.079
459053D92	IBRD8 M ZERO	08/31/2022	.160	.160	25,000,000.00	24,971,444.44	99.618000	24,904,500.00	-66,944.44	.418	.419
459053WW0	IBRD3 M ZERO	05/16/2022	.240	.240	50,000,000.00	49,966,000.00	99.948000	49,974,000.00	8,000.00	.126	.126
			.152	**.152**	**150,000,000.00**	**149,909,131.94**	**99.899500**	**149,849,250.00**	**-59,881.94**	**.167**	**.167**
IFC BONDS											
45950VPQ3	IFC3.5Yr	08/22/2024	.250	.273	25,000,000.00	24,980,250.00	94.771000	23,692,750.00	-1,287,500.00	2.382	2.397
45950VQG4	IFC 3Yr	09/23/2024	.440	.484	25,000,000.00	24,967,250.00	99.869000	24,967,250.00	0.00	2.461	2.485
45950VQL3	IFC 3Yr	10/29/2024	.680	.719	25,000,000.00	24,971,175.00	99.884700	24,971,175.00	0.00	2.543	2.584
45950VQZ2	IFC 2Yr	01/19/2024	.790	.829	25,000,000.00	24,980,825.00	97.884000	24,471,000.00	-509,825.00	1.781	1.805
45950VRA6	IFC 3Yr	01/21/2025	1.040	1.099	25,000,000.00	24,956,750.00	99.827000	24,956,750.00	0.00	2.752	2.814
			.640	**.684**	**125,000,000.00**	**124,856,250.00**	**98.447140**	**123,058,925.00**	**-1,797,325.00**	**2.386**	**2.420**
	Total Fund		**.542**	**.558**	**11,375,848,477.09**	**11,359,758,397.80**	**98.673509**	**11,224,948,921.05**	**-134,809,476.75**	**1.154**	**1.176**
Grand Total			**.542**	**.558**	**11,375,848,477.09**	**11,359,758,397.80**	**98.673509**	**11,224,948,921.05**	**-134,809,476.75**	**1.154**	**1.176**

The Mission Inn, Downtown Riverside. Digital Image. *The Mission Inn*. http://www.missioninn.com/about-en.html.

COUNTY OF RIVERSIDE
TREASURER-TAX COLLECTOR
CAPITAL MARKETS

COUNTY ADMINISTRATIVE CENTER
4080 LEMON STREET,
4TH FLOOR,
RIVERSIDE, CA 92502-2205

WWW.COUNTYTREASURER.ORG

AGENDA ITEM 6F

RIVERSIDE COUNTY TRANSPORTATION COMMISSION	
DATE:	May 23, 2022
TO:	Budget and Implementation Committee
FROM:	Ariel Alcon Tapia, Senior Management Analyst
THROUGH:	David Knudsen, Interim External Affairs Director
SUBJECT:	Quarterly Public Engagement Metrics Report, January – March 2022

STAFF RECOMMENDATION:

This item is for the Committee to:

1) Receive and file Quarterly Public Engagement Metrics Report for January – March 2022; and
2) Forward to the Commission for final action.

BACKGROUND INFORMATION:

External Affairs staff continues to monitor and measure the Commission's digital public engagement progress. The Quarterly Public Engagement Metrics Report is a data-driven approach to monitoring the Commission's progress toward public engagement goals, analyzing the effectiveness of its efforts, and providing transparency into how the Commission uses resources to engage with the public. This report covers the first quarter of 2022, from January to March.

This report highlights public engagement activity and includes a summary graphic. The metrics showed positive engagement results across platforms and overall positive sentiment. During this quarter, digital advertising increased compared to the previous quarter, which affected engagement, especially on the 91 Corridor Operations Project.

This quarter's report includes six sets of data:

1) Metrics for RCTC's overall public engagement activities, including overall public sentiment on social media; social media followers, engagement, and reach; email notifications; website use and access; and website top pages visited.
2) Metrics for the Route 60 Truck Lanes Project including email activity, website sessions, and social media.
3) Metrics for the I-15 Railroad Canyon Interchange Project including email activity, website sessions, text messages, and social media.
4) Metrics for the I-215 Placentia Avenue Interchange Project including email activity, website sessions, and social media.

5) Metrics for the 91 Corridor Operations Project including email activity, website sessions, and social media. This will be the final public engagement report for this project due to its opening in January 2022.
6) Metrics for RCTC's 15/91 Express Lanes Connector Project including email activity, text messages, website sessions, and social media.

RCTC Overall Public Engagement

1) Social Media

a. Overall, public sentiment was positive with spikes related to the I-15 Railroad Canyon Interchange, opening of the new lane for the 91 Corridor Operations Project, work on the 15/91 Express Lanes Connector, and various support pages. Significant increases in engagement can be attributed to a combination of paid digital advertising and coverage regarding closures and the 91 COP westbound 91 lane opening. Social media channels also experienced increased engagement with other agencies. Caltrans (District 8 and headquarters) and the California Highway Patrol shared and liked posts while the County of Riverside, Riverside County cities, and business organizations also liked/shared posts from @theRCTC.

b. **Facebook**: Followers continue to steadily increase. Specifically, this past quarter, followers grew by 1% from 10,010 to 10,110. The page had 12,796 forms of engagement, such as likes, comments and shares, a 625% increase from last quarter's 1,766 forms of engagement. The page reached 1,298,810 unique users for the quarter, a large increase of 1,475% from last quarter's 82,461. Several paid reach and engagement campaigns likely led to these large increases as well as high quality posts.

c. **Twitter**: The page showed a 2% increase in followers, from 1,386 to 1,408. Engagement increased 141%, from 793 to 1,912. Impressions increased by 135% from 29,596 to 69,810.

d. **Instagram**: Followers grew significantly by 18%, from 1,081 to 1,273. Engagement increased 251%, from 626 forms of engagement to 2,200. This quarter's reach was 694,742 unique users, a 1,566% increase from last quarter's 41,709. Paid ad campaigns, Instagram Collaborative stories, and more videos likely contributed to these large increases.

2) The Point E-Newsletter: RCTC continues to produce content for its online blog, *The Point*, and distributes this information and other news via email to subscribers. Subscribers increased 6% from 4,328 to 4,602. Approximately 39% of the e-newsletter subscribers opened *The Point,* a 5% increase from the previous quarter (October – December 2021 – was 34%), and 5% clicked on links to learn more.

3) Website

a. For the quarter, there were website 49,599 visits, a 51.8% increase from last quarter's 32,671 visits. There also were 35,428 unique users, an increase of 48.3% compared to the previous quarter's 23,896 unique users.

b. Most visitors (41.9%) reached the website directly (keying in rctc.org), while 31% accessed the website with a search engine. Others accessed via social media (20.5%) and website referrals (6.3%). Significantly more users visited the website via social media links, compared to the previous quarter. This may be due to increased social media posts and ads.

c. Website access via desktop versus mobile devices changed significantly from the last quarter. Visits were 30% via desktop and 70% via mobile device. During the fourth quarter of 2021, 48% used desktop, compared to 52% mobile, to access the website.

d. The homepage continues to be the most frequently visited page, followed by the 15/91 Express Lanes Connector Project page, Employment page, and the Route 60 Truck Lanes page.

Route 60 Truck Lanes Construction Public Engagement

1) ***Emails:*** Total email sign-ups grew to 379 since the start of the project. This is a 9.2% increase over the 347 sign-ups received through the end of last quarter. There also have been a total of 245 email inquiries, a 2.9% increase over the 238 inquiries through the end of last quarter.
2) ***Website:*** Total website visits grew to 25,898, a 10.4% increase from the 23,464 visits through the end of 2021.
3) ***Social Media:*** The project's Facebook, Twitter, and Instagram accounts all showed slight increases. The Facebook page grew by 68 from 1,041 to 1,109 likes, a 6.5% increase. Twitter followers increased from 115 to 129, an increase of 12.2%. Instagram followers grew 6.3% from 396 to 421.

I-15 Railroad Canyon Interchange Public Engagement

1) ***Emails and Texts:*** Total email sign-ups since the project began grew by 16 for a total of 307, an increase of 5.5%. A total of 605 have people registered to receive texts since project inception, an increase of 14 or 2.4% from the 591 recorded at the end of last quarter. There were 11 email inquiries for a total of 47 since the project started.
2) ***Website:*** Website visits since project inception grew to 15,401, a 12.2% climb from the 13,723 visits through the end of last quarter.
3) ***Social Media:*** The project's social media accounts all showed gains. The Facebook page grew significantly from 1,052 likes to 1,267 likes last quarter, a 20.4% increase. Twitter grew by 8.5% from 47 to 51 followers. Instagram followers increased 14.9% from 536 to 616. These increases likely are due to added public interest in on-ramp closures and the pending opening of the interchange this spring.

I-215 Placentia Interchange Public Engagement

1) ***Emails:*** Total email sign-ups since the start of the project grew to 1,273. This is a 19.3% increase over the 1,067 sign-ups received through the end of last quarter and may

be due in part to heightened interest in the Mid County Parkway Project as a whole. There also have been a total 34 email inquiries, an increase of 47.8% over the 23 inquires through the end of last quarter.

2) ***Website:*** Visits to the rctc.org/placentia webpage grew to 4,446, a 16.7% increase from the 3,811 visits through the end of last quarter.
3) ***Social Media:*** This project does not have designated social media accounts. RCTC's social media accounts, @theRCTC, are being used for this project. Total social media post engagements totaled 3,514 for this quarter, a 3.7% increase from the 3,390 engagements through the end of the previous quarter.

91 Corridor Operations Project Public Engagement

The 91 Corridor Operations Project opened the new westbound 91 lane from Green River Road to the 241 in January 2022. This will be the final public engagement report for this project.

1) ***Emails:*** Email sign-ups during the last quarter totaled 2,474. This is a decrease of 1%. Seventeen email inquiries were received by the project team since the start of the project.
2) ***Website:*** Visits to the rctc.org/91cop webpage grew to 3,271 from the 2,204 visits from the last quarter, a 48.4% increase. Significant increases can be attributed to the full westbound 91 closure in early January, scheduled lane closures, and the opening of the new lane.
3) ***Social Media:*** This project does not have designated social media accounts. The RCTC social media accounts, @theRCTC, were used for this project. Social media post engagements totaled 2,312 for this quarter, a 217.6% increase from the 728 through the end of last quarter.

15/91 Express Lanes Connector Project Public Engagement

1) ***Emails:*** Email sign-ups during the last quarter totaled 2,538, an increase of 2%. The project team received 18 email inquiries to date. Fluctuations in email signups are attributed to email bounce-back removals and other email list maintenance.
2) ***Texts:*** A total of 230 people have registered to receive texts, a 32.9% increase over the 173 sign-ups through the end of last quarter.
3) ***Website:*** Visits to the rctc.org/15-91connector webpage grew 41.1% during the quarter, from 12,418 visits last quarter to 17,526 visits this quarter. A weekend full closure of westbound 91 in late January likely contributed to this increase.
4) ***Social Media:*** The Facebook page likes increased to 3,006 compared to 2,736 last quarter, a 9.9% increase. Twitter grew by 5.3% from 323 to 340 followers. Instagram followers increased 10.4% from 689 to 761 followers.

FISCAL IMPACT:

This is an informational item. There is no fiscal impact.

Attachments:

1) RCTC Overall Public Engagement Metrics
2) State Route 60 Truck Lanes Construction Public Engagement Metrics
3) I-15 Railroad Canyon Interchange Construction Public Engagement Metrics
4) I-215 Placentia Interchange Construction Public Engagement Metrics
5) 91 Corridor Operations Project Construction Public Engagement Metrics
6) 15/91 Express Lanes Connector Construction Public Engagement Metrics

Public Engagement Metrics: Q1

Jan - Mar 2022

Overall Social Media Sentiment

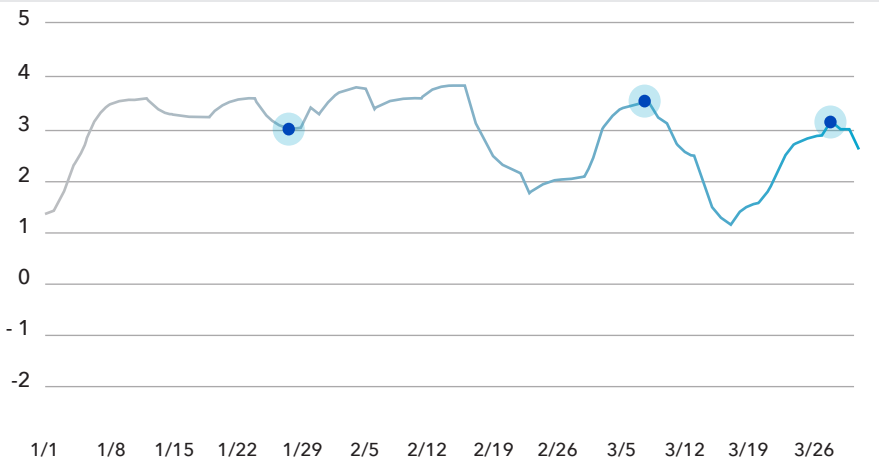

1/28 (+) Sentiment and engagement spike due to boosted posts about I-15 Railroad Canyon, the 91 COP, and Route 60 Truck Lanes construction closures

3/8 (+) Rail safety organic and paid outreach generated an engagement spike

3/26 (+) I-15 Interim Corridor Operations Project boosted post resulted in increased reach

Eblasts

+6%

Subscribers
4,602

Average Open
39%

Average Click
5%

Web

49,599 Number of Sessions **+51.8%**

35,428 Number of Unique Users **+48.3%**

Top Channels

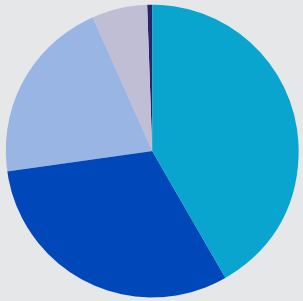

- Direct (41.9%)
- Organic (31%)
- Social (20.5%)
- Referral (6.3%)
- Email (0.3%)

Differences
Organic website referrals decreased, and social media website referrals increased.

Top Pages Visited

*Homepage is **#1** most visited page*

2	15-91 Express Lanes Connector Project
3	Employment
4	Route 60 Truck Lanes

Desktop vs Mobile Users

Social Media

Facebook

Followers 10,110 **+1%**

Engagement* 12,796 **+625%**

Reach* 1,298,810 **+1,475%**

Twitter

Followers 1,408 **+2%**

Engagement 1,912 **+141%**

Impressions 69,810 **+136%**

Instagram

Followers 1,273 **+18%**

Engagement 2,200 **+251%**

Reach* 694,742 **+1,566%**

*Significant reach and engagement is attributed to paid digital advertising.

State Route 60 TRUCK LANES

State Route 60 Truck Lanes Project
Quarterly "At-a-Glance" Metrics Report

Jan - Mar 2022

Email & Text Sign-Ups

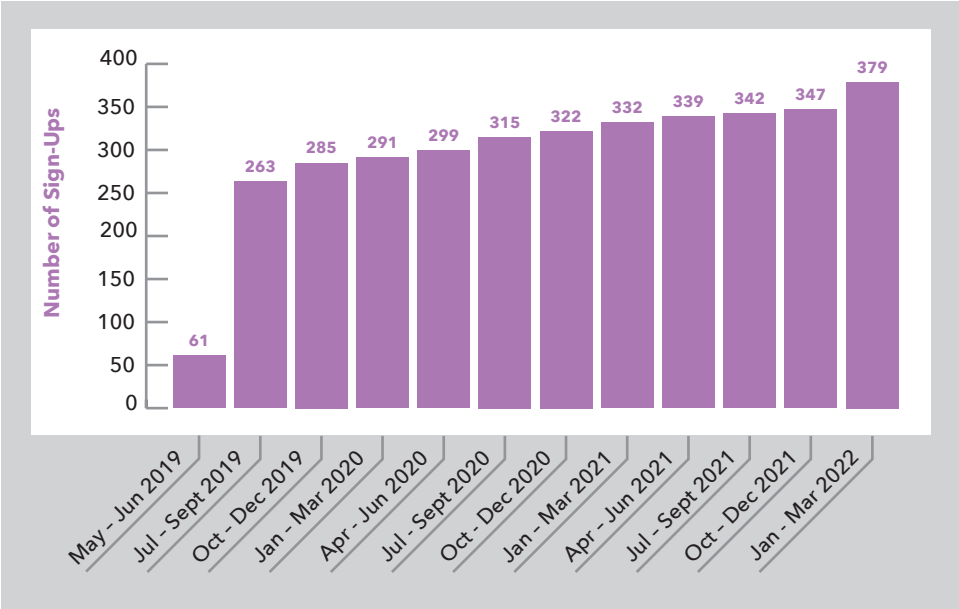

Emails to Project Team

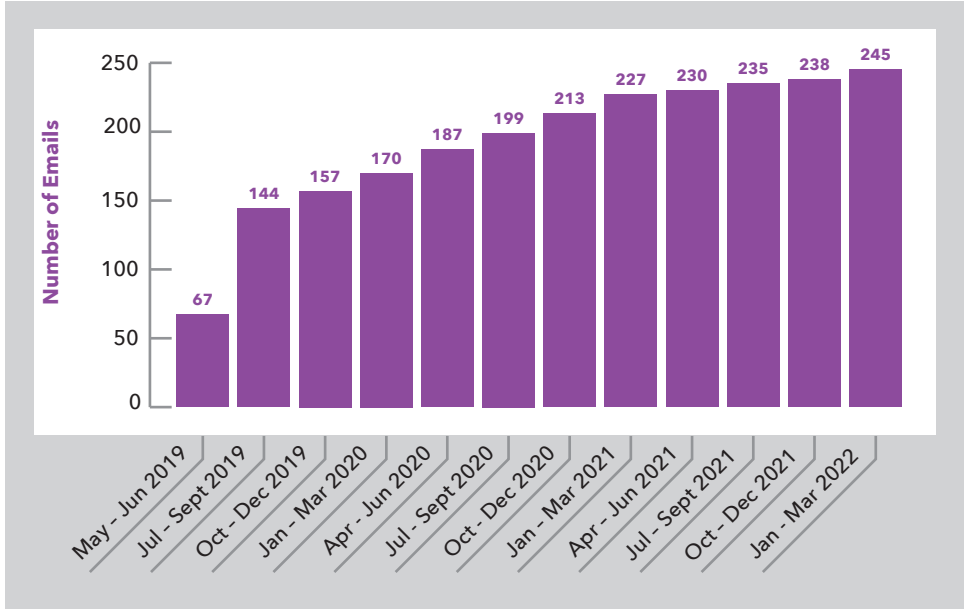

Website Sessions

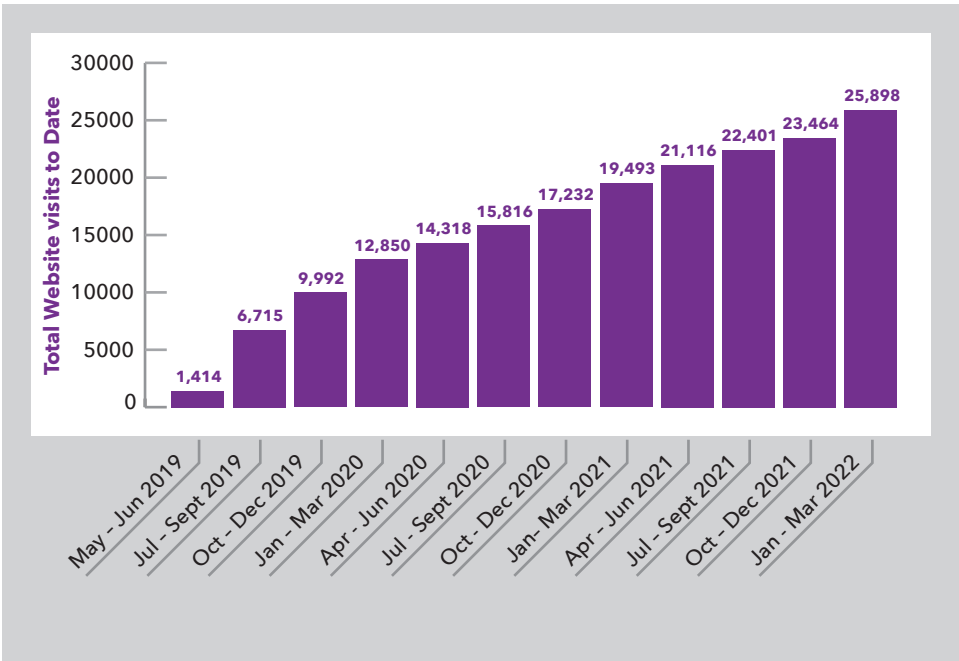

Social Media Likes/Follows

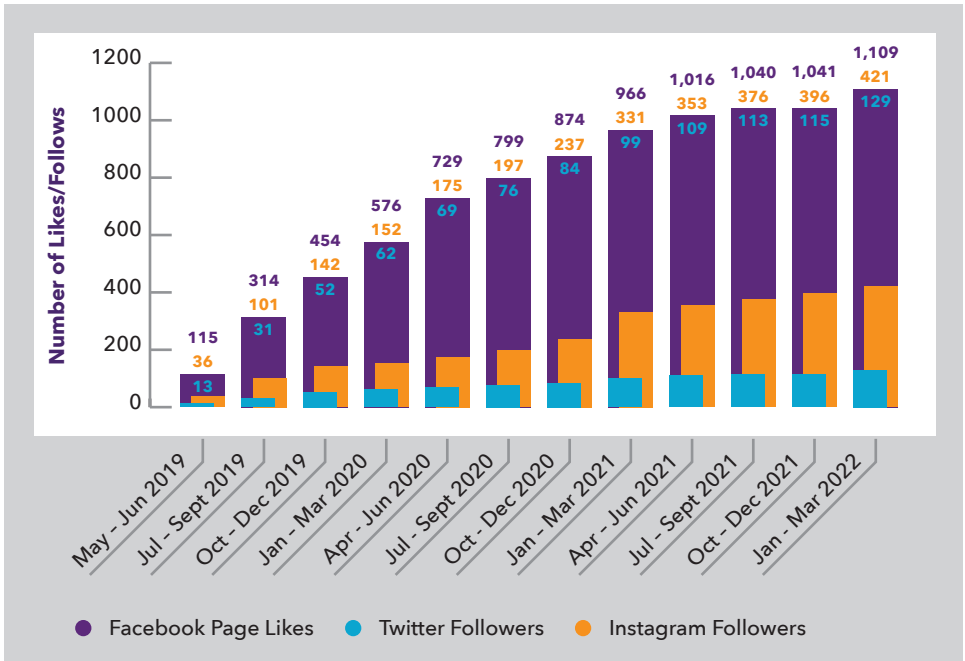

Interstate 15 RAILROAD CANYON INTERCHANGE

I-15 Railroad Canyon Road Interchange Project
Quarterly "At-a-Glance" Metrics Report

Jan - Mar 2022

Email & Text Sign-Ups

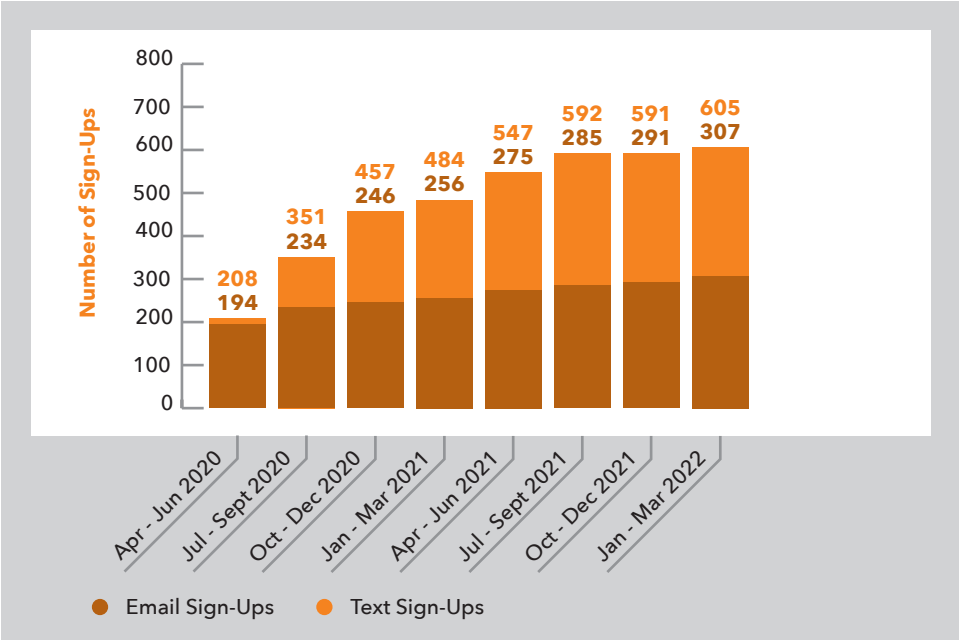

Emails to Project Team

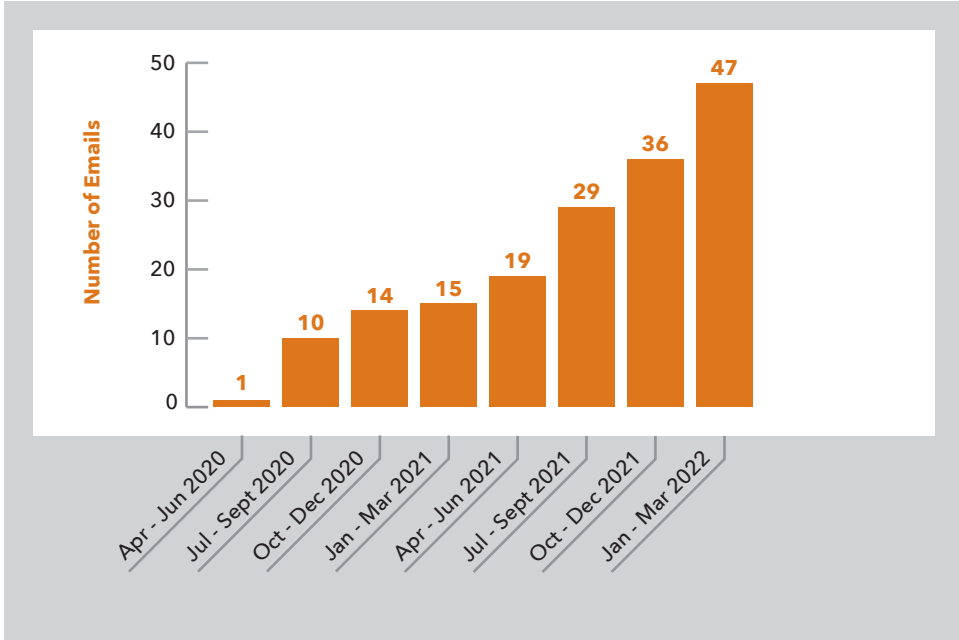

Website Sessions

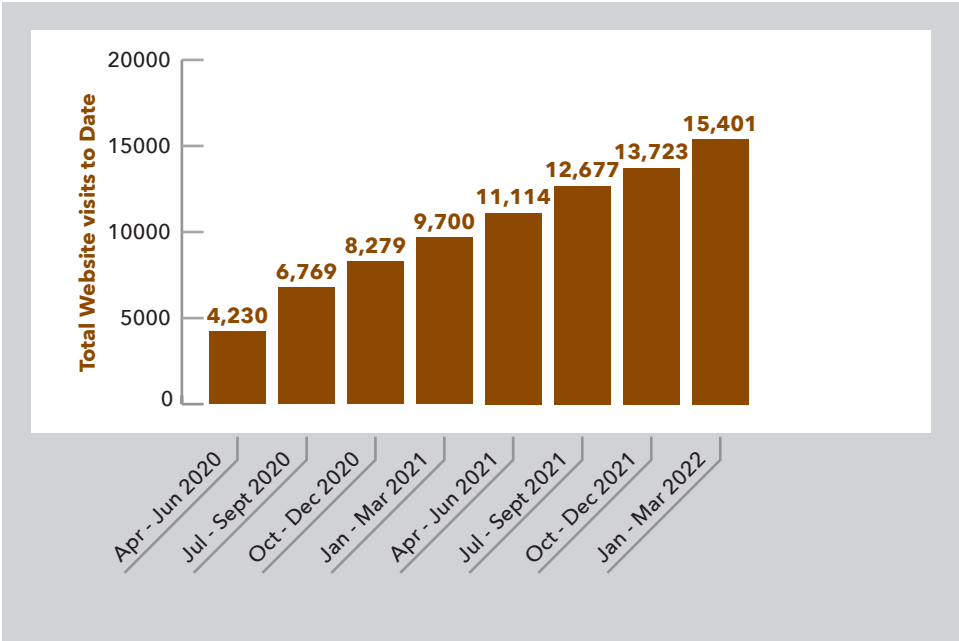

Social Media Likes/Follows

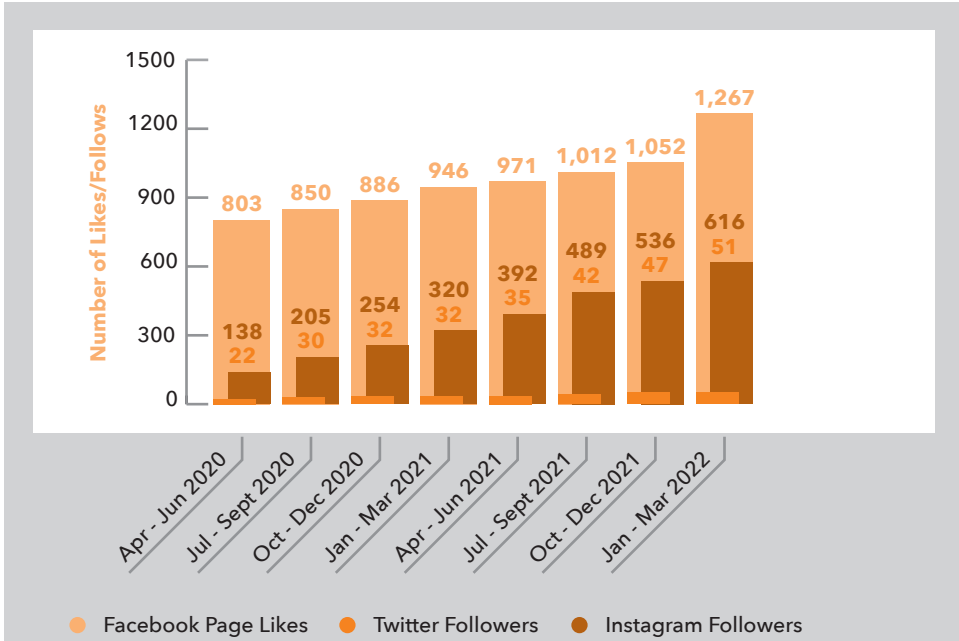

Mid County Parkway PLACENTIA INTERCHANGE

I-215 Placentia Interchange Project
Quarterly "At-a-Glance" Metrics Report

Jan - Mar 2022

Email Sign-Ups

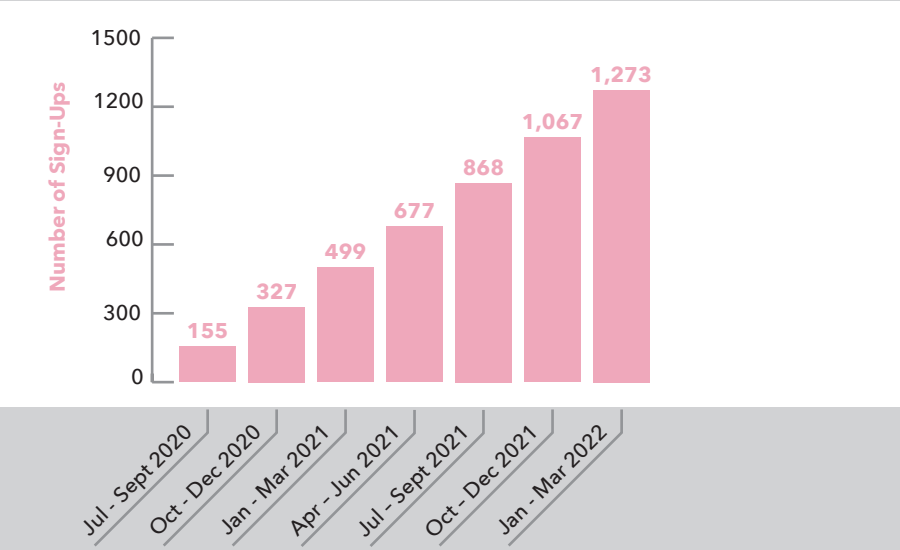

Emails to Project Team

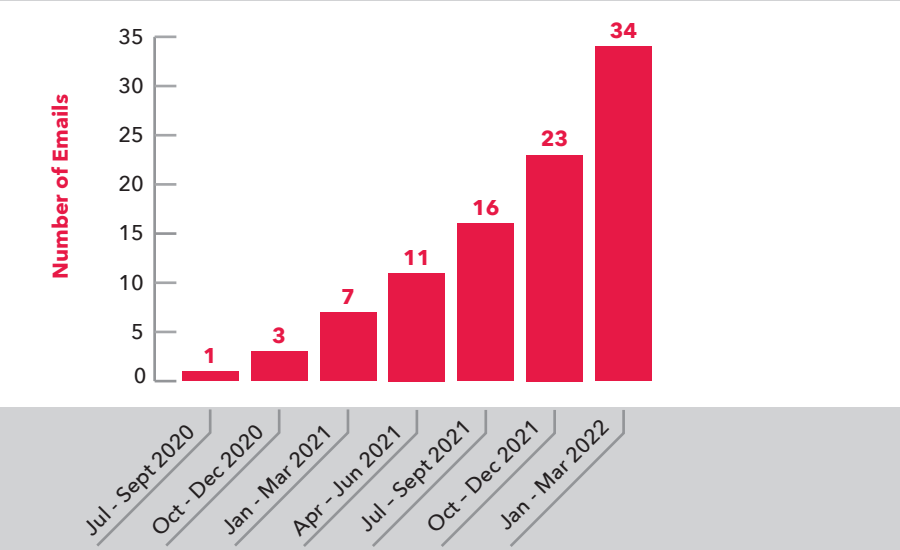

Website Sessions

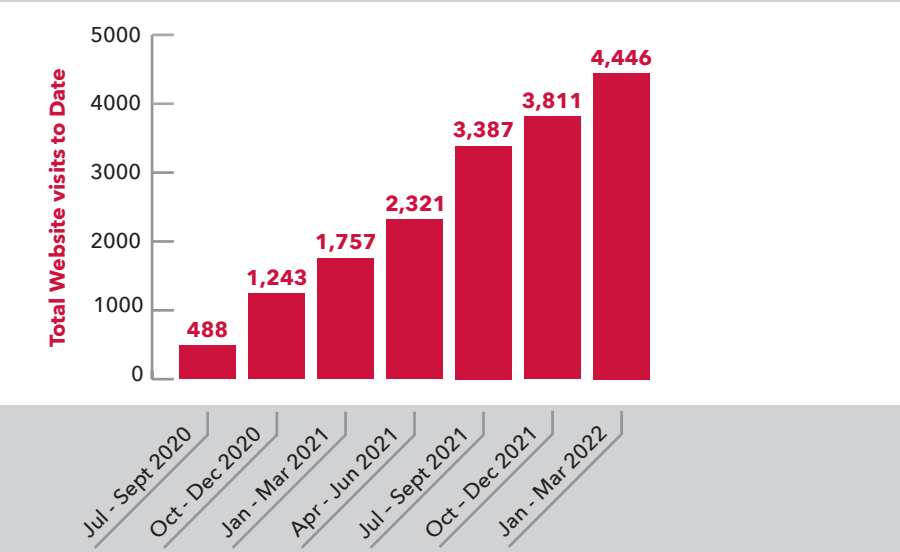

Social Media Post Engagements

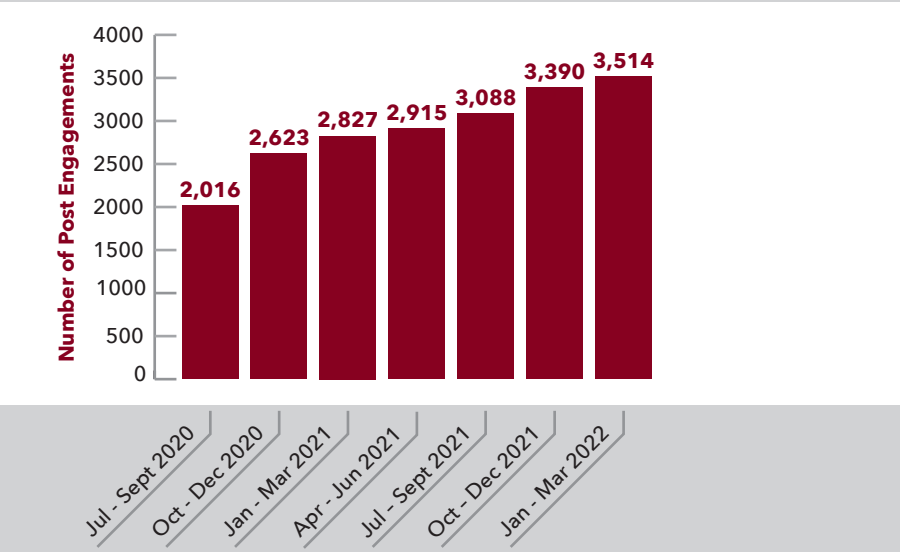

State Route 91 CORRIDOR OPERATIONS PROJECT

State Route 91 Corridor Operations Project
Quarterly "At-a-Glance" Metrics Report

Jan - Mar 2022

Email Sign-Ups

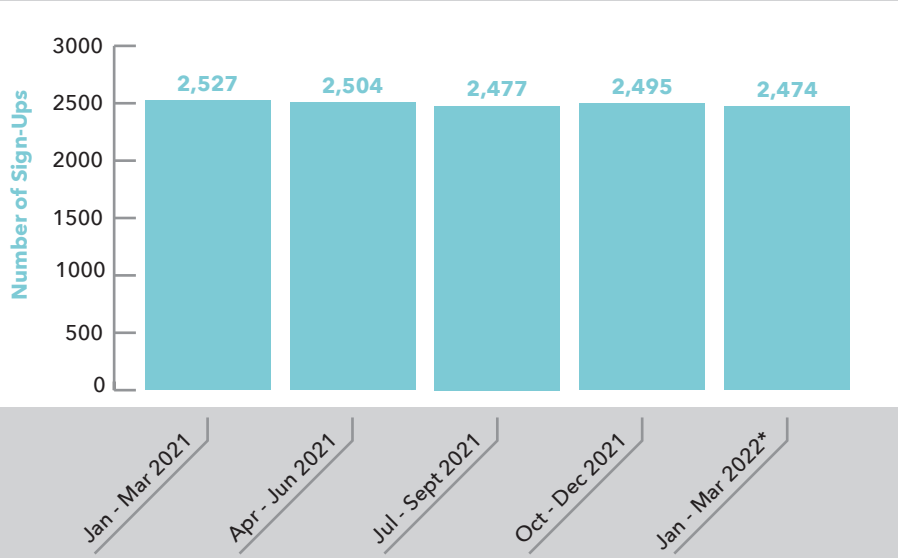

*Project reached completion

Emails to Project Team

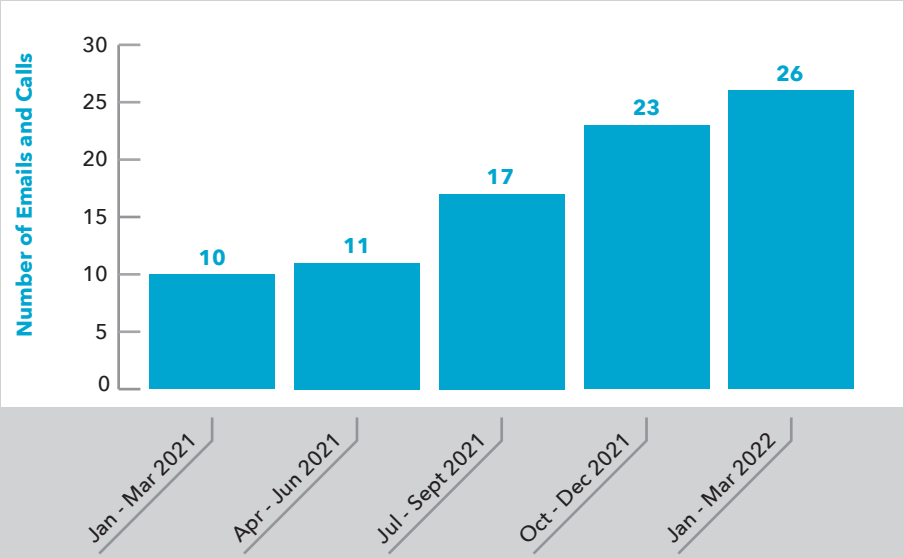

Website Sessions

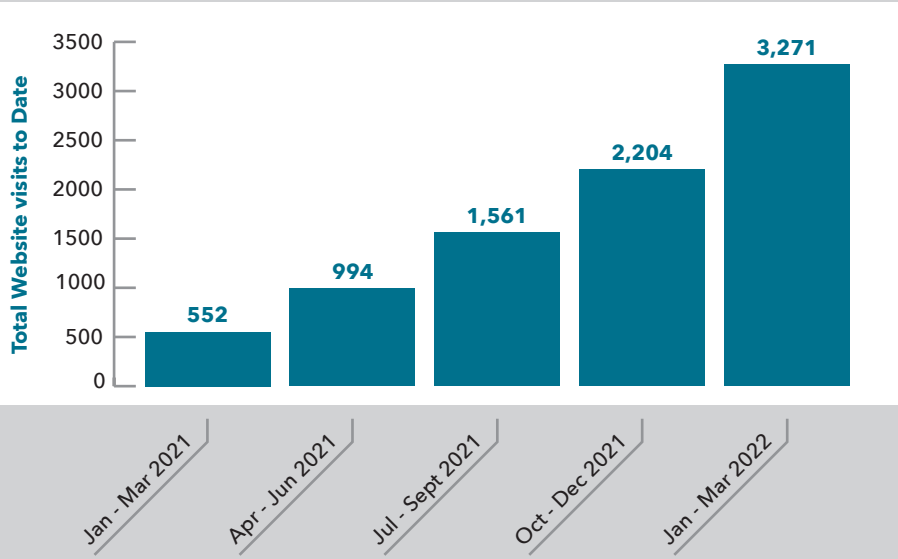

Social Media Post Engagements

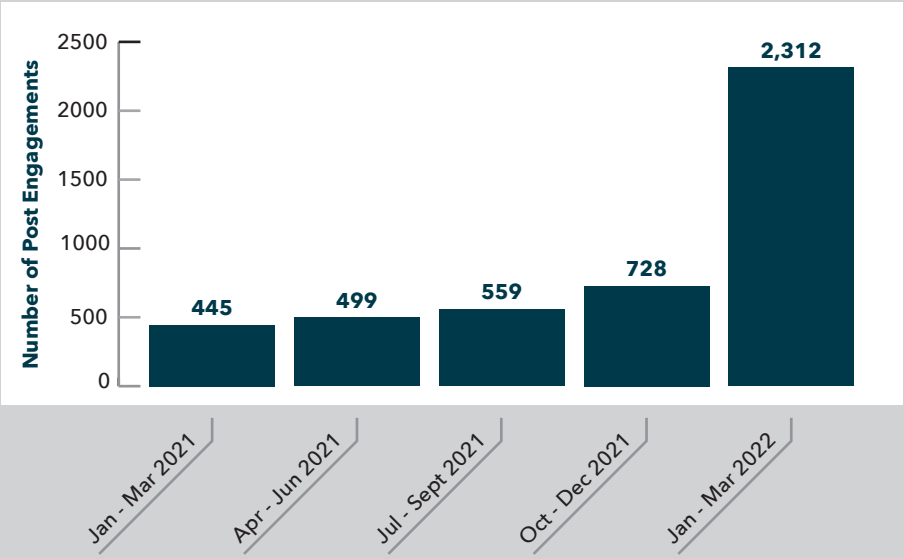

RCTC 15/91 EXPRESS LANES CONNECTOR

15/91 Express Lanes Connector Project
Quarterly "At-a-Glance" Metrics Report

Jan - Mar 2022

Email & Text Alert Sign-Ups

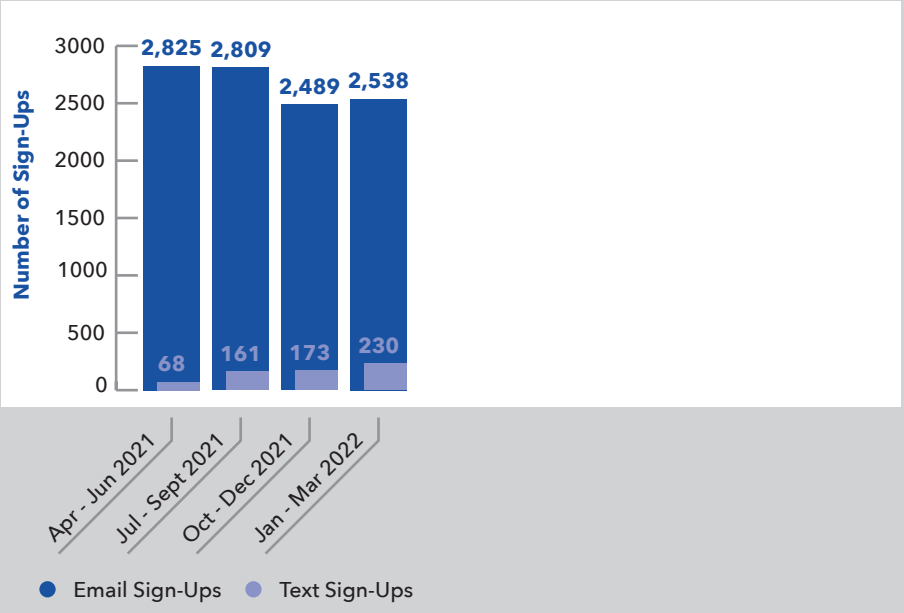

Emails to Project Team

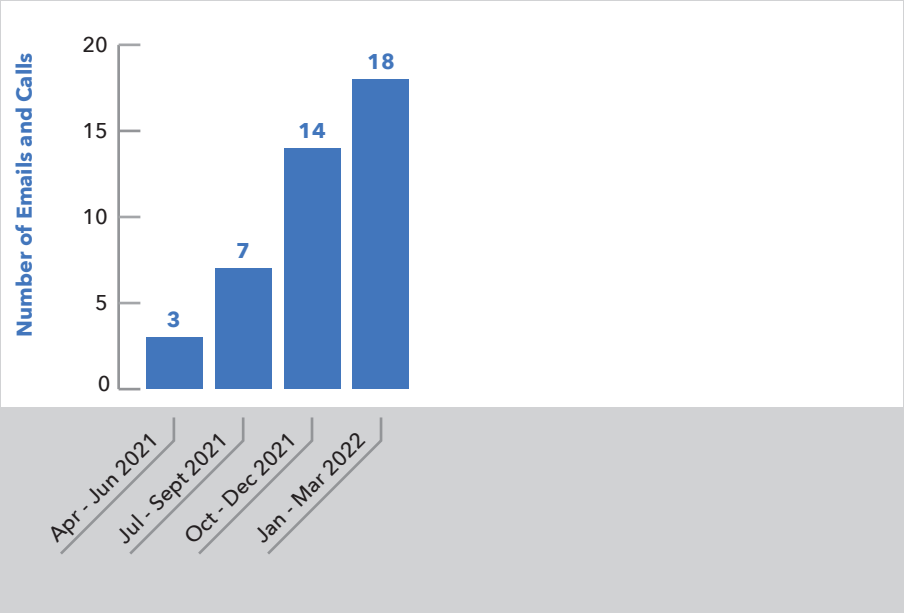

Website Sessions

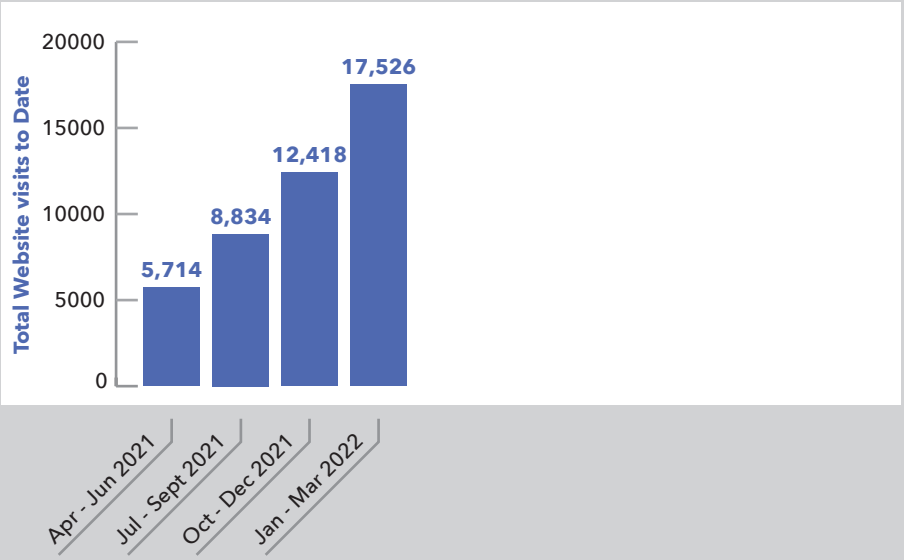

Social Media Followers

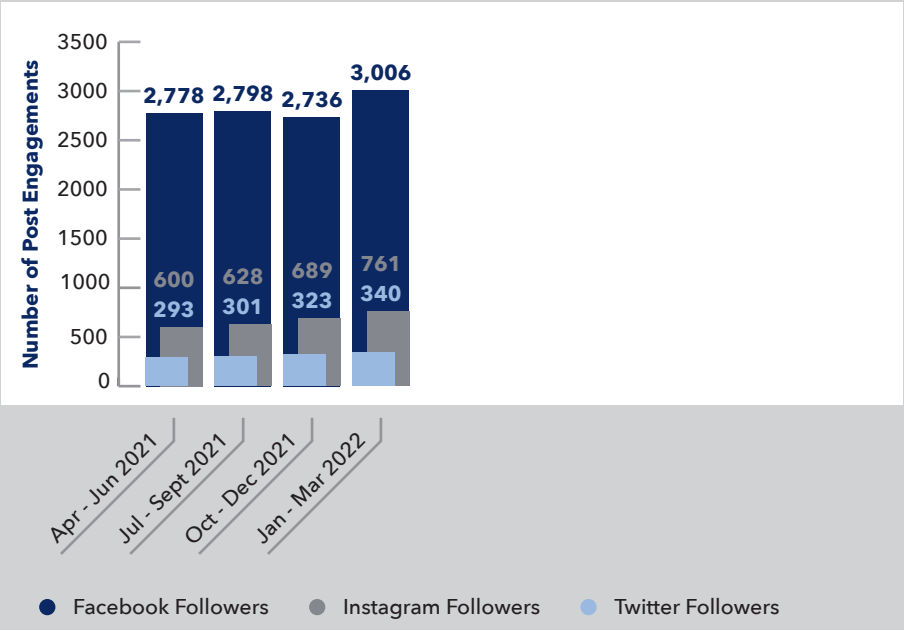

AGENDA ITEM 6G

RIVERSIDE COUNTY TRANSPORTATION COMMISSION	
DATE:	May 23, 2022
TO:	Budget and Implementation Committee
FROM:	Martha Masters, Senior Management Analyst
THROUGH:	Jenny Chan, Planning and Programming Manager
SUBJECT:	Fiscal Years 2022/23 – 2026/27 Measure A Five-Year Capital Improvement Plans for the Local Streets and Roads Program

STAFF RECOMMENDATION:

This item is for the Committee to:

1) Approve the Fiscal Years 2022/23 – 2026/27 Measure A Five-Year Capital Improvement Plans (CIP) for Local Streets and Roads (LSR) as submitted by the participating agencies; and
2) Forward to the Commission for final action.

BACKGROUND INFORMATION:

The 2009 Measure A provides local agencies with local funding for street maintenance and operations, street repairs, street improvements, and new infrastructure of their local streets and roads systems. As outlined in the Ordinance No. 02-001, Measure A funds are allocated within three geographic areas: Western County, Coachella Valley, and Palo Verde Valley. LSR receives 29 percent of the Measure A distribution in Western County, 35 percent in Coachella Valley, and 100 percent in Palo Verde Valley.

In Western County and Palo Verde Valley, funds are distributed by a formula based on 75 percent of proportionate population from the State Department of Finance and 25 percent of Measure A sales tax revenues generated within each jurisdiction. In Coachella Valley, funds are distributed based on 50 percent of proportionate dwelling units and 50 percent of Measure A revenues within each jurisdiction.

Since the commencement of the 2009 Measure A, from July 2009 through February 2022, the cities in the three geographic areas and the county of Riverside have received over $654 million.

Measure A imposes the following requirements on local agencies to receive LSR funds:

- Participation in the Western County or Coachella Valley Transportation Uniform Mitigation Fee (TUMF) Program, as applicable;
- Participation in the Western Riverside County Regional Conservation Authority's Multiple Species Habitat Conservation Plan (MSHCP), as applicable;

- Annual submittal of a Five-Year CIP list of projects;
- Annual Maintenance of Effort certification; and
- Annual Project Status Report for the prior fiscal year CIP.

DISCUSSION:

On February 3, 2022, staff provided the local agencies with a Five-Year Measure A LSR revenue projection (Attachment 1) to assist in preparation of the required CIP. The required plans and supporting documentation have been received from all participating Measure A jurisdictions. The plans have been reviewed by staff to ensure compliance with Measure A requirements and confirm CIP Measure A LSR expenditures are consistent with the state's guidelines for gas tax expenditures. Eligibility determinations related to participation in the TUMF and MSHCP programs, as applicable, are pending verification but are expected to be verified by the June Commission meeting. Staff recommends approval of the participating jurisdiction FYs 2022/23 – 2026/27 Measure A Five-Year CIPs (Attachment 2).

***FISCAL IMPACT*:**

The FY 2022/23 Measure A LSR disbursements to eligible local agencies with a Commission-approved CIP are expected to begin in September 2022.

Attachments:

1) Measure A Local Streets and Roads Program Allocation (Projection) FY 2022/23
2) Cities and County FYs 2022/23 – 2026/27 CIPs – Click on the link: https://www.rctc.org/wp-content/uploads/2022/05/6G.MM_.A2.CIPs_.Measure-A-LSR-5-Year-CIPs-for-FY-2022-23-and-2026-27.pdf

RIVERSIDE COUNTY TRANSPORTATION COMMISSION
MEASURE A LOCAL STREETS AND ROADS PROGRAM ALLOCATION (PROJECTION)
FY 2022/23 ORIGINAL (1/12/2022)

	FY 2022/23	FY 2023/24	FY 2024/25	FY 2025/26	FY 2026/27
Western County					
Local Streets & Roads					
BANNING	$ 857,000	$ 874,000	$ 891,000	$ 909,000	$ 927,000
BEAUMONT	1,512,000	1,542,000	1,573,000	1,604,000	1,636,000
CALIMESA	274,000	279,000	285,000	291,000	297,000
CANYON LAKE	262,000	267,000	272,000	277,000	283,000
CORONA	5,726,000	5,841,000	5,958,000	6,077,000	6,199,000
EASTVALE	1,997,000	2,037,000	2,078,000	2,120,000	2,162,000
HEMET	2,531,000	2,582,000	2,634,000	2,687,000	2,741,000
JURUPA VALLEY	3,557,000	3,628,000	3,701,000	3,775,000	3,851,000
LAKE ELSINORE	1,985,000	2,025,000	2,066,000	2,107,000	2,149,000
MENIFEE	2,646,000	2,699,000	2,753,000	2,808,000	2,864,000
MORENO VALLEY	5,710,000	5,824,000	5,940,000	6,059,000	6,180,000
MURRIETA	3,484,000	3,554,000	3,625,000	3,698,000	3,772,000
NORCO	931,000	950,000	969,000	988,000	1,008,000
PERRIS	3,001,000	3,061,000	3,122,000	3,184,000	3,248,000
RIVERSIDE	10,257,000	10,462,000	10,671,000	10,884,000	11,102,000
SAN JACINTO	1,310,000	1,336,000	1,363,000	1,390,000	1,418,000
TEMECULA	4,120,000	4,202,000	4,286,000	4,372,000	4,459,000
WILDOMAR	928,000	947,000	966,000	985,000	1,005,000
RIVERSIDE COUNTY	7,829,000	7,986,000	8,146,000	8,309,000	8,475,000
SUBTOTAL-Western County	58,917,000	60,096,000	61,299,000	62,524,000	63,776,000
Coachella Valley					
CATHEDRAL CITY	1,905,000	1,943,000	1,982,000	2,022,000	2,062,000
COACHELLA	758,000	773,000	788,000	804,000	820,000
DESERT HOT SPRINGS	624,000	636,000	649,000	662,000	675,000
INDIAN WELLS	256,000	261,000	266,000	271,000	276,000
INDIO	2,454,000	2,503,000	2,553,000	2,604,000	2,656,000
LA QUINTA	1,865,000	1,902,000	1,940,000	1,979,000	2,019,000
PALM DESERT	3,199,000	3,263,000	3,328,000	3,395,000	3,463,000
PALM SPRINGS	2,924,000	2,982,000	3,042,000	3,103,000	3,165,000
RANCHO MIRAGE	1,111,000	1,133,000	1,156,000	1,179,000	1,203,000
RIVERSIDE COUNTY	2,297,000	2,343,000	2,390,000	2,438,000	2,487,000
SUBTOTAL-Coachella Valley	17,393,000	17,739,000	18,094,000	18,457,000	18,826,000
Palo Verde Valley					
BLYTHE	969,000	988,000	1,008,000	1,028,000	1,049,000
RIVERSIDE COUNTY	251,000	256,000	261,000	266,000	271,000
SUBTOTAL-Palo Verde Valley	1,220,000	1,244,000	1,269,000	1,294,000	1,320,000
TOTAL [1]	$ 77,530,000	$ 79,079,000	$ 80,662,000	$ 82,275,000	$ 83,922,000

[1] Administrative costs are allocated in accordance with a cost allocation plan on a quarterly basis. Accordingly, the Measure A allocations to each geographic area by program will be reduced for such quarterly cost allocations.

Note: Estimate for Planning Purposes, subject to change and rounding differences.

AGENDA ITEM 7

RIVERSIDE COUNTY TRANSPORTATION COMMISSION	
DATE:	May 23, 2022
TO:	Budget and Implementation Committee
FROM:	Sergio Vidal, Chief Financial Officer
THROUGH:	Anne Mayer, Executive Director
SUBJECT:	Proposed Fiscal Year 2022/23 Budget

STAFF RECOMMENDATION:

This item is for the Committee to:

1) Receive input on the proposed FY 2022/23 Budget;
2) Approve the salary schedule effective July 14, 2022, located in Appendix B of the proposed FY 2022/23 Budget;
3) Authorize the expenditure of $778,800 of 91 Express Lanes toll revenues designated as surplus in accordance with the 2013 Toll Revenue Bonds Indenture to fund Commission costs related to the development of agreements specific to the funding, construction, operations, maintenance, and use of toll revenues for the future direct, tolled connector linking the SR-241 toll road to the 91 Express Lanes (241/91 Connector);
4) Adopt Resolution No. 22-009 "*Resolution of Fixing the Employer Contribution Under the Public Employees' Medical and Hospital Care Act at an Equal Amount for Employees and Annuitants"* to increase the health care premium contribution up to a maximum of $1,500 per month to each employee or non-vested retiree beginning August 1, 2022, as approved by the Executive Committee on March 9, 2022; and
5) Forward to the Commission for final action.

BACKGROUND INFORMATION:

The annual fiscal budget is the result of staff determining the operating and capital needs for FY 2022/23 and identifying the resources to fund those needs. The policy goals and objectives approved by the Commission on March 9, 2022 formulate the basis for the budget. The long-term policy goals that support the Commission's objectives considered during the preparation of the budget relate to promoting quality of life; achieving operational excellence; connecting the economy; being a responsible partner; and maintaining fiscal accountability.

The proposed FY 2022/23 Budget is attached which includes the following sections: introductory letter; Commission information; the executive summary; the Appropriations Limit; details of the budget process; fund budgets; department budgets; and appendices including acronyms, the salary schedule effective July 14, 2022, and organization chart.

The Commission's budget is primarily project-driven, although the express lanes operations are service-driven. As a project-driven agency, the Commission accumulates funds, or reserves, for specific projects and programs – resulting in flexibility to adjust project development or programs especially in times of economic downturns. The proposed FY 2022/23 Budget anticipates that total uses will exceed sources by $109,080,500 primarily for the following initiatives:

- 15/ 91 Express Lane Connector
- 15 Corridor Operations Projects
- Mid County Parkway Project (MCP)/I-215/Placentia Interchange
- Close-out of 91 Project
- Various transit and specialized transportation projects utilizing Local Transportation Funds (LTF), State Transit Assistance (STA), and Measure A funds

Outlined in the Executive Summary, Table 17 – Projected Fund Balances by Fund Type and Program at June 30, 2023, are the components of the projected fund balance by program and is anticipated to be $1,169,245,500. Majority of funds are restricted for various highway and new corridor projects; public and specialized transit; rail; CETAP and regional arterial projects, and toll operations. The remaining amount of fund balance is assigned for management services related expenditures.

Tables 18-20 provide a summary of budgeted sources and uses from different perspectives (comparative, operating and capital, and fund). Table 18 – Budget Comparative by Summarized Line Item illustrates the Commission's revenues and expenditure by function including other financing sources and uses (transfers in/transfers out). Table 19 – Operating and Capital Budget FY 2022/23 presents the revenues and expenditures, including sources and uses, that support the Commission's efforts on both an operating and capital basis. Table 20 – Budget by Fund Type FY 2022/23 depicts the budget by fund type(s) including General Fund, Special Revenue, Capital Projects, Debt Service, and Enterprise Funds (Toll Program).

The Commission is primarily project-driven, personnel costs represent 1.9 percent of budgeted expenditures. Budgeted FY 2022/23 personnel costs reflect recent Commission actions, including:

- Three new positions for management services positions – Accountant, Administrative Assistant, and Human Resources Assistant;
- One new position for the Western Riverside County Conservation Authority for regional conservation services – Regional Conservation Deputy Director;
- Reclassification of two positions for management services – Administrative Services Director/Clerk of the Board and Human Resources Manager;
- Reclassification of two positions for RCA services – Regional Conservation Director and Senior Management Analyst – GIS;
- A 4 percent pool for performance merit-based salary increases;

- An annual salary range structure cost of living adjustment (COLA) of 4 percent adopted by the Executive Committee at its March meeting. The COLA only applies to the Commission's salary range structure and is not automatically applied to the current employees' salaries. In June 2019, the Board approved the COLA will be predicated on the percent change in the Consumer Price Index (CPI) – All Urban Wage Earners, covering Riverside, CA for the 12-month period ended December 31, rounded to the nearest half percent, with a maximum adjustment of 4 percent. The COLA will be equal to the CPI, but no less than 0 percent and no greater than 4 percent. The salary range schedule structure, as revised by four new positions and four position reclassifications approved by the Executive Committee in March 2022, is included in Appendix B to the budget and complies with Government Code §20636, "Compensation Earnable" and California Code of Register §570.5, "Requirements for a Publicly Available Pay Schedule." **Staff recommends the Commission approve the salary range schedule effective July 14, 2022 (first pay period during FY 2022/23), located in Appendix B of the Proposed FY 2022/23 Budget**; and
- An increase in the Commission's contribution for health care premiums for each employee or non-vested retiree up to a maximum of $1,500 per month beginning August 1, 2022 as approved by the Executive Committee in March 2022. The Public Employees' Medical and Hospital Care Act requires adoption of a new resolution. **Staff recommends the adoption of Resolution No. 22-009 "*Resolution of Fixing the Employer Contribution Under the Public Employees' Medical and Hospital Care Act at an Equal Amount for Employees and Annuitants".***

With this budget, the Commission will continue to move forward current capital projects to construction, thereby providing a stimulus for the local economy. Significant capital projects include:

- Construction on the 71/91 Connector in Corona, 15/91 Express Lanes Connector in Corona, 91 Express Lanes repair and rehabilitation, Smart Freeways in Temecula, and MCP I-215/Placentia Avenue Interchange in the City of Perris;
- Design-build activities on the 15/91 Express Lanes Connector in the City of Corona; and
- Preliminary engineering, final design, and/or right of way acquisitions on the I-15 Express Lanes Project – Southern Extension, I-15 Corridor Operations Project in the City of Corona, 71/91 Connector in the City of Corona, and the MCP and its construction project.

Other major capital project expenditures include pass-through funding for Measure A local streets and roads, the other SB 132 projects in northwestern Riverside County, Western County TUMF and Measure A regional arterial projects, and several commuter rail station upgrades and improvements.

At its November 2019 meeting, the Commission approved the 241/91 Connector term sheet as a framework for future agreements and directed staff to work with agencies to prepare agreements for each respective governing board's consideration. The budget includes

$778,800 in costs related to the development of these agreements related to the funding, construction, operations, maintenance, and use of toll revenues for the future 241/91 connector. **Staff recommends that the Commission authorize the expenditure of $778,800 of 91 Express Lanes toll revenues designated as surplus in accordance with the 2013 Toll Revenue Bonds Indenture to fund these costs.**

A public hearing to allow for public comment on the proposed FY 2022/23 budget is required prior to the adoption of the proposed budget, including proposed salary schedule. The Commission opened the public hearing at its May 11 meeting. Staff recommends the closing of the public hearing on June 8 followed by the adoption of the proposed FY 2022/23 Budget. In accordance with the Commission's fiscal policies, the budget must be adopted no later than June 15 of each year.

FISCAL IMPACT:

A summary of the proposed FY 2022/23 Budget is as follows:

	FY 2022/23 Budget
Revenues and other financing sources:	
Sales taxes-Measure A and Local Transportation Funds	$ 385,000,000
Reimbursements (federal, state, and other)	247,867,200
TUMF	31,000,000
State Transit Assistance, including State of Good Repair	30,964,600
Tolls, penalties, and fees	97,771,800
Other revenues	707,000
Interest on investments	1,168,400
Transfers in	244,603,200
Total revenues and other financing sources	1,039,082,200
Expenditures/expenses and other financing uses:	
Personnel salaries and fringe benefits	17,367,100
Professional and support services	35,848,700
Projects and operations	752,238,500
Capital outlay	6,348,900
Debt service	91,756,300
Payment to escrow agent	
Transfers out	244,603,200
Total expenditures/expenses and other financing uses	1,148,162,700
Excess (deficiency) of revenues and other financing sources over (under) expenditures/expenses and other financing uses	(109,080,500)
Beginning fund balance (projected)	1,278,326,000
Ending fund balance (projected)	$ 1,169,245,500

Attachments:

1) RCTC Resolution No. 22-009
2) Proposed FY 2022/23 Budget

RESOLUTION NO. 22-009
FIXING THE EMPLOYER CONTRIBUTION
UNDER THE PUBLIC EMPLOYEES' MEDICAL AND HOSPITAL CARE ACT
AT AN EQUAL AMOUNT FOR EMPLOYEES AND ANNUITANTS

WHEREAS, (1) Riverside County Transportation Commission is a contracting agency under Government Code Section 22920 and subject to the Public Employees' Medical and Hospital Care Act (the "Act"); and

WHEREAS, (2) Government Code Section 22892(a) provides that a contracting agency subject to Act shall fix the amount of the employer contribution by resolution; and

WHEREAS, (3) Government Code Section 22892(b) provides that the employer contribution shall be an equal amount for both employees and annuitants, but may not be less than the amount prescribed by Section 22892(b) of the Act; now, therefore be it

RESOLVED, (a) That the employer contribution for each employee or annuitant shall be the amount necessary to pay the full cost of his/her enrollment, including the enrollment of family members, in a health benefits plan up to a maximum of $1,500.00 per month, plus administrative fees and Contingency Reserve Fund assessments; and be it further

RESOLVED, (b) Riverside County Transportation Commission has fully complied with any and all applicable provisions of Government Code Section 7507 in electing the benefits set forth above; and be it further

RESOLVED, (c) That the participation of the employees and annuitants of Riverside County Transportation Commission shall be subject to determination of its status as an "agency or instrumentality of the state or political subdivision of a State" that is eligible to participate in a governmental plan within the meaning of Section 414(d) of the Internal Revenue Code, upon publication of final Regulations pursuant to such Section. If it is determined that Riverside County Transportation Commission would not qualify as an agency or instrumentality of the state or political subdivision of a State under such final Regulations, CalPERS may be obligated, and reserves the right to terminate the health coverage of all participants of the employer; and be it further

RESOLVED, (d) That the executive body appoint and direct, and it does hereby appoint and direct, Lisa Mobley, Administrative Services Manager/Clerk of the Board to file with the Board a verified copy of this resolution, and to perform on behalf of Riverside County Transportation Commission all functions required of it under the Act; and be it further

RESOLVED, (e) That coverage under the Act be effective on August 1, 2022.

Adopted at a Commission meeting of the Riverside County Transportation Commission at Riverside, this 8th day of June, 2022.

Signed: _____
V. Manuel Perez, Chair

Attest: _____
Lisa Mobley, Administrative Services Manager/Clerk of the Board

RIVERSIDE COUNTY TRANSPORTATION COMMISSION

FISCAL YEAR 2022/23

BUDGET

June 8, 2022

Honorable Commissioners
Riverside County Transportation Commission
Riverside, California

FY 2022/23 Budget Introduction

RCTC: Safety. Fiscal Responsibility. Economic Recovery.

Thank you for reviewing the Fiscal Year (FY) 2022/23 budget for the Riverside County Transportation Commission (Commission or RCTC). This document provides an opportunity to evaluate the financial backbone of an innovative, active, and essential public transportation agency that connects the lives of Riverside County residents daily. Riverside County's population continues to grow faster than many other areas in California and the nation. The region's transportation systems also continue to see increased use from goods movement, 42% of which travel from the Ports of Los Angeles and Long Beach through the Inland Empire to the rest of the country. As a result, the Commission's mission to provide transportation projects and services is increasingly important in protecting and improving the quality of life for more than 2.4 million residents. RCTC has responded to that challenge.

RCTC continues to adapt not just to a changing climate from the perspective of building lasting infrastructure, but also to changing funding and delivery processes as the state and federal governments endeavor to reduce carbon emissions. RCTC is developing and promoting multimodal transportation alternatives that improve air quality in a region historically impacted by pollution in the South Coast Air Basin, reduces carbon emissions, and promotes commuter choice and equitable access.

The region has demonstrated resiliency with the unemployment rate nearing pre-pandemic levels of 5% and sales tax revenues continuing its upward trajectory due to changes in consumer habits and recently adopted legislation (Wayfair Case). Sales tax revenues derived from Riverside County's voter-approved Measure A program are 24.4% higher for the benchmark year ending February 2022 compared to February 2021. With the opening of the 15 Express Lanes in April 2021, the Commission owns and operates two toll facilities within the County. Toll revenues are outpacing projections for both the 15 Express Lanes and 91 Express Lanes largely due to increased toll trips. Recently the Commission has implemented dynamic pricing which should result in a positive impact on future revenues.

It is with this backdrop that RCTC presents its FY 2022/23 budget. Overall, while the budget assumes increases for Measure A sales tax and its express lanes revenues, it also serves as the foundation for a smart and aggressive program to fund highway, regional arterial, and multimodal services. These improvements help create a transportation system that will foster mobility, enhance connections, promote economic development, and ensures a better quality of life for Riverside County residents, now and in the future.

RCTC is poised to deliver these necessary transportation infrastructure projects and programs to meet the needs of Riverside County's growing population and economy. Several economic forecasts predict modest economic growth in the upcoming year for the region due to higher inflation levels and anticipated increases in interest rates. The combination of these factors will impact economic progress for the County. However, the Commission will attempt to mitigate this impact by ramping up infrastructure projects, which create jobs and economic opportunities. Furthermore, RCTC will take a leading role in that effort under the direction of our 34-member Commission, whose mission is to serve the taxpayers of Riverside County. Moreover, the Commission will continue to aggressively seek additional revenue from grants and other funding sources to meet the County's transportation needs.

Forecasting Future Transportation Needs while Meeting Today's Challenges

RCTC's voter-approved half-cent sales tax measure serves as a key revenue source for transportation funding in Riverside County. Historically Measure A sales tax revenues have experienced stable growth year over year. However, since FY 2018/19 through the most recently completed FY 2020/21, Measure A sales tax has increased approximately 20% largely because of increases in online sales and legislation for taxation of e-commerce companies. Measure A revenues fund not only capital projects and multimodal services, but also local transportation priorities and needs. During FY 2022/23, the Commission has allocated $77.1 million in funding to local cities and the County for locally-prioritized street and road improvements.

To augment Measure A funding, the Coachella Valley Association of Governments and the Western Riverside Council of Governments (WRCOG) administer Transportation Uniform Mitigation Fee (TUMF) programs to serve local and regional arterial needs. In the Coachella Valley, arterials are funded through a combination of TUMF, Measure A, and additional local contributions. In Western Riverside County, TUMF dollars are equally split between WRCOG and the Commission with RCTC's dollars allocated to regional arterials and new highway corridors.

Ongoing capital for transportation projects and services requires a combination of funding sources. Specifically, the Commission receives and programs funding from state and federal sources, such as the California's Transportation Development Act, which are allocated primarily to the County's major public transit operators. Services provided by transit operators include but are not limited to:

- Transit fare discounts
- Reduced fare and/or discounts for senior citizens, persons with disabilities, or other disadvantaged members of the community
- Commuter rail and intercity bus services
- Commuter assistance programs that provide traveler information and ridesharing support to employers and commuters

Chart 1 summarizes the Commission's overall budget of $903.6 million for FY 2022/23 by program, including delivery of capital projects, administration, planning and programming, rail and transit operations, smaller programs such as motorist and commuter assistance, toll operations, regional conservation, and debt service.

Chart 1 – FY 2022/23 Budget (in millions $)

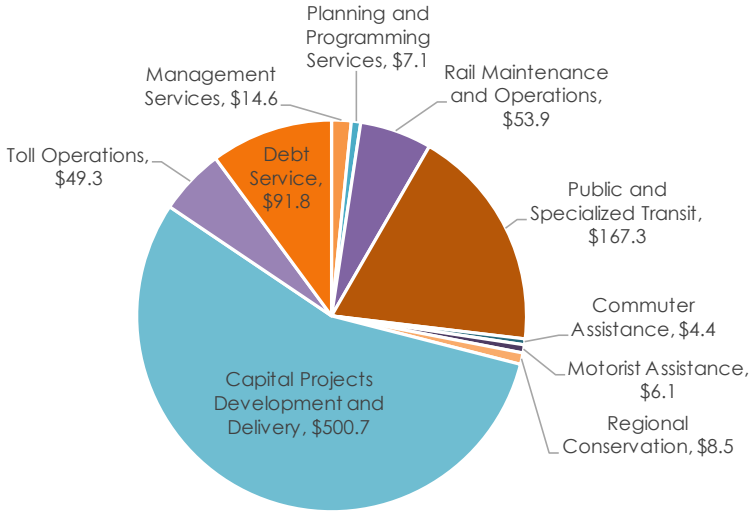

Building a Better Future

The Commission and its project partners such as the California Department of Transportation (Caltrans), local jurisdictions, and transit agencies will continue investing in mobility throughout the County using a variety of local, state, and federal sources. These funds will be used to deliver capital projects and strengthen multimodal transportation services countywide.

During FY 2022/23, the Commission will invest $500.7 million in capital projects (Chart 2) that include highway, regional arterial, local streets and roads, and rail projects. Riverside County is in a fortunate position, as significant pre-construction work has taken place with several projects and the Commission has successfully sought funding from a variety of funding sources to ensure a productive year.

Notable capital projects funded in FY 2022/23 include but are not limited to the following:

- 15/91 Express Lanes Connector
- Construction of the State Route (SR) 60 Truck Lanes
- Construction of the Interstate (I) 215/Placentia Avenue Interchange
- Construction of the I-15 Interim Corridor Operations Project
- Construction of the Moreno Valley-March Field station project
- Construction of the 71/91 Connector
- Construction of the I-15 Smart Freeways project
- Construction of the Jurupa Avenue and McKinley Street grade separation projects and the widening of the Hamner Avenue Bridge
- Engineering and environmental studies for the I-15 Corridor Operations Project
- Engineering and environmental studies for the 15 Express Lanes Project – Southern Extension
- Engineering and environmental studies for the I-10/Highland Springs Avenue Interchange
- Engineering and environmental studies for the 91 Eastbound Corridor Operations Project
- Project development for the additional segment of the Mid County Parkway (MCP)
- Right of way land purchases for various projects including MCP related projects and the 91 Corridor

The Commission is a project-driven agency. Capital project costs comprise 55% of the Commission's FY 2022/23 overall budget. Chart 2 illustrates the capital projects expenditures by function.

Chart 2 – Capital Projects (in millions $)

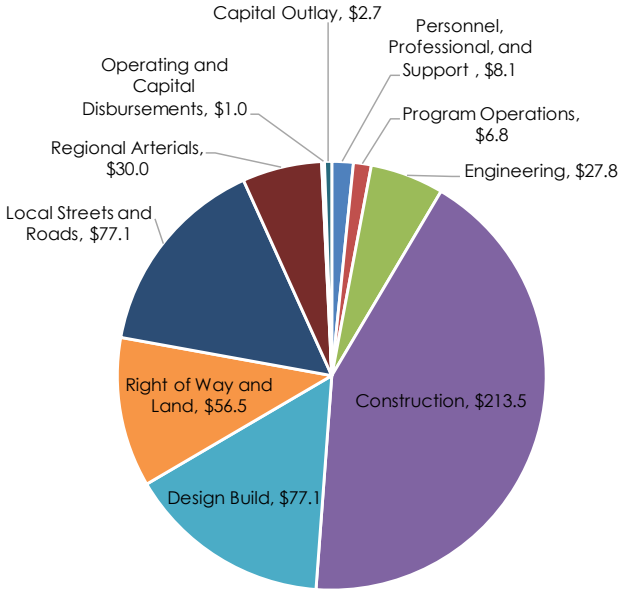

RCTC 15 Express Lanes and 91 Express Lanes

Following the Commission's opening of the 15 Express Lanes in April 2021, RCTC now operates two tolling facilities totaling approximately 30 miles and up to eight lanes, providing the region an efficient alternative form of travel. Specifically, the 15 Express Lanes facility is located within the cities of Corona, Norco, Eastvale, and Jurupa Valley while the 91 Express Lanes facility is located in the City of Corona between the Orange County/Riverside County line and I-15.

Thanks to its conservative fiscal strategy and reserves set aside for debt service, the Commission's near-term and mid-term debt service requirements are fully funded. Furthermore, operating revenues are outpacing projections, further enhancing the financial viability of these operations. Also, the 2021 refinancing provided further relief to the 91 Express Lanes debt portfolio via prepayment and retirement of its Transportation Infrastructure Finance and Innovation Act loan and 2013 Toll Bonds while also mitigating administrative burdens resulting from federal funding.

As the region continues to adjust to the "new normal" related to traffic patterns resulting from the pandemic, the express lanes will continue to serve as a key link for the region's overall traffic congestion relief goals. However, staff will continue to evaluate the impact to the corridor(s) as a whole evidenced by the recently completed 91 Corridor Operations Project and the near-term construction of the I-15 Interim Corridor Operations Project.

Planning for the Needs of Today and the Challenges of Tomorrow

Funding is a key element in determining the future of transportation. To help guide the Commission through the County's challenges with population growth, changing demographics, economic needs, and technological change, RCTC approved its Riverside County Traffic Relief Plan in May 2020. Future projects listed in this long-range transportation plan included the MCP, realignment of SR-79, passenger rail service to the Coachella Valley, expanded Metrolink passenger rail service, a variety of active transportation projects, and a new expressway along Ethanac Road within Southwestern Riverside County. In addition, the plan included funding for new interchanges and local streets and roads. The plan was developed as a blueprint for not only traffic relief, but also for improving equity and access to transportation systems and services countywide.

The Traffic Relief Plan was intended to lay the foundation for the Commission to place a sales tax measure on the 2020 ballot for voter consideration. Due to the emergence of COVID-19 in early 2020, the Commission approved the Traffic Relief Plan, but deferred action related to a sales tax measure. However, RCTC will continue to seek funding from state and federal sources for key projects. The planning and delivery for these projects will be tempered while RCTC evaluates significant changes in travel behavior brought on by the pandemic, as well as shifting funding program guidelines and project delivery processes from the state. Although uncertainty will continue to present challenges, the Commission stands ready to meet that challenge thanks to strong and innovative leadership from Commissioners and its staff.

Effective January 1, 2021, the Commission became the managing agency for the Western Riverside County Regional Conservation Authority (RCA). RCTC is fully reimbursed by the RCA for management and oversight costs; accordingly, RCTC's funding sources do not support this new role. As the managing agency, RCTC provides strong management and places a high priority on the completion of the region's Multiple Habitat Species Conservation Plan (MSHCP). In addition to conserving habitat to protect 146 native animal and plant species, the MSHCP enables RCTC and others a more streamlined approach to develop needed infrastructure. Thanks to this program, the time needed to get projects to construction has been reduced, which, in turn, has a positive impact on the Commission's overall efficiency in delivering projects.

A Commitment to Riverside County

Ensuring local funding for transportation will require ongoing outreach along with transparent oversight and management of public funds. As public stewards, a conservative budgeting approach while planning for anticipated expenditures ensures public confidence in the Commission's fiduciary, oversight, and visionary roles. This budget document is intended to demonstrate the Commission's commitment to the public as well as documenting its dedication to sound budget practices. This budget document is one of many ways the Commission works to ensure public accountability and full transparency of its actions.

The Commission has also expanded its commitment to communicate with the public and closely monitors its public engagement activities, reporting these efforts on a quarterly basis. RCTC welcomes public input and participation and invites the public to visit rctc.org and to follow @theRCTC on Facebook, Twitter, and Instagram. A major emphasis for the Commission during the coming year is to seek and achieve equity in mobility for all stakeholders within Riverside County.

Ongoing communication will be critical as needs rapidly change in an uncertain environment. Staff will likely return with periodic budget updates and adjustments. The basic nature of this document reflects the current macroeconomic situation while providing current and needed budgetary information.

Acknowledgments

This budget document serves as a policy document, an operations guide, a financial plan, and a communications device. This budget provides the information necessary for the Commission to manage its resources in FY 2022/23. The preparation of this budget has been a collaborative effort of the Commission's staff. The budget reflects the Commission's desire to communicate the components of the budget in terms that are easily understandable and supportable for the public. Staff acknowledges and appreciates the guidance, inspiration, and leadership of the Commissioners in advancing the future of transportation in Riverside County.

Signature on file	*Signature on file*
Anne Mayer, Executive Director	Sergio Vidal, Chief Financial Officer

TABLE OF CONTENTS

COMMISSION INTRODUCTION	Narrative history of the Commission and list of principal officers
EXECUTIVE SUMMARY	
Introduction	Narrative overview of the operational and financial factors considered
Policy Goals and Objectives	Narrative description of policy goals and objectives
Policy Matrix	Linkage of policy goals and departmental goals and objectives
Budget Overview	Summarized narrative overview, charts, and tables of sources and uses
Commission Personnel	Personnel expenditures and full-time equivalents
Department Initiatives	Major initiatives and summarized uses by department
Fund Balances	Projected fund balances by governmental fund type and program
Budget Comparative	Schedule of budget by summarized line item
Operating and Capital Budget	Schedule of budget classified by operating and capital purposes
Budget by Fund Type	Schedule of budget by governmental fund type
Highway, Regional Arterial, Rail, and Regional Conservation Program Projects	Listing of budgeted capital project expenditures by program
GANN APPROPRIATIONS LIMIT	Narrative discussion of the appropriations limit
Section 1: FINANCIAL OVERVIEW	
Fiscal Accountability Policies	Description of financial policies
Functional Management	Narrative description of Commission functions
Functional Organization Chart	Organization chart by Commission functions
Budget Process	Narrative description of various budget stages
Section 2: FUND BUDGETS	
Budgetary Basis and Funds Structure	Narrative description of budgetary basis and funds structure
General Fund	Overview; narrative and charts of sources and uses
Special Revenue Funds	Overview; narrative and charts of sources and uses by Measure A and non-Measure A special revenue funds
Capital Projects Funds	Overview; narrative and charts of sources and uses
Debt Service Funds	Overview; narrative and charts of sources and uses
Enterprise Funds	Overview; narrative and charts of sources and uses
Section 3: DEPARTMENT BUDGETS	
Budget Comparison by Department	Schedule of revenues, expenditures, and other financing sources (uses) by department
3.1: MANAGEMENT SERVICES	
Executive Management	Mission statement, budgeted uses, overview, and goals
Administration	Mission statement, budgeted uses, overview, and goals
External Affairs	Mission statement, budgeted uses, overview, and goals
Finance	Mission statement, budgeted uses, overview, and goals
3.2: REGIONAL PROGRAMS	Mission statement, budgeted uses, overview, and goals
Planning and Programming	Mission statement, budgeted uses, overview, and goals
Rail	Mission statement, budgeted uses, overview, and goals
Public and Specialized Transit	Mission statement, budgeted uses, overview, and goals
Commuter Assistance	Mission statement, budgeted uses, overview, and goals
Motorist Assistance	Mission statement, budgeted uses, overview, and goals
Regional Conservation	Mission statement, budgeted uses, overview, and goals
3.3: CAPITAL PROJECTS	Mission statement, budgeted uses, overview, and goals
Capital Project Development and Delivery	Mission statement, budgeted uses, overview, and goals
Capital Projects Summary	Narrative description of each capital project
Local Streets and Roads Summary	Schedule of local streets and roads disbursements by local agency
3.4: TOLL OPERATIONS	
RCTC 91 Express Lanes	Mission statement, budgeted uses, overview, and goals
15 Express Lanes	Mission statement, budgeted uses, overview, and goals
Section 4: APPENDICES	
A—Glossary of Acronyms	Explanation of commonly used abbreviations
B—Salary Schedule/Organization Chart	Schedule of salaries in accordance with state law and staff organization chart

Commission Introduction

State of California (State or California) law created the Riverside County Transportation Commission (Commission or RCTC) in 1976 to oversee the funding and coordination of all public transportation services within Riverside County (County). The Commission's mission is to assume a leadership role in improving mobility in the County. The governing body consists of:

- All five members of the County Board of Supervisors;
- One elected official from each of the County's 28 cities; and
- One non-voting member appointed by the Governor of California.

The Commission is responsible for setting policies, establishing priorities, and coordinating activities among the County's various transit operators and other agencies. The Commission also programs and/or reviews the allocation of federal, state, and local funds for highway, transit, rail, non-motorized travel (bicycle and pedestrian), and other transportation activities.

The Commission is legally responsible for allocating Transportation Development Act (TDA) funds, the major source of funds for transit in the County. The TDA provides two sources of funding: the Local Transportation Fund (LTF), derived from a one-quarter of one-cent state sales tax, and State Transit Assistance (STA), derived from the statewide sales tax on diesel fuel.

The Commission serves as the tax authority and implementation agency for the voter approved Measure A Transportation Improvement Program (TIP). The County's electorate originally approved Measure A in 1988 to impose a one-half of one cent transaction and use tax (sales tax) to fund specific transportation programs that commenced in July 1989 (1989 Measure A). Voters approved the 1989 Measure A for 20 years, and it expired on June 30, 2009. On November 5, 2002, the voters of Riverside County approved the renewal of Measure A beginning in July 2009 through June 2039 (2009 Measure A).

Additionally, the Commission provides motorist aid services designed to expedite traffic flow. These services include:

- The Service Authority for Freeway Emergencies (SAFE), a program that provides call box service for motorists;
- The Freeway Service Patrol (FSP), a roving tow truck service to assist motorists with disabled vehicles on the main highways of the County during peak rush hour traffic periods; and
- A traveler information system.

The Commission provides these services at no charge to motorists. A $1 surcharge on vehicle registrations, a state allocation, and a portion of Senate Bill (SB) 1's increase in the state gas tax fund these services.

The Commission is designated as the Congestion Management Agency (CMA) for the County. As the CMA, the Commission coordinates with local jurisdictions to establish congestion mitigation procedures for the County's roadway system.

The Commission participates in ongoing funding and governance of the Southern California Regional Rail Authority (SCRRA), known as Metrolink. The Commission owns and operates all nine commuter rail stations serving the County.

In March 2017, the Commission commenced toll operations on the RCTC 91 Express Lanes following the substantial completion of the State Route (SR) 91 corridor improvement project (91 Project). The Commission reached substantial completion on the (I)-15 Express Lanes project and commenced toll operations on the 15 Express Lanes in April 2021. The Commission anticipates

completion of the 15/91 Express Lanes connector, a tolled connector between the existing RCTC 91 Express Lanes and the 15 Express Lanes north of SR-91, by 2023.

Effective January 1, 2021, RCTC became the managing agency for the Western Riverside County Regional Conservation Authority (RCA). RCTC is fully reimbursed by RCA for management and oversight costs. As the managing agency, RCTC provides strong management and places a high priority on the completion of the region's Multiple Species Habitat Conservation Plan (MSHCP).

Riverside County Transportation Commission
List of Principal Officials

Board of Commissioners

Name	Title	Agency
Kevin Jeffries	Member	County of Riverside, District 1
Karen Spiegel	Member	County of Riverside, District 2
Chuck Washington	Member	County of Riverside, District 3
V. Manuel Perez	Chair (Commission)	County of Riverside, District 4
Jeff Hewitt	Member	County of Riverside, District 5
Mary Hamlin	Member	City of Banning
Lloyd White	2nd Vice Chair (Commission)	City of Beaumont
Joseph DeConinck	Member	City of Blythe
Linda Molina	Member	City of Calimesa
Jeremy Smith	Vice Chair (Budget and Implementation Committee	City of Canyon Lake
Raymond Gregory	Chair (Budget and Implementation Committee)	City of Cathedral City
Steven Hernandez	Member	City of Coachella
Wes Speake	Member	City of Corona
Scott Matas	Member	City of Desert Hot Springs
Clint Lorimore	Member	City of Eastvale
Linda Krupa	Member	City of Hemet
Dana Reed	Member	City of Indian Wells
Waymond Fermon	Member	City of Indio
Brian Berkson	Vice Chair (Western Riverside County Programs and Projects Committee	City of Jurupa Valley
Kathleen Fitzpatrick	Member	City of La Quinta
Bob Magee	Vice Chair (Commission)	City of Lake Elsinore
Bill Zimmerman	Member	City of Menifee
Yxstian Gutierrez	Member	City of Moreno Valley
Lisa DeForest	Member	City of Murrieta
Ted Hoffman	Member	City of Norco
Jan Harnik	Member	City of Palm Desert
Lisa Middleton	Member	City of Palm Springs
Michael M. Vargas	Vice Chair (Toll Policy and Operations Committee)	City of Perris
Ted Weill	Member	City of Rancho Mirage
Chuck Conder	Member	City of Riverside
Michael Heath	Member	City of San Jacinto
Maryann Edwards	Member	City of Temecula
Ben J. Benoit	Chair (Western Riverside County Programs and Projects Committee), Chair (Toll Policy and Operations Committee)	City of Wildomar
To Be Appointed	Governor's Appointee	Caltrans, District 8

Riverside County Transportation Commission
List of Principal Officials

Executive Management

Anne Mayer, Executive Director
John Standiford, Deputy Executive Director
Jennifer Crosson, Toll Operations Director
Marlin Feenstra, Project Delivery Director
Jillian Guizado, Planning and Programming Director
Aaron Hake, Interim Regional Conservation Director
David Knudsen, Interim External Affairs Director
Lorelle Moe-Luna, Multimodal Director
David Thomas, Toll Project Delivery Director
Sergio Vidal, Chief Financial Officer

Executive Summary

Introduction

The budget for Fiscal Year (FY) 2022/23 is presented to the Board of Commissioners (Board) and the citizens of Riverside County. The budget outlines the projects and programs the Commission plans to undertake during the year and appropriates expenditures to accomplish these tasks. The budget also shows the funding sources and fund balances for these projects and programs. This document serves as the Commission's monetary guideline for the fiscal year. To provide the reader a better understanding of the projects and programs, staff included descriptive information regarding each department and major programs and projects.

In early March 2020, the federal government as well as the California Governor issued emergency declarations related to the COVID-19 pandemic. Further, on March 19, 2020, the Governor issued an executive stay at home order to protect the health and well-being of all Californians and to establish consistency across the State to slow the spread of COVID-19. The County of Riverside also issued a directive to county residents supporting the Governor's executive order. Over the past year, the restrictions have been revoked in response to the changing nature of the pandemic. The end of the COVID-19 pandemic appears to be in sight with vaccine distributions widely dispersed, more Californians returning to work or leisure activities, and financial relief to families and businesses most impacted by the pandemic.

The COVID-19 pandemic will likely remain a public health and economic challenge in future years and continue its negative impacts on the local, regional, state, and federal economies; the magnitude and duration of post COVID-19 pandemic impacts remain uncertain. This budget is presented based on the best available economic information. The Board and staff will continuously monitor, assess, and re-prioritize the budgeted revenues and expenditures as necessary throughout these challenges and duration of economic recovery.

Policy Goals and Objectives

As approved at its March 9, 2022 meeting, the Commission is driven by four core mission statements and underlying goals for the residents of Riverside County and the transportation system upon which they rely:

QUALITY OF LIFE ***RCTC is focused on improving life for the people of Riverside County and empowering them to live life at their pace.***	
Choice	RCTC empowers the residents of Riverside County to choose how to safely get to where they are going.
Environmental Stewardship	RCTC protects and preserves the County's environment for its residents.
Mobility	RCTC provides access, equity, and choice in transportation; RCTC is a multimodal mobility partner.
Equity	RCTC supports transportation services and projects that address inequities, including those in rural, low income, and disadvantaged communities.
Access	RCTC projects and programs are the connection to employment, housing, schools, community institutions, parks, medical facilities, and shopping in the region.
Goods Movement	RCTC facilitates the funding and delivery of projects that mitigate the impact of increased goods movement flow through Riverside County and advocates for a reasonable balance between the need to create jobs and to protect public health.

OPERATIONAL EXCELLENCE *RCTC is a responsible and conservative steward of taxpayer dollars.*	
State of Good Repair	RCTC invests in road safety and maintenance in its residents' neighborhoods and sustainable practices to maintain its stations and facilities.
Promises Fulfilled	Projects are completed on-time, on-budget; RCTC delivers on its promises as a steward of Riverside County residents' investment.
Efficiency	RCTC operates in an efficient and cost-effective manner.
Innovation	Program and project delivery innovations drive results, savings, and greater economic opportunities for Riverside County residents.
Information	RCTC operations are transparent and easily accessible; customers get prompt, reliable, quality service.

CONNECTING THE ECONOMY *RCTC is a driver of economic growth in Riverside County.*	
Workforce Mobility	RCTC improves the economy by creating a robust workforce to workplace system; RCTC fosters workforce development by improving transportation access to major employment and education centers.
Population Growth	Since 1976, RCTC has been responsible for connecting the County's economy as the County's population has quadrupled from 550,000 to over 2.4 million today. RCTC is sensitive to each geographic area's unique needs.
Economic Impact	RCTC has invested over $4.6 billion in the County's economy thanks to Measure A and toll revenues, which has a multiplier impact in terms of jobs and economic opportunity throughout Riverside County.

RESPONSIBLE PARTNER *RCTC partners with local, regional, and state governments to deliver road and transit projects.*	
Streets and Roads	RCTC has invested over $1.3 billion in local priorities for maintaining streets and roads and fixing potholes.
Transit	RCTC partners with transit operators to provide residents mobility choices, flexibility, intercity and intercounty connectivity, and access—especially during a post-pandemic recovery.
Active Transportation Facilities	RCTC continually improves its stations for better bicycle and pedestrian access and partners with agencies within the County to promote active transportation alternatives, including the building of regional trails and bicycle and pedestrian facilities in accordance with local general master and active transportation plans.
Grants	RCTC is a steward of state and federal grants to leverage Measure A dollars and improve mobility for our communities.
Local Measure A Value	RCTC invests Measure A dollars into projects and programs that benefit local communities throughout the County.

Staff used these core mission statements and goals to prepare this budget and develop the following short-term objectives to further guide the planning for the FY 2022/23 budget.

Capital Project Development and Delivery

- Continue preliminary engineering, design, right of way acquisition, and/or construction of projects included in the Western County Highway Delivery Plan, and projects to improve operations of Metrolink commuter rail service.
- Continue to support operations planning and design of projects led by other agencies.
- As lead agency for partner agency projects, closeout the I-15/Railroad Canyon Interchange project, commence preliminary engineering of the I-10/Highland Springs Avenue Interchange project, and continue environmental clearance efforts for the Santa Ana River Trail.

- Consider opportunities to implement technology-based strategies, or Smart Freeway projects, to manage traffic, reduce congestion and pollution, increase safety, and improve the quality of commutes. Commence plans, specifications and estimates for the Smart Freeway project on I-15 in Temecula.
- Maintain and enhance communication and collaboration with the California Department of Transportation (Caltrans) to improve the Commission's ability to deliver critical projects.
- Collaborate with local jurisdictions to implement Transportation Uniform Mitigation Fee (TUMF) regional arterial program projects and facilitate the delivery of eligible arterial improvements in western Riverside County (Western County).
- Continue active engagement in state and federal efforts to streamline and modernize the California Environmental Quality Act (CEQA) and the National Environmental Policy Act (NEPA) to improve the Commission's ability to deliver critical projects.

Operations

- Efficiently operate express lanes and achieve high customer satisfaction through reduction in congestion, mobility improvements, and management of demand.
- Efficiently and cost effectively operate the commuter rail stations and facilities and 91/Perris Valley Line (PVL) rail corridor to ensure reliable high quality commuter rail service.
- Efficiently provide motorist assistance services so that motorists can conveniently travel and use transportation facilities as safely as possible.

Regional Programs

- Proactively engage state and federal legislators and agencies to advance principles identified in the adopted Legislative Platform to ensure that the Commission receives proper consideration for transportation projects and funding.
- Monitor transit trends and the associated economic, social, and public health factors that impact ridership and create barriers to transit growth.
- Subsidize reliable and cost-effective Metrolink commuter rail service to and from Riverside County; SCRRA is the operator of Metrolink.
- Provide continued leadership in the planning and development for the Coachella Valley-San Gorgonio Pass Rail Corridor Service.
- Support innovative programs that provide transit assistance in hard to serve rural areas or for riders with special transit needs.
- Promote cost controls and operating efficiency for transit operators.
- Maintain effective partnerships among commuters, employers, and government to increase the efficiency of our transportation system by encouraging and promoting telework and motorized and non-motorized transportation alternatives such as vanpools.

Management Services

- Maintain close communication with Commissioners and educate policy makers on all issues of importance to the Commission.
- Develop and execute a communications and public engagement strategy for the purposes of education, information, and customer service.
- Maintain administrative program delivery costs below the policy threshold of 4% of Measure A revenues; the FY 2022/23 Management Services budget is1.86% of Measure A revenues.
- Maintain administrative salaries and benefits at less than 1% of Measure A revenues; the FY 2022/23 administrative salaries and benefits is 0.73% of Measure A revenues.
- Maintain prudent cash reserves to provide some level of insulation for unplanned expenditures or economic downturns.
- Maintain current strong bond ratings with rating agencies.
- Establish and maintain revenues and reserves generated from toll operations to be available for debt service in accordance with toll supported debt agreements; maintenance, repair, rehabilitation, administration, and operations; and capital projects within the corridor.

Linking Commission and Departmental Mission Statements

The following matrix (Table 1) illustrates the linkage of the Commission's core mission statements described in this section to the individual departmental mission statements included in each department's section.

Table 1 – Relationship between Commission and Departmental Mission Statements

Department	Quality of Life	Operational Excellence	Connecting the Economy	Responsible Partner
Management Services				
Executive Management	X	X	X	X
Administration		X		
External Affairs	X	X	X	X
Finance		X		
Regional Programs				
Planning and Programming	X	X	X	X
Rail Maintenance and Operations	X	X	X	X
Public and Specialized Transit	X	X	X	X
Commuter Assistance	X	X	X	X
Motorist Assistance	X	X	X	X
Regional Conservation	X	X	X	X
Capital Project Development and Delivery	X	X	X	X
Toll Operations	X	X	X	X

Budget Overview

Total sources (Table 2) are budgeted at $1,039,082,200, an increase of 5% over FY 2021/22 projected sources and 40% decrease over the FY 2021/22 budget. The decrease is largely a result in the reduction in debt proceeds due to the refinancing of the 91 Express Lanes 2013 Toll Bonds and Transportation Infrastructure Finance and Innovation (TIFIA) Loan pre-payment (2021 Refunding Bonds). Total sources are comprised of revenues of $794,479,000 and transfers in of $244,603,200. The projected fund balance at June 30, 2022 available for expenditures/expenses (excluding amounts restricted for debt service of $11,538,600 and advances receivable of $17,491,500) is $1,249,295,900. Accordingly, total funding available for the FY 2022/23 budget totals $2,288,378,100.

Table 2 – Sources FY 2021-2023

	FY 20/21 Actual	FY 21/22 Revised Budget	FY 21/22 Projected	FY 22/23 Budget	Dollar Change	Percent Change
Measure A Sales Tax	$ 242,943,800	$ 250,000,000	$ 250,000,000	$ 255,000,000	$ 5,000,000	2%
LTF Sales Tax	123,038,700	127,000,000	127,000,000	130,000,000	3,000,000	2%
STA Sales Tax	23,576,900	23,909,100	28,465,200	30,964,600	7,055,500	30%
Intergovernmental	189,518,200	340,267,000	295,114,800	247,867,200	(92,399,800)	-27%
TUMF Revenue	28,301,500	30,000,000	30,100,000	31,000,000	1,000,000	3%
Tolls, Penalties, and Fees	51,769,400	65,123,700	98,646,900	97,771,800	32,648,100	50%
Other Revenue	6,733,900	658,600	1,403,000	707,000	48,400	7%
Investment Income	2,711,100	910,100	5,012,900	1,168,400	258,300	28%
Transfers In	173,536,200	198,692,000	153,217,400	244,603,200	45,911,200	23%
Debt Proceeds	15,661,000	685,197,000	-	-	(685,197,000)	-100%
TOTAL Sources	$ 857,790,700	$ 1,721,757,500	$ 988,960,200	$ 1,039,082,200	$ (682,675,300)	-40%

Riverside County has specific competitive advantages over nearby coastal counties (Los Angeles, Orange, and San Diego), including housing that is more available and affordable as well as plentiful commercial real estate and land available for development at lower costs. Prior to the COVID-19 pandemic in early 2020, Riverside County's economy benefitted from employment gains due to the County's ability to attract businesses with lower commercial rents and a skilled labor force. Population

migration to the Inland Empire (i.e., Riverside and San Bernardino counties) occurred due to these employment opportunities and a lower cost of living compared to the coastal counties. Stability in the local labor market and housing advantages has increased economic activity and post COVID-19 pandemic recovery contributing to stable sales tax revenue growth as noted on Chart 3.

Chart 3 – Sources: Five-Year Trend

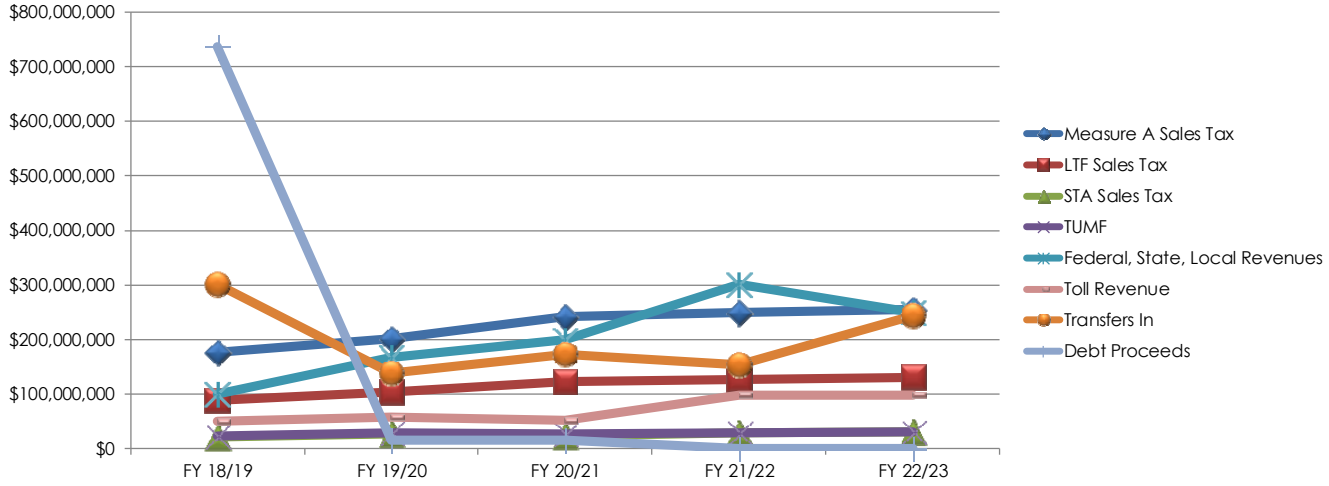

Regardless of the current and future economic conditions, the Commission faces formidable ongoing challenges in terms of providing needed infrastructure enhancements to support a population and an economy that has outgrown the capacity of its existing infrastructure. Fortunately, the foundation of the regional economy continues to retain many of the fundamental positive attributes that fueled its earlier growth, including more affordable real estate with proximity to coastal communities, a large pool of skilled workers, and increasing wealth and education levels.

While the Commission's primary revenues are the Measure A and LTF sales taxes, other revenues and financing sources are required to fund the Commission's programs and projects as illustrated in Chart 4. The Commission receives Measure A and LTF sales tax revenues from the California Department of Tax and Fee Administration (CDTFA), as statutorily created and authorized successor to the former California State Board of Equalization.

Chart 4 – Sources: Major Categories

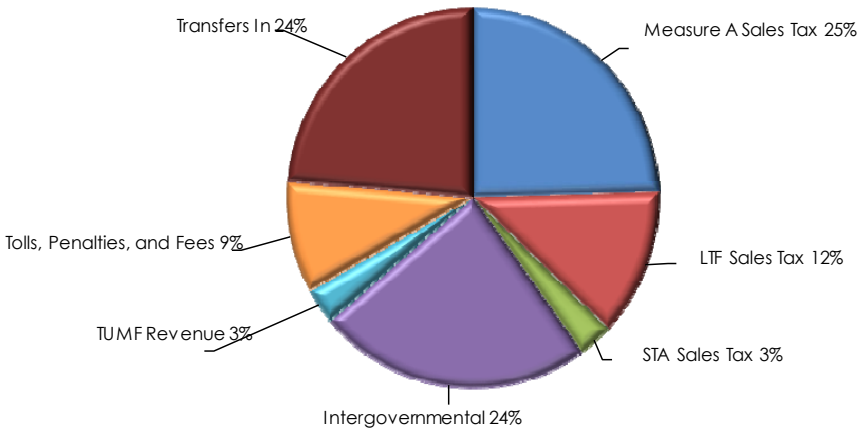

After considering the state of the local economy, staff projects Measure A sales tax revenues of $255,000,000 for FY 2022/23. This is a 2% change from the FY 2021/22 revised projection of $250,000,000. Generally, the Commission reassesses its sales tax revenue projections at midyear based on the economy and revenue trends; however, the Commission anticipates more frequent reviews throughout FY 2022/23 as the post COVID-19 impacts become known along with other key economic indicators.

On behalf of the County, the Commission administers the LTF for public transportation needs, local streets and roads, and bicycle and pedestrian facilities. The majority of LTF funding received by the County and available for allocation is distributed to all public transit operators in the County. The Commission receives allocations for administration, planning, and programming in addition to funding for Western County rail operations included in the commuter rail Short Range Transit Plan (SRTP). LTF sales tax revenue is budgeted at $130,000,000, a 2% change from the FY 2021/22 revised $127,000,000 projection.

A statewide sales tax on motor vehicle diesel fuel generates STA funds, which the State Controller allocates by formula to the Commission for allocations to the County's public transit operators. SB 1 provides additional STA revenues, including State of Good Repair (SGR) funds for transit maintenance, rehabilitation, and capital projects. The FY 2022/23 STA/SGR allocations, based on recent State estimates, is $30,964,600.

Intergovernmental revenues include reimbursement revenues from federal sources of $83,605,900, state sources of $147,821,900, and local agencies of $16,439,400 for highway and rail capital projects, rail operations and station maintenance, commuter assistance, and motorist assistance programs as well as planning and programming activities. The decrease of 27% in FY 2022/23 compared to the FY 2021/22 budget is related to decreases in federal, state, and local agency reimbursements. Senate Bill 132 (SB 132) enacted in April 2017 provides state funding for the 15/91 Express Lanes Connector and pass-through funding to the County for the Hamner Bridge widening and to both the County and city of Corona for various grade separation projects. Other state reimbursements will fund the SR-60 Truck Lanes, 71/91 Connector, Mid County Parkway (MCP) I-215/Placentia Avenue Interchange, MCP construction package, Smart Freeways, and station rehabilitation projects. Federal reimbursements provide funding for the I-15 Express Lanes–Southern Extension, I-15 Smart Corridor, SR-91 East Corridor Operations project, 71/91 Connector, MCP construction package, Smart Freeways, and station rehabilitation projects. Local reimbursements will fund the I-15 Express Lanes – Northern Extension, MCP I-215/Placentia Avenue Interchange, Santa Ana River Trail Extension, rideshare services, and regional conservation. Reimbursement revenues vary from year to year depending on project activities and funding levels.

Based on an amended Memorandum of Understanding (MOU) with the Western Riverside Council of Governments (WRCOG), the Commission receives 45.7% of TUMF revenues (as updated by the most recent Nexus study). TUMF represents fees assessed on new residential and commercial development in Western County. The Commission projects FY 2022/23 TUMF fees at $31,000,000.

FY 2021/22 marked the fifth complete fiscal year of toll operations for the RCTC 91 Express Lanes following substantial completion of the 91 Project in March 2017. Since opening and through February 2020, the RCTC 91 Express Lanes traffic and toll revenues surpassed initial 2013 financing assumptions and an updated Riverside County 91 Express Lanes Extension Investment Grade Traffic and Revenue Study approved by the Commission in December 2018. Based on the impacts of post COVID-19 on the RCTC 91 Express Lanes, the Commission cautiously estimates FY 2022/23 toll revenues, penalties and fees of $64,044,800 — comparable to the FY 2021/22 projected revenues of $64,516,800.

FY 2021/22 marked the first full year of toll operations for the 15 Express Lanes following substantial completion of the I-15 Express Lanes Project and opening of the 15 Express Lanes in April 2021. For FY 2022/23, the Commission projects $33,727,000 in toll revenues, penalties and fees for the 15 Express Lanes – comparable to the FY 2021/22 projected revenues of $34,130,100.

Other revenue of $707,000 includes property management generated from properties acquired in connection with various highway and rail properties.

The Commission anticipates a 28% increase in FY 2022/23 investment income from the FY 2021/22 budget due to higher cash and investment balances. The FY 2022/23 budget conservatively projects investment income at a 0.10% investment yield, no change from the prior year budget.

Transfers in of $244,603,200 relate to the transfer of LTF funding for general administration, planning and programming, rail operations, and grade separation project allocations; approved interfund allocations for specific projects and administrative cost allocations; and debt service requirements from highway, new corridors, and regional arterial funds.

Debt proceeds decreased 100% in FY 2022/23 due to the one-time refinancing of the 91 Project toll debt with proceeds from the 2021 Refunding Bonds in FY 2021/22. Additionally, the Commission issued the final draw on the TIFIA Loan for the I-15 Express Lanes project.

Total uses (Table 3), including transfers out of $244,603,200, are budgeted at $1,148,162,700 a 36% decrease from the prior year budget amount of $1,799,414,100. Program expenditures and transfers out totaling $1,031,709,400 represent 90% of total budgeted uses in FY 2022/23. Program costs increased by 2% from $1,010,081,000 in FY 2021/22 due to projects and programs identified below.

Table 3 – Uses FY 2021-2023

	FY 20/21 Actual	FY 21/22 Revised Budget	FY 21/22 Projected	FY 22/23 Budget	Dollar Change	Percent Change
Capital Highway, Rail, and Regional Arterials	$ 378,394,900	$ 645,053,500	$ 469,790,600	$ 541,533,500	$ (103,520,000)	-16%
Capital Local Streets and Roads	73,745,400	75,897,300	75,897,300	77,101,900	1,204,600	2%
Commuter Assistance	3,071,800	4,783,700	3,788,400	4,645,100	(138,600)	-3%
Debt Service	76,880,600	766,693,600	96,911,800	91,756,300	(674,937,300)	-88%
Management Services	17,872,900	22,639,500	20,251,800	24,697,200	2,057,700	9%
Motorist Assistance	6,452,000	9,096,600	8,443,900	9,536,900	440,300	5%
Planning and Programming	2,814,400	8,129,400	6,732,100	9,065,600	936,200	12%
Public and Specialized Transit	57,562,800	146,873,800	109,878,900	198,802,200	51,928,400	35%
Rail Maintenance and Operations	18,456,900	42,781,900	30,884,900	54,879,400	12,097,500	28%
Regional Conservation	1,721,400	5,768,200	5,530,200	10,353,700	4,585,500	79%
Toll Operations	19,342,500	71,696,600	38,491,500	125,790,900	54,094,300	75%
TOTAL Uses	$ 656,315,600	$ 1,799,414,100	$ 866,601,400	$ 1,148,162,700	$ (651,251,400)	-36%

Note: Management Services includes Executive Management, Administration, External Affairs, and Finance.

Capital highway, rail, and regional arterials budgeted uses of $541,533,500 are 16% lower compared to the FY 2021/22 budget due to significant completion on the SR-60 Truck Lanes and 91 Corridor Operations Project (91 COP), project activity on the 15/91 Express Lanes Connector, County's Hamner Bridge widening, County and various City of Corona grade separation projects, MCP I-215/Placentia Avenue Interchange, and completion and close-out activities on the I-15 Express Lanes Project.

Local streets and roads expenditures of $77,101,900 reflect an increase of $1,204,600 over the FY 2021/22 budget and represent the disbursements of 2009 Measure A sales tax revenues to local jurisdictions for the construction, repair, and maintenance of local streets and roads.

Commuter assistance budgeted expenditures of $4,645,100 are 3% lower than the FY 2021/22 budget due to restructuring of rideshare/vanpool platforms.

Debt service of $91,756,300 decreased 88% in FY 2022/23 due to the one-time refinancing of the 91 Project 2013 Toll Bonds and TIFIA prepayment of the TIFIA Loan with proceeds from the 2021 Refunding Bonds in FY 2021/22.

Management services expenditures of $24,697,000 increased 9% due to the addition of three Full-Time Equivalents (FTE) approved by the Commission's Executive Committee in March 2022. These positions were identified and necessary for workload management and continuance of service levels specifically for the Administration, Human Resources, and Finance departments; strengthened communication and engagement efforts; and technology equipment upgrades and maintenance.

Motorist assistance expenditures of $9,536,900 increased 5% due to transfers out for SAFE matching funds to FSP, commuter assistance special projects, and increased towing rates in the FSP program.

Planning and programming budgeted expenditures of $9,065,600 increased 12% due to increased projects and operation activities in connection with LTF disbursements for planning and programming, other agency projects, and special studies.

Public and specialized transit budgeted expenditures of $198,802,200 are 35% higher than the FY 2021/22 budget due to the use of federal stimulus funds (CARES Act, Coronavirus Response and Relief Supplemental Appropriations Act, and American Rescue Plan Act of 2021) available in the prior year to help respond to COVID-19 impacts rather than traditional operating subsidies to public transit operators.

The rail maintenance and operations budgeted expenditures of $54,879,400 are 28% higher than the FY 2021/22 budget due to the use of federal stimulus funds for COVID-19 impacts available in the prior year to fund Metrolink operations, rather than traditional operating subsidies.

Regional conservation budgeted expenditures of $10,353,700 reflects a second full year serving as the managing agency for the RCA. FY 2022/23 reflects an increase of $4,585,500 or 79% primarily due to the Commission's Finance department assuming the accounts payable invoice processing for the RCA. RCA will reimburse the Commission 100% of costs incurred. Additionally, the FY 2022/23 budget reflects the addition of one FTE for a Regional Conservation Deputy Director approved in March 2022 by the Commission's Executive Committee to manage RCA workload and continuance of service.

Toll operations expenses are budgeted at $125,790,900 to manage the operations, maintenance, and capital support of the RCTC 91 Express Lanes and 15 Express Lanes and to pay interest on 91 Express Lanes toll revenue debt. The 75% increase is due to operations and maintenance on the RCTC 91 Express Lanes; required repair and rehabilitation activity on the RCTC 91 Express Lanes; 91 Express Lanes eastbound lane to McKinley Avenue project; and transfer of surplus toll revenues for the 15/91 Express Lanes Connector project.

Chart 5 is an illustration of total uses included in the FY 2022/23 budget by major categories.

Chart 5 – Uses: Major Categories

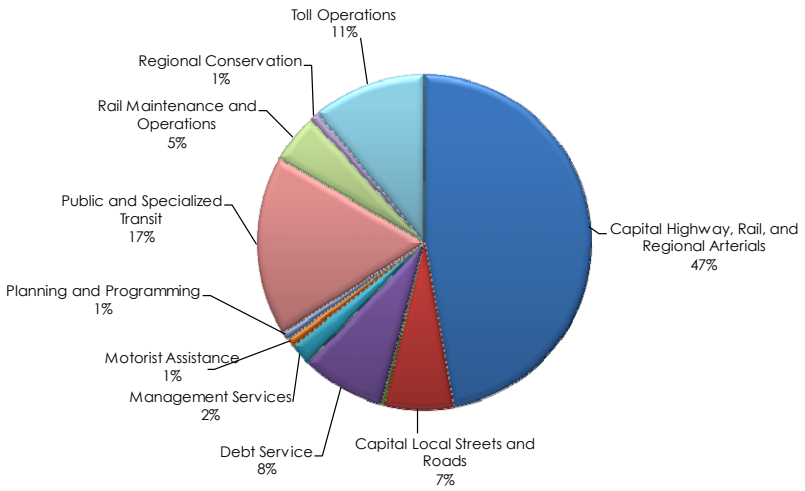

Commission Personnel

The Commission's salaries and benefits total $17,367,100 for FY 2022/23. This represents an increase of $1,153,900 or 7% over the FY 2021/22 budget of $16,213,200 (Chart 6). The increase relates primarily to the addition of four staff positions – Accountant, Administrative Assistant, Human Resources Assistant, and Regional Conservation Deputy Director; reclassification of four existing positions – Administrative Services Director/Clerk of the Board, Human Resources Manager, Regional Conservation Director, and Senior Management Analyst; an increase to the Commission's contribution to employee health benefits; a 4% pool for performance merit-based salary increases; and a 4% annual salary range structure cost of living adjustment (COLA). The COLA only applies to the to the Commission's salary range structure and is not automatically applied to the current employees' salaries. In June 2019, the Board approved the COLA will be predicated on the percent change in the Consumer Price Index (CPI) – All Urban Wage Earners, covering Riverside, CA for the 12-month period ending December 31, rounded to the nearest half percent, with a maximum adjustment of 4%. The COLA will be equal to the CPI, but no less than 0% and no greater than 4%. The CPI for the All Urban Wage Earners, covering Riverside, CA for the 12-month period ending December 31, 2021 was 6%. In accordance with the Board's action, CPI was capped at 4% and applied to the Commission's salary range structure for FY 2022/23. Significant variances in prior years (Chart 6) are primarily due to the Commission's one-time disbursement to pay down the California Public Employees Retirement System (CalPERS) unfunded actuarial pension liability of $8.6 million in FY 2019/20; six months serving as the managing agency for the RCA in FY 2020/21; and reorganization of the toll program, the addition of three new positions, and a full year serving as the managing agency for the RCA in FY 2021/22. The Commission's salary schedule for FY 2022/23 is included in Appendix B and complies with Government Code §20636 "Compensation Earnable" and California Code of Register §570.5, "Requirements for a Publicly Available Pay Schedule."

Chart 6 – Salaries and Benefits Cost: Five-Year Comparison

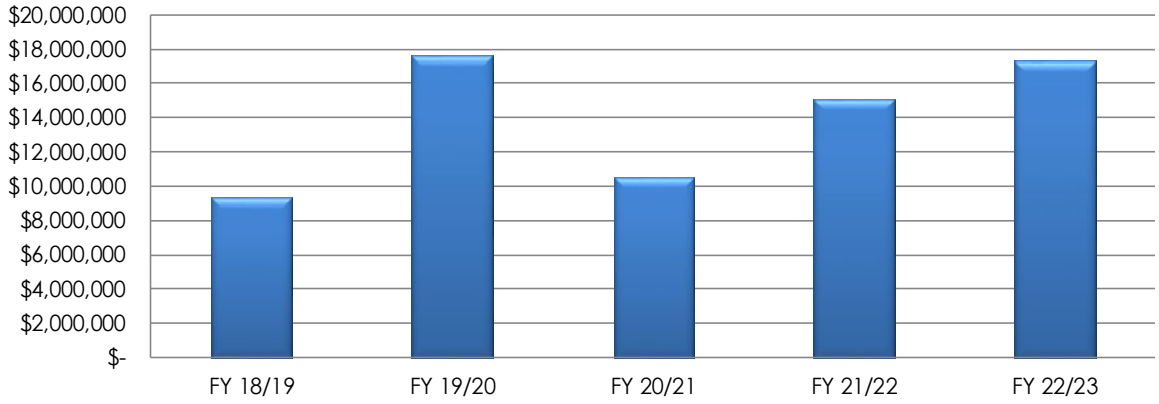

The 81 FTE positions included in the FY 2022/23 budget (Table 4) reflects an increase of four FTEs from the FY 2021/22 budget along with an increase of 18 FTE from FY 2020/21. The 81 FTE positions include 16 regional conservation positions. Management continues its commitment with its intent for the Commission's enabling legislation requiring a lean organization. The Commission will continue providing staff the tools needed to ensure an efficient and productive work environment. However, small should not be viewed in an absolute context; it is relative to the required tasks and the demands to be met.

Table 4 – Full-Time Equivalents by Department FY 2021—2023

	FY 20/21	FY 21/22	FY 22/23
Executive Management	1.1	1.0	0.5
Administration	5.4	5.7	8.9
External Affairs	3.1	4.2	5.3
Finance	8.8	9.4	10.5
Planning and Programming	5.2	5.6	5.7
Rail Maintenance and Operations	4.4	4.4	4.0
Public and Specialized Transit	2.8	2.7	2.9
Commuter Assistance	1.7	1.7	1.3
Motorist Assistance	1.0	1.4	1.4
Regional Conservation	12.9	17.5	18.2
Capital Project Development and Delivery	12.4	14.5	14.9
Toll Operations	4.2	8.9	7.4
TOTAL	63.0	77.0	81.0

The Commission provides a comprehensive package of benefits to employees. The package includes health, dental, vision, life insurance, short and long-term disability, workers' compensation, tuition assistance, sick and vacation leave, retirement benefits in the form of participation in the CalPERS, postretirement health care, deferred compensation, and employee assistance program. Chart 7 illustrates the compensation components.

Chart 7 – Personnel Salaries and Benefits

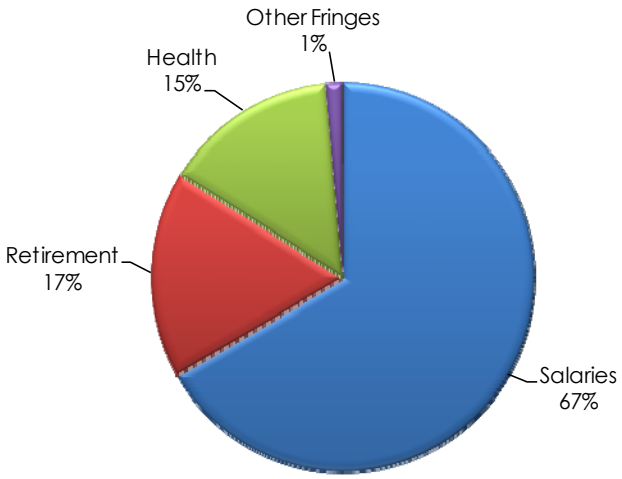

Department Initiatives

Staff prepared each department's budget based on key assumptions, accomplishments in FY 2021/22, major initiatives for FY 2022/23, and department goals and related objectives. Tables 5 through 16 present the key initiatives and summary of expenditures/expenses for each department. The department budgets section contains detailed discussions about each department.

Executive Management

- Continue project development and delivery as the key Measure A priority.
- Foster growth in usage of express lanes and ensure their financial success.
- Actively monitor, assess, and manage financial implications of the COVID-19.
- Continue planning efforts to advance passenger rail service in the Coachella Valley-San Gorgonio Pass Rail Corridor.
- Advocate for state and federal investments in transportation to fund needed transportation priorities in the County and stimulate the local economy.
- Maintain regional cooperation and collaboration as a significant effort consistent with the philosophy and mission of the Commission.
- Support a comprehensive social media outreach program to build awareness of the Commission and its role in the community.
- Maintain an effective mid-sized transportation agency with dedicated staff.

Table 5 – Executive Management

	FY 20/21 Actual	FY 21/22 Revised Budget	FY 21/22 Projected	FY 22/23 Budget	Dollar Change	Percent Change
Personnel	$ 482,900	$ 388,900	$ 384,700	$ 330,900	$ (58,000)	-15%
Professional	142,300	300,000	113,900	300,000	-	0%
Support	64,700	91,800	62,100	96,700	4,900	5%
TOTAL	$ 689,900	$ 780,700	$ 560,700	$ 727,600	$ (53,100)	-7%

Administration

- Provide high quality support services to the Commission and to internal and external customers.
- Maintain transparency and public accessibility to Commission business during COVID-19.
- Maintain an accurate and efficient electronic records management system.
- Provide timely communications and high-quality support services to Commissioners.
- Update technology to improve internal processes and interaction with the public.
- Support and develop a motivated workforce with a framework of activities and practices that comply with employment laws and regulations.

Table 6 – Administration

	FY 20/21 Actual	FY 21/22 Revised Budget	FY 21/22 Projected	FY 22/23 Budget	Dollar Change	Percent Change
Personnel	$ 714,000	$ 881,200	$ 715,400	$ 1,241,400	$ 360,200	41%
Professional	1,016,100	1,241,600	1,071,000	1,194,000	(47,600)	-4%
Support	811,600	1,350,400	1,052,400	1,425,200	74,800	6%
Capital Outlay	-	360,000	235,000	325,000	(35,000)	-10%
Debt Service	15,800	-	-	-	-	N/A
TOTAL	$ 2,557,500	$ 3,833,200	$ 3,073,800	$ 4,185,600	$ 352,400	9%

External Affairs

- Develop effective partnerships with transportation providers to communicate a unified message to Congress regarding mobility needs.
- Advocate on behalf of Riverside County's interests regarding the State's Climate Action Plan for Transportation Infrastructure.
- Advocate positions in the State Legislature and in Congress that advance the County's transportation interests.
- Continue a leadership role in formulating a countywide direction on federal transportation policies.
- Conduct a concerted outreach effort to new federal and state representatives on local transportation issues.
- Use modern technology to support a robust public communication and engagement effort focusing on accessible and transparent communication of the Commission's projects and programs.
- Engage and seek understanding of the Riverside County's community-based stakeholders to build trust and gain support to inform the decision-making process.
- Build awareness and support for the RCA and the implementation of the MSHCP.

Table 7 – External Affairs

	FY 20/21 Actual	FY 21/22 Revised Budget	FY 21/22 Projected	FY 22/23 Budget	Dollar Change	Percent Change
Personnel	$ 640,000	$ 974,600	$ 737,200	$ 1,318,100	$ 343,500	35%
Professional	505,800	1,014,900	950,000	1,347,000	332,100	33%
Support	15,100	230,500	175,500	235,100	4,600	2%
Capital Outlay	-	-	-	5,000	5,000	N/A
TOTAL	$ 1,160,900	$ 2,220,000	$ 1,862,700	$ 2,905,200	$ 685,200	31%

Finance

- Proactively monitor, assess, manage, and minimize COVID-19 financial impacts on the Commission's programs and projects to the maximum extent possible.
- Continue appropriate uses of long- and short-term financing to advance the Commission's 2009 Measure A projects.
- Provide support to the RCTC 91 Express Lanes and 15 Express Lanes toll operations contractor back offices to ensure the proper accounting of toll revenues and operations and maintenance costs.
- Keep abreast of Governmental Accounting Standards Board (GASB) technical activities affecting the Commission's accounting and financial reporting activities and implement new pronouncements.
- Upgrade the Enterprise Resource Planning (ERP) system to benefit all staff in the management of accounting and project information and automation of a paperless workflow system.
- Manage a centralized procurements process in order to strengthen controls and ensure consistency in the application of procurement policies and procedures and adherence to applicable laws and regulations.
- Support outreach activities to encourage disadvantaged business enterprise (DBE) and small business enterprise (SBE) participation in various contracts.

Table 8 – Finance

	FY 20/21 Actual	FY 21/22 Revised Budget	FY 21/22 Projected	FY 22/23 Budget	Dollar Change	Percent Change
Personnel	$ 1,421,800	$ 1,706,200	$ 1,706,200	$ 1,974,000	$ 267,800	16%
Professional	1,377,900	2,217,000	1,697,100	2,450,300	233,300	11%
Support	591,500	933,800	868,700	1,059,800	126,000	13%
Capital Outlay	73,300	870,000	404,000	1,313,900	443,900	51%
Transfers Out	10,015,900	10,078,600	10,078,600	10,080,800	2,200	0%
TOTAL	$ 13,480,400	$ 15,805,600	$ 14,754,600	$ 16,878,800	$ 1,073,200	7%

Planning and Programming

- Monitor funding authority and responsibility related to the State Transportation Improvement Program (STIP).
- Ensure administration and implementation of STIP/Regional Improvement Program (RIP), Active Transportation Program (ATP), and other funded projects consistent with California Transportation Commission (CTC), Caltrans, and Southern California Association of Governments (SCAG) policies.
- Continue to strategically program projects for all local agencies countywide into the Federal Transportation Improvement Program (FTIP) and obligate funds in an expeditious manner for the maximum use of all available funding, including monitoring the use of such funding to prevent from lapsing.
- Monitor all projects programmed to receive 2009 Measure A, TUMF, state, and federal funds to ensure timely delivery and prevent funds from lapsing.
- Focus on interregional concerns and maintain effective working relationships involving various multi-county transportation issues.
- Coordinate planning efforts with regional and local agencies relating to the development of Regional Transportation Plan/Sustainable Communities Strategy (RTP/SCS) and greenhouse gas reduction (GHG) implementation guidelines.
- Administer the Bicycle and Pedestrian Facilities Program (SB 821).
- Implement a customized database system to assist in the administration of 2009 Measure A local streets and roads and LTF SB 821 programs.

Table 9 – Planning and Programming

	FY 20/21 Actual	FY 21/22 Revised Budget	FY 21/22 Projected	FY 22/23 Budget	Dollar Change	Percent Change
Personnel	$ 864,700	$ 1,265,600	$ 917,600	$ 1,359,100	$ 93,500	7%
Professional	46,300	133,000	31,000	111,500	(21,500)	-16%
Support	4,500	28,600	33,200	84,500	55,900	195%
Projects and Operations	1,578,800	5,520,200	4,555,900	5,315,500	(204,700)	-4%
Capital Outlay	29,500	340,000	352,400	200,000	(140,000)	-41%
Transfers Out	290,600	842,000	842,000	1,995,000	1,153,000	137%
TOTAL	$ 2,814,400	$ 8,129,400	$ 6,732,100	$ 9,065,600	$ 936,200	12%

Rail Maintenance and Operations

- As a member of the SCRRA, continue active participation in the governance and operations of the Metrolink commuter rail system.
- Continue the planning and implementation of capital improvements at the commuter rail stations in the County, including security and rehabilitation projects and meeting parking requirements.
- Continue to support and evaluate activities related to the PVL service, such as promoting ridership especially for weekend service.
- Establish the best approach to build, maintain, and operate cost effective and environmentally sustainable facilities that meet the public's transportation needs.
- Lead the service development process and actively coordinate with all stakeholders along the Coachella Valley-San Gorgonio Pass Rail Corridor for intercity passenger rail service.
- Advance the next generation rail feasibility study to evaluate future growth opportunities for passenger rail in the County.

Table 10 – Rail Maintenance and Operations

	FY 20/21 Actual	FY 21/22 Revised Budget	FY 21/22 Projected	FY 22/23 Budget	Dollar Change	Percent Change
Personnel	$ 679,600	$ 930,300	$ 930,300	$ 844,600	$ (85,700)	-9%
Professional	1,032,000	2,231,900	1,912,600	1,065,300	(1,166,600)	-52%
Support	2,287,800	3,630,400	2,414,600	2,844,400	(786,000)	-22%
Projects and Operations	13,860,200	33,213,700	23,412,500	47,421,700	14,208,000	43%
Capital Outlay	167,900	1,867,700	1,307,100	1,680,000	(187,700)	-10%
Transfers Out	429,400	907,900	907,800	1,023,400	115,500	13%
TOTAL	$ 18,456,900	$ 42,781,900	$ 30,884,900	$ 54,879,400	$ 12,097,500	28%

Public and Specialized Transit

- Coordinate the operation of all public transportation services, especially for disadvantaged communities and essential workers, within the County by promoting program efficiency between transit operators.
- Monitor and coordinate federal stimulus allocations for COVID-19-related service impacts with transit operators, with an emphasis on recovery.
- Monitor and coordinate state and federal regulations for operating and/or capital impacts with transit operators.
- Continue public transit operator oversight and fiduciary responsibilities to ensure completion of annual fiscal audits and state triennial performance audits in accordance with TDA regulations.
- Support innovative programs that provide transit assistance in hard to serve rural areas or for riders having very special transit needs and monitor funding of these programs.
- Continue long-range planning activities to ensure that anticipated revenues are in line with projected levels of service by transit operators.

Table 11 – Public and Specialized Transit

	FY 20/21 Actual	FY 21/22 Revised Budget	FY 21/22 Projected	FY 22/23 Budget	Dollar Change	Percent Change
Personnel	$ 494,100	$ 547,700	$ 471,900	$ 593,000	$ 45,300	8%
Professional	255,100	1,179,700	237,700	949,900	(229,800)	-19%
Support	69,600	115,600	93,500	111,600	(4,000)	-3%
Projects and Operations	39,668,100	124,531,400	91,674,700	165,663,400	41,132,000	33%
Transfers Out	17,075,900	20,499,400	17,401,100	31,484,300	10,984,900	54%
TOTAL	$ 57,562,800	$ 146,873,800	$ 109,878,900	$ 198,802,200	$ 51,928,400	35%

Commuter Assistance

- Operate a cost-effective Transportation Demand Management (TDM) program within the County that results in a reduction of single occupant vehicles, vehicle miles traveled, and emissions.
- Transition from a locally provisioned Inland Empire-based rideshare and vanpool system to a regional platform/database.
- Maintain and grow employer partnerships through value-added services and tools for rideshare and telework programs.
- Continue to pilot expanding Commuter Assistance services and incentives to the Coachella Valley to stimulate countywide employer and TDM participation.
- Maintain the long-term partnership with San Bernardino County Transportation Authority (SBCTA) to manage and implement a "sister" commuter assistance program for residents and employers in San Bernardino County; release a request for proposals for the Commission and SBCTA's next evolution of the region's TDM program.
- Optimize Park and ride facilities to support shared-ride arrangements and facilitate transit connections.

Table 12 – Commuter Assistance

	FY 20/21 Actual	FY 21/22 Revised Budget	FY 21/22 Projected	FY 22/23 Budget	Dollar Change	Percent Change
Personnel	$ 324,600	$ 319,400	$ 260,100	$ 269,200	$ (50,200)	-16%
Professional	255,900	509,200	357,700	369,700	(139,500)	-27%
Support	2,300	57,900	30,200	59,900	2,000	3%
Projects and Operations	2,301,000	3,600,600	2,898,800	3,686,600	86,000	2%
Transfers Out	188,000	296,600	241,600	259,700	(36,900)	-12%
TOTAL	$ 3,071,800	$ 4,783,700	$ 3,788,400	$ 4,645,100	$ (138,600)	-3%

Motorist Assistance

- Maintain a high benefit-to-cost ratio related to the performance of the FSP program.
- Support regional mobility by providing 24/7 access to real-time traffic information, transportation options, and services.
- Enhance highway safety and reduce congestion by providing a roving motorist assistance service that patrols designated urban freeways and assists stranded or disabled vehicles.
- Continue to pilot focused effort that expands access to transportation demand management services and incentives to eastern Riverside County constituents.

Table 13 – Motorist Assistance

	FY 20/21 Actual	FY 21/22 Revised Budget	FY 21/22 Projected	FY 22/23 Budget	Dollar Change	Percent Change
Personnel	$ 134,800	$ 223,500	$ 199,100	$ 253,700	$ 30,200	14%
Professional	282,000	535,300	449,000	205,500	(329,800)	-62%
Support	114,000	203,600	181,600	186,000	(17,600)	-9%
Projects and Operations	3,765,700	5,227,000	4,707,000	5,459,500	232,500	4%
Transfers Out	2,155,500	2,907,200	2,907,200	3,432,200	525,000	18%
TOTAL	$ 6,452,000	$ 9,096,600	$ 8,443,900	$ 9,536,900	$ 440,300	5%

Regional Conservation

- Maintain commitment to protecting sensitive habitat and ensuring open space is a key component in enhancing the quality of life for local residents.
- Enhance communications to stakeholders, members of the public, and elected officials to be transparent about the RCA's conservation efforts, funding, and collaboration opportunities.
- Build upon relationships with local, state, and federal agencies to manage lands purchased or controlled by the RCA.

Table 14 – Regional Conservation

	FY 20/21 Actual	FY 21/22 Revised Budget	FY 21/22 Projected	FY 22/23 Budget	Dollar Change	Percent Change
Personnel	$ 1,176,200	$ 3,550,100	$ 3,550,100	$ 3,660,800	$ 110,700	3%
Professional	48,600	243,900	158,300	3,614,100	3,370,200	1382%
Support	8,100	60,300	7,900	369,800	309,500	513%
Projects and Operations	124,300	500,000	400,000	839,600	339,600	68%
Transfers Out	364,200	1,413,900	1,413,900	1,869,400	455,500	32%
TOTAL	$ 1,721,400	$ 5,768,200	$ 5,530,200	$ 10,353,700	$ 4,585,500	79%

Capital Project Development and Delivery

- Continue project work on the 91 COP, I-15 Express Lanes–Southern Extension, 15/91 Express Lanes Connector, I-15 Corridor Operations Project (15 COP), MCP I-215/Placentia Avenue Interchange, MCP construction package, 71/91 Connector, SR-60 Truck Lanes, and Smart Freeway projects included in the Western County Delivery Plan as well as projects on behalf of other agencies, including the I-15/Railroad Canyon Interchange, I-10/Highland Springs Road Interchange, and Santa Ana River Trail.
- Continue design and operations planning of the 15/91 Express Lanes Connector, 91 Express Lanes eastbound lane to McKinley Avenue, and design and development led by other agencies related to the 241/91 Express Lanes Connector and I-15 Express Lanes–Northern Extension.

- Provide 2009 Measure A funding to the incorporated cities and the County for local streets and roads maintenance, repair, and construction and to the Coachella Valley Association of Governments (CVAG) for highways and regional arterials.
- Provide TUMF regional arterial funding and support to local jurisdictions for regional arterial project engineering, right of way acquisition, and construction.
- Maintain a right of way acquisition and management program in support of capital projects and in the most cost-effective manner within project schedules, while adhering to federal and state regulations.
- Maintain and manage the access, use, safety, and security of Commission-owned properties including commuter rail stations, properties in acquisition process, and income-generating properties.
- Develop strategies to implement alternative financing structures including public express lanes.

Table 15 – Capital Project Development and Delivery

	FY 20/21 Actual	FY 21/22 Revised Budget	FY 21/22 Projected	FY 22/23 Budget	Dollar Change	Percent Change
Personnel	$ 2,796,300	$ 3,569,800	$ 3,558,000	$ 3,839,300	$ 269,500	8%
Professional	2,285,400	4,683,300	2,698,500	2,765,400	(1,917,900)	-41%
Support	1,414,800	1,174,000	378,000	1,496,600	322,600	27%
Projects and Operations	305,958,100	565,724,000	423,679,600	489,915,700	(75,808,300)	-13%
Capital Outlay	4,552,900	4,482,000	2,950,000	2,700,000	(1,782,000)	-40%
Debt Service	69,744,900	70,037,700	69,594,300	69,555,300	(482,400)	-1%
Transfers Out	135,132,800	141,317,700	112,423,800	117,918,400	(23,399,300)	-17%
TOTAL	$ 521,885,200	$ 790,988,500	$ 615,282,200	$ 688,190,700	$ (102,797,800)	-13%

Toll Operations

- Manage the operations of the RCTC 91 Express Lanes and 15 Express Lanes adhering to the Commission's Express Lanes toll policies.
- Manage toll operations using investment grade traffic and revenue studies and cost estimate assumptions specific to each express lane facility.
- Provide timely and effective reporting of toll operation metrics including revenue, transactions, carpool usage, and performance indicators.
- Support the design-build activities related to the 15/91 Express Lanes Connector and 91 Express Lanes eastbound lane to McKinley Avenue; and the design and development led by other agencies related to the 241/91 Express Lanes Connector and I-15 Express Lanes–Northern Extension.
- Participate in the California Toll Operators Committee (CTOC) to advance regional and statewide tolling initiatives, technology, interoperability, and coordination among California toll agencies.

Table 16 – Toll Operations

	FY 20/21 Actual	FY 21/22 Revised Budget	FY 21/22 Projected	FY 22/23 Budget	Dollar Change	Percent Change
Personnel	$ 816,400	$ 1,855,900	$ 1,710,900	$ 1,683,000	$ (172,900)	-9%
Professional	1,419,900	5,327,000	2,423,200	3,611,000	(1,716,000)	-32%
Support and Maintenance	3,438,300	8,775,500	5,152,300	9,895,400	1,119,900	13%
Projects and Operations	11,309,500	35,129,500	22,159,900	33,936,500	(1,193,000)	-3%
Capital Outlay	-	180,000	43,800	125,000	(55,000)	-31%
Debt Service	7,119,900	696,655,900	27,317,500	22,201,000	(674,454,900)	-97%
Transfers Out	2,358,400	20,428,700	7,001,400	76,540,000	56,111,300	275%
TOTAL	$ 26,462,400	$ 768,352,500	$ 65,809,000	$ 147,991,900	$ (620,360,600)	-81%

Fund Balances

The projected total fund balance as of June 30, 2022 is $1,278,326,000. The Commission expects the FY 2022/23 budgeted activities to result in an $109,080,500 decrease of total fund balance at June 30, 2023 to $1,169,245,500. The primary cause of the decrease is project activities in FY 2022/23 related to the 15/91 Express Lanes Connector, 15 COP, 91 COP, SR-60 Truck Lanes completion, MCP projects, I-15/Railroad Canyon Interchange, close-out activity on the 91 Project, rail station rehabilitation and maintenance, Western County Measure A and TUMF regional arterial projects, and public transit allocations. Table 17 presents the components of the projected fund balance by program at June 30, 2023.

Table 17 – Projected Fund Balances by Fund Type and Program at June 30, 2023

	Measure A Sales Tax				
	Western County	Coachella Valley	Palo Verde	Other	Total
Restricted:					
Bond Financing	$ 28,849,300	$ -	$ -	$ -	$ 28,849,300
Commuter Assistance	19,418,400	-	-	-	19,418,400
Debt Service	-	-	-	11,550,100	11,550,100
Economic Development	9,396,600	-	-	-	9,396,600
Highways	96,273,900	66,546,900	-	41,754,200	204,575,000
Local Streets and Roads	900	300	-	-	1,200
New Corridors	63,153,500	-	-	-	63,153,500
Planning and Programming	-	-	-	2,186,100	2,186,100
Public and Specialized Transit	13,274,900	767,900	-	372,578,700	386,621,500
Rail	46,550,400	-	-	28,428,400	74,978,800
CETAP	-	-	-	74,523,400	74,523,400
Regional Conservation	-	-	-	200	200
Regional Arterials	73,107,900	-	-	33,198,600	106,306,500
Motorist Assistance	-	-	-	9,702,200	9,702,200
Toll Operations	-	-	-	171,605,000	171,605,000
Assigned:					
Management Services	-	-	-	6,377,700	6,377,700
TOTAL Fund Balance	$ 350,025,800	$ 67,315,100	$ -	$ 751,904,600	$ 1,169,245,500

Chart 8 illustrates the actual and projected trends in fund balances for each governmental and enterprise fund type from FY 2019/20 through FY 2022/23.

Chart 8 – Projected Fund Balance Trends by Fund Type FY 2020 – 2023

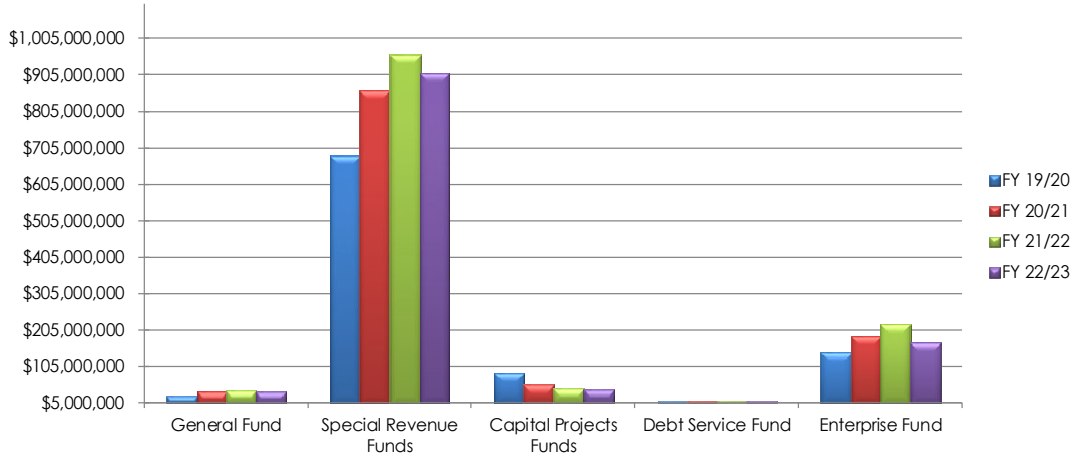

Budget Summary

The overall budget for FY 2022/23 is presented in Table 18 by summarized line items, Table 19 by operating and capital classifications, and Table 20 by fund type. Highway, regional arterial, rail, and regional conservation program projects expenditures are summarized in Table 21.

Table 18 – Budget Comparative by Summarized Line Item FY 2021—2023

	FY 20/21 Actual	FY 21/22 Revised Budget	FY 21/22 Projected	FY 22/23 Budget	Dollar Change	Percent Change
Revenues						
Measure A Sales Tax	$ 242,943,800	$ 250,000,000	$ 250,000,000	$ 255,000,000	$ 5,000,000	2%
LTF Sales Tax	123,038,700	127,000,000	127,000,000	130,000,000	3,000,000	2%
STA Sales Tax	23,576,900	23,909,100	28,465,200	30,964,600	7,055,500	30%
Federal Reimbursements	60,679,800	107,438,700	68,130,000	83,605,900	(23,832,800)	-22%
State Reimbursements	115,962,800	210,931,000	212,859,800	147,821,900	(63,109,100)	-30%
Local Reimbursements	12,875,600	21,897,300	14,125,000	16,439,400	(5,457,900)	-25%
TUMF Revenue	28,301,500	30,000,000	30,100,000	31,000,000	1,000,000	3%
Tolls, Penalties, and Fees	51,769,400	65,123,700	98,646,900	97,771,800	32,648,100	50%
Other Revenue	6,733,900	658,600	1,403,000	707,000	48,400	7%
Investment Income	2,711,100	910,100	5,012,900	1,168,400	258,300	28%
TOTAL Revenues	668,593,500	837,868,500	835,742,800	794,479,000	(43,389,500)	-5%
Expenditures/Expenses						
Personnel Salaries and Benefits	10,545,400	16,213,200	15,141,500	17,367,100	1,153,900	7%
Professional and Support						
Professional Services	8,667,300	19,616,800	12,100,000	17,983,700	(1,633,100)	-8%
Support Costs	8,822,300	16,652,400	10,450,000	17,865,000	1,212,600	7%
TOTAL Professional and Support Costs	17,489,600	36,269,200	22,550,000	35,848,700	(420,500)	-1%
Projects and Operations						
Program Operations	24,449,100	41,108,600	32,059,200	38,950,700	(2,157,900)	-5%
Engineering	18,315,900	27,562,300	16,064,500	29,503,200	1,940,900	7%
Construction	115,376,900	271,061,600	174,120,000	223,273,900	(47,787,700)	-18%
Design Build	61,861,100	96,159,000	75,635,500	82,493,500	(13,665,500)	-14%
Right of Way/Land	19,539,300	69,467,200	53,560,500	57,471,000	(11,996,200)	-17%
Operating and Capital Disbursements	52,159,900	155,885,400	114,971,200	211,200,900	55,315,500	35%
Special Studies	181,700	2,021,000	1,180,200	2,243,400	222,400	11%
Local Streets and Roads	73,745,400	75,897,300	75,897,300	77,101,900	1,204,600	2%
Regional Arterials	12,936,400	34,284,000	30,000,000	30,000,000	(4,284,000)	-12%
TOTAL Projects and Operations	378,565,700	773,446,400	573,488,400	752,238,500	(21,207,900)	-3%
Debt Service						
Principal Payments	28,505,100	555,986,600	29,995,000	31,405,000	(524,581,600)	-94%
Interest Payments	48,375,500	60,335,600	56,400,100	60,351,300	15,700	0%
Cost of Issuance	-	2,883,400	3,783,000	-	(2,883,400)	-100%
TOTAL Debt Service	76,880,600	619,205,600	90,178,100	91,756,300	(527,449,300)	-85%
Capital Outlay	4,823,600	8,099,700	5,292,300	6,348,900	(1,750,800)	-22%
TOTAL Expenditures/Expenses	488,304,900	1,453,234,100	706,650,300	903,559,500	(549,674,600)	-38%
Excess (deficiency) of Revenues over (under) Expenditures/Expenses	180,288,600	(615,365,600)	129,092,500	(109,080,500)	506,285,100	-82%
Other Financing Sources (Uses)						
Transfers In	173,536,200	198,692,000	153,217,400	244,603,200	45,911,200	23%
Transfers Out	(168,010,700)	(198,692,000)	(153,217,400)	(244,603,200)	(45,911,200)	23%
Debt Proceeds	-	638,300,000	-	-	(638,300,000)	-100%
TIFIA Loan Proceeds	15,661,000	6,919,000	-	-	(6,919,000)	-100%
Bond Premium	-	39,978,000	-	-	(39,978,000)	-100%
Payment to Escrow Agent	-	(147,488,000)	(6,733,700)	-	147,488,000	-100%
Net Financing Sources (Uses)	21,186,500	537,709,000	(6,733,700)	-	(537,709,000)	-100%
Excess (deficiency) of Revenues over (under) Expenditures/Expenses and Other Financing Sources (Uses)	201,475,100	(77,656,600)	122,358,800	(109,080,500)	(31,423,900)	40%
Beginning Fund Balance	954,492,100	1,155,967,200	1,155,967,200	1,278,326,000	122,358,800	11%
ENDING FUND BALANCE	$ 1,155,967,200	$ 1,078,310,600	$ 1,278,326,000	$ 1,169,245,500	$ 90,934,900	8%

Table 19 – Operating and Capital Budget FY 2022/23

	FY 22/23 Operating Budget	FY 22/23 Capital Budget	FY 22/23 TOTAL Budget
Revenues			
Measure A Sales Tax	$ 35,152,000	$ 219,848,000	$ 255,000,000
LTF Sales Tax	130,000,000	-	130,000,000
STA Sales Tax	30,964,600	-	30,964,600
Federal Reimbursements	19,643,800	63,962,100	83,605,900
State Reimbursements	8,739,400	139,082,500	147,821,900
Local Reimbursements	12,654,800	3,784,600	16,439,400
TUMF Revenue	-	31,000,000	31,000,000
Tolls, Penalties, and Fees	-	97,771,800	97,771,800
Other Revenue	-	707,000	707,000
Investment Income	481,500	686,900	1,168,400
TOTAL Revenues	237,636,100	556,842,900	794,479,000
Expenditures/Expenses			
Personnel Salaries and Benefits	11,703,600	5,663,500	17,367,100
Professional and Support			
Professional Services	11,599,800	6,383,900	17,983,700
Support Costs	6,473,000	11,392,000	17,865,000
TOTAL Professional and Support Costs	18,072,800	17,775,900	35,848,700
Projects and Operations			
Program Operations	13,157,400	25,793,300	38,950,700
Engineering	-	29,503,200	29,503,200
Construction	-	223,273,900	223,273,900
Design Build	-	82,493,500	82,493,500
Right of Way and Land	945,000	56,526,000	57,471,000
Operating and Capital Disbursements	210,213,400	987,500	211,200,900
Special Studies	2,143,400	100,000	2,243,400
Local Streets and Roads	-	77,101,900	77,101,900
Regional Arterials	-	30,000,000	30,000,000
TOTAL Projects and Operations	226,459,200	525,779,300	752,238,500
Debt Service			
Principal Payments	-	31,405,000	31,405,000
Interest Payments	-	60,351,300	60,351,300
TOTAL Debt Service	-	91,756,300	91,756,300
Capital Outlay	3,523,900	2,825,000	6,348,900
TOTAL Expenditures/Expenses	259,759,500	643,800,000	903,559,500
Excess (deficiency) of Revenues over (under) Expenditures/Expenses	(22,123,400)	(86,957,100)	(109,080,500)
Other Financing Sources (Uses)			
Transfers In	46,786,800	197,816,400	244,603,200
Transfers Out	(50,144,800)	(194,458,400)	(244,603,200)
Net Financing Sources (Uses)	(3,358,000)	3,358,000	-
Excess (deficiency) of Revenues over (under) Expenditures/Expenses and Other Financing Sources (Uses)	(25,481,400)	(83,599,100)	(109,080,500)
Beginning Fund Balance	499,886,200	778,439,800	1,278,326,000
ENDING FUND BALANCE	$ 474,404,800	$ 694,840,700	$ 1,169,245,500

Table 20 – Budget by Fund Type FY 2022/23

	General Fund	Special Revenue	Capital Projects	Debt Service	Enterprise	FY 22/23 TOTAL Budget
Revenues						
Measure A Sales Tax	$ -	$ 255,000,000	$ -	$ -	$ -	$ 255,000,000
LTF Sales Tax	-	130,000,000	-	-	-	130,000,000
STA Sales Tax	-	30,964,600	-	-	-	30,964,600
Federal Reimbursements	19,442,400	61,351,400	-	2,812,100	-	83,605,900
State Reimbursements	3,167,200	144,654,700	-	-	-	147,821,900
Local Reimbursements	1,000	16,438,400	-	-	-	16,439,400
TUMF Revenue	-	31,000,000	-	-	-	31,000,000
Tolls, Penalties, and Fees	-	-	-	-	97,771,800	97,771,800
Other Revenue	-	607,000	-	-	100,000	707,000
Investment Income	36,400	907,400	41,700	11,500	171,400	1,168,400
TOTAL Revenues	22,647,000	670,923,500	41,700	2,823,600	98,043,200	794,479,000
Expenditures/Expenses						
Personnel Salaries and Benefits	7,030,900	8,653,200	-	-	1,683,000	17,367,100
Professional and Support						
Professional Services	6,017,800	8,354,900	-	-	3,611,000	17,983,700
Support Costs	3,252,100	4,717,500	-	-	9,895,400	17,865,000
TOTAL Professional and Support Costs	9,269,900	13,072,400	-	-	13,506,400	35,848,700
Projects and Operations						
Program Operations	-	20,153,700	-	-	18,797,000	38,950,700
Engineering	-	29,503,200	-	-	-	29,503,200
Construction	-	213,517,900	-	-	9,756,000	223,273,900
Design Build	-	77,110,000	-	-	5,383,500	82,493,500
Right of Way/Land	-	57,471,000	-	-	-	57,471,000
Operating and Capital Disbursements	45,050,000	166,150,900	-	-	-	211,200,900
Special Studies	2,143,400	100,000	-	-	-	2,243,400
Local Streets and Roads	-	77,101,900	-	-	-	77,101,900
Regional Arterials	-	30,000,000	-	-	-	30,000,000
TOTAL Projects and Operations	47,193,400	671,108,600	-	-	33,936,500	752,238,500
Debt Service						
Principal Payments	-	-	-	31,405,000	-	31,405,000
Interest Payments	-	-	-	38,150,300	22,201,000	60,351,300
TOTAL Debt Service	-	-	-	69,555,300	22,201,000	91,756,300
Capital Outlay	3,343,900	2,880,000	-	-	125,000	6,348,900
TOTAL Expenditures/Expenses	66,838,100	695,714,200	-	69,555,300	71,451,900	903,559,500
Excess (deficiency) of Revenues over (under) Expenditures/Expenses	(44,191,100)	(24,790,700)	41,700	(66,731,700)	26,591,300	(109,080,500)
Other Financing Sources (Uses)						
Transfers In	43,220,600	131,827,300	-	69,555,300	-	244,603,200
Transfers Out	(2,990,800)	(159,223,400)	(3,036,900)	(2,812,100)	(76,540,000)	(244,603,200)
Net Financing Sources (Uses)	40,229,800	(27,396,100)	(3,036,900)	66,743,200	(76,540,000)	-
Excess (deficiency) of Revenues over (under) Expenditures/Expenses and Other Financing Sources (Uses)	(3,961,300)	(52,186,800)	(2,995,200)	11,500	(49,948,700)	(109,080,500)
Beginning Fund Balance	40,030,200	960,454,100	44,749,400	11,538,600	221,553,700	1,278,326,000
ENDING FUND BALANCE	$ 36,068,900	$ 908,267,300	$ 41,754,200	$ 11,550,100	$ 171,605,000	$ 1,169,245,500

Table 21 – Highway, Regional Arterial, Rail, and Regional Conservation Program Projects FY 2022/23

Description		
HIGHWAY ENGINEERING		
15 COP	$	3,700,000
15 Interim COP		250,000
71/91 Connector		580,000
91 COP		10,000
91 eastbound COP		1,000,000
Grade separation projects		850,000
I-15 Express Lanes—Southern Extension		6,000,000
I-15 Smart Corridor		1,060,200
I-15 Express Lanes - Ingress/Egress		1,000,000
MCP		50,000
MCP I-215/Placentia Avenue Interchange		100,000
MCP Sweeney mitigation		10,000
MCP construction package		5,000,000
Riverside County-Santa Ana River Trail Extension *(details presented in Section 3.2 Planning and Programming)*		1,710,000
SR-74 corridor — Ethanac Road		968,000
SR-79 realignment		200,000
SR-60 Truck Lanes		10,000
Smart Freeways		1,400,000
SUBTOTAL HIGHWAY ENGINEERING		23,898,200
REGIONAL ARTERIAL ENGINEERING		
I-15/Railroad Canyon Interchange		300,000
I-10/Highland Springs Avenue Interchange		1,000,000
Various Western County Measure A regional arterial (MARA) and TUMF regional arterial projects		2,210,000
SUBTOTAL REGIONAL ARTERIAL ENGINEERING		3,510,000
RAIL ENGINEERING		
Moreno Valley - March Field station upgrade		275,000
Riverside layover facility		115,000
Riverside Downtown station track and platform		1,705,000
SUBTOTAL RAIL ENGINEERING		2,095,000
TOTAL HIGHWAY, REGIONAL ARTERIAL, AND RAIL ENGINEERING	**$**	**29,503,200**
HIGHWAY CONSTRUCTION		
15/91 Express Lanes Connector	$	4,177,000
15 Interim COP		1,250,000
71/91 Connector		46,500,000
91 COP		1,700,000
91 Project		1,464,500
91 Express Lanes *(details presented in Section 3.4 Toll Operations)*		9,756,000
Hamner Bridge widening		22,773,000
I-15 Express Lanes		2,500,000
I-15 Express Lanes - Northern Extension		50,000
Jurupa Avenue grade separation		35,839,000
MCP I-215/Placentia Avenue Interchange		8,250,000
McKinley Avenue grade separation		34,435,000
Pachappa Underpass		2,000
SR-60 Truck Lanes		2,650,000
Smart Freeways		10,300,000
General *(details presented in Section 3.3 Capital Projects)*		3,698,400
SUBTOTAL HIGHWAY CONSTRUCTION		185,344,900
REGIONAL ARTERIAL CONSTRUCTION		
I-15/Railroad Canyon Interchange		1,050,000
Various Western County MARA and TUMF regional arterial projects		22,074,000
SUBTOTAL REGIONAL ARTERIAL CONSTRUCTION		23,124,000
RAIL CONSTRUCTION		
Moreno Valley - March Field station upgrade		14,800,000
Riverside layover facility		5,000
SUBTOTAL RAIL CONSTRUCTION		14,805,000
TOTAL HIGHWAY, REGIONAL ARTERIAL, AND RAIL CONSTRUCTION	**$**	**223,273,900**

Table 21 - Highway, Regional Arterial, Rail, and Regional Conservation Program Projects, continued

Description		
HIGHWAY DESIGN BUILD		
15/91 Express Lanes Connector	$	75,851,000
91 Express Lanes *(details presented in Section 3.4 Toll Operations)*		2,631,800
91 Express Lanes eastbound lane to McKinley Avenue (details presented in Section 3.4 Toll Operations)		2,651,700
91 Project		460,000
I-15 Express Lanes		299,000
I-15 Express Lanes - Northern Extension		500,000
SR-91/241 Connector *(details presented in Section 3.4 Toll Operations)*		100,000
TOTAL HIGHWAY DESIGN BUILD	**$**	**82,493,500**
HIGHWAY RIGHT OF WAY AND LAND		
15/91 Express Lanes connector	$	95,000
60/215 East Junction high occupancy vehicle (HOV) lane connectors		50,000
71/91 Connector		1,850,000
91 Project		13,146,000
I-15 Express Lanes		100,000
I-15/Limonite interchange		1,228,000
Jurupa Avenue grade separation		2,000,000
McKinley Avenue grade separation		2,387,000
MCP		110,000
MCP I-215/Placentia Avenue Interchange		15,850,000
MCP Sweeney mitigation		3,000,000
Riverside County-Santa Ana River Trail Extension *(details presented in Section 3.2 Planning and Programming)*		295,000
SR-60 Truck Lanes		600,000
SR-91 HOV lanes/Adams Street to 60/91/215 interchange		30,000
General *(details presented in Section 3.3 Capital Projects)*		2,402,500
SUBTOTAL HIGHWAY RIGHT OF WAY AND LAND		43,143,500
REGIONAL ARTERIAL RIGHT OF WAY AND LAND		
I-15/Railroad Canyon Interchange		10,000
I-10/Highland Springs Avenue Interchange		10,000
Various Western County MARA and TUMF regional arterial projects		13,020,000
SUBTOTAL REGIONAL ARTERIAL RIGHT OF WAY AND LAND		13,040,000
RAIL RIGHT OF WAY AND LAND		
Moreno Valley - March Field station upgrade		35,000
Riverside Downtown station track and platform		450,000
General		152,500
SUBTOTAL RAIL RIGHT OF WAY AND LAND		637,500
REGIONAL CONSERVATION RIGHT OF WAY AND LAND		
Regional Conservation acquisition consultant costs *(details presented in Section 3.2 Regional Conservation)*		650,000
TOTAL HIGHWAY, REGIONAL ARTERIAL, RAIL, AND REGIONAL CONSERVATION RIGHT OF WAY AND LAND	**$**	**57,471,000**
GRAND TOTAL HIGHWAY, REGIONAL ARTERIAL, RAIL, AND REGIONAL CONSERVATION PROGRAMS	**$**	**392,741,600**

Gann Appropriations Limit

In November 1979, the voters of the State approved Proposition 4, commonly known as the Gann Initiative (Gann). The proposition created Article XIIIB of the State Constitution, placing limits on the amount of revenue that can be spent by public agencies from the "proceeds of taxes." In 1980, the State Legislature added Section 7910 to the Government Code, providing that the governing body of each local jurisdiction must establish, by resolution, an appropriations limit for the following year. The appropriations limit for any fiscal year is equal to the previous year's limit adjusted for population changes and changes in the California per capita income.

The Commission is subject to the requirements of Article XIIIB. Gann appropriations limits are calculated for and applied to the Commission. In accordance with the requirements of Article XIIIB implementing legislation, the Board approved Resolution No. 22-010 on June 8, 2022, establishing appropriations limits for the Commission at $586,140,603. The FY 2022/23 budget appropriated $280,469,600 in taxes for the Commission, falling well within the limits set by the Gann. Based on historic trends and future projections, it appears the Commission's use of the proceeds of taxes, as defined by Article XIIIB, will continue to fall below the appropriations limit.

The calculation for the FY 2022/23 appropriations limit is as follows:

FY 2021/22 Appropriations Limit	$542,714,188
FY 2022/23 adjustment:	x 1.0800171

- Change in California per capita personal income 1.0755% ((7.55 + 100) / 100 = 1.0755)
- Change in Population, Riverside County 1.0042% ((0.42 + 100) / 100 = 1.0042)

- Calculation of factor for FY 2022/23 1.0755 x 1.0042 = 1.0800171

FY 2022/23 Appropriations Limit	**$586,140,603**

- $542,714,188 x 1.0800171 = $586,140,603

Source: California per capita income – California Department of Finance
Population, Riverside County – California Department of Finance

Financial Overview

Fiscal Accountability Policies

As the steward of local, state, and federal resources, RCTC maintains financial policies that promote fiduciary responsibility and organizational excellence.

Financial Planning	
Balanced Budget	RCTC adopts an annual budget in which operating and capital expenditures and other financing uses are equal to or less than identified revenues and other financing sources as well as available fund balances.
Administration	Allocations from local and state sources and toll operations fund administrative costs, including salaries and benefits. o Administrative salaries and benefits cannot exceed 1% of Measure A sales tax revenues. o Administrative costs will not exceed 4% of Measure A sales tax revenues (inclusive of the 1% salary limitation).
Retirement Benefits	RCTC contributes 100% of the annual requirement related to its proportionate share of the net pension liability and to the postretirement health care benefits.
Capital Projects	Multi-year capital projects are consistent with the strategic plan and budgeted by fiscal year, based on best available estimates.
Reserves	RCTC establishes and maintains reserves in accordance with Measure A and TDA policies as well as debt agreements.

Revenues	
Sales Tax	RCTC prepares annual and mid-year revised revenue projections to ensure use of current and relevant data; staff may adjust amounts during the budget process to reflect the most current economic trends.
Tolls	RCTC-adopted policies establish congestion pricing in order to optimize throughput on toll facilities while generating revenue to meet all financial commitments related to: o Debt issued to construct or repair any portion of the toll facility, payment of debt service, and satisfaction of other covenants and obligations related to indebtedness of the toll facility, including applicable reserves; o Development, maintenance, repair, rehabilitation, improvement, reconstruction, administration, and operation of the toll facilities, including toll collection and enforcement and applicable reserves; and o Projects within the corridor that generated the revenue.
Funding Sources	RCTC uses local funding sources to maximize federal and state funding of projects.
Sale of Properties	RCTC returns proceeds from the disposition of excess properties to the programs that provided the funding sources for the property acquisition.

Expenditures/Expenses	
Priorities	RCTC reviews established priorities for planning and programming of capital projects annually.
Accountability	RCTC compares actual expenditures/expenses to the budget on at least a quarterly basis and appropriately notes, explains, and justifies significant deviations.
Procurement	RCTC ensures competitive, transparent, objective, and fair procurement selection processes in accordance with policies adopted on February 10, 2021.

Capital and Intangible Assets	On a government-wide basis, RCTC records capital and intangible assets at historical costs, estimated historical costs if purchased or constructed, or estimated fair value at date of donation. RCTC maintains such assets in a state of good repair and safeguards them from misuse and misappropriation. o RCTC generally does not capitalize infrastructure, which title will be vested with Caltrans or other governmental agency. o RCTC depreciates capital and amortizes intangible assets over the estimated useful life or service concession term.

Debt Management	
Debt Limitation	Outstanding sales tax revenue debt cannot exceed $975 million, in accordance with Measure K approved by a majority of the voters in November 2010; RCTC can issue toll-supported debt for specific highway projects based on amounts authorized by the Commission.
Management	RCTC maintains and updates the Debt Management Policy, as adopted on March 11, 2020, and Interest Rate Swap Policy, as adopted July 12, 2006, for matters related to sales tax revenue and toll-supported indebtedness.
Coverage	RCTC maintains debt coverage ratios of 2.0x on all senior sales tax revenue debt and 1.3x on all toll-supported debt.
Issuance	RCTC issues debt for major capital projects including engineering, right of way, construction, and design-build; RCTC will not finance operating requirements except for initial toll operations. Costs of issuance, including the standard underwriter's discount, do not exceed 2% unless specifically authorized.
Maturity	All sales tax revenue debt matures prior to the termination of 2009 Measure A on June 30, 2039; all toll-supported debt matures prior to the expiration of toll facility agreements.

Cash Management	
Management	RCTC invests funds in order of priority (safety, liquidity, and yield) in accordance with the Investment Policy, adopted on December 8, 2021, or debt agreements.
Receipts	Where possible, RCTC encourages receipt of funds by wire transfer to its accounts.
Payments	RCTC makes cash disbursements to local jurisdictions and vendors/consultants in a timely manner.
Operating Balances	RCTC maintains amounts in the bank operating account at the amount necessary to meet monthly expenditures/expenses.

Accounting and Financial Reporting	
Accounting System	RCTC maintains an ERP system that integrates project and toll operations accounting needs and improves accounting efficiency.
Reporting	RCTC issues an annual financial report; separate financial reports for the LTF, STA, Proposition 1B Rehabilitation and Security Project Accounts, SB 1 SGR Program, Low Carbon Transit Operations Program (LCTOP), and toll operations; and the State Controller's Transportation Planning Agency Financial Transactions Report and Government Compensation in California Report.
Audits	An independent accounting firm conducts an annual audit of the Commission's accounting books and records; RCTC obtains audits of Measure A and TDA funding recipients for compliance and other matters in a timely manner.

Functional Management

Unlike many governments that provide direct services to the public, the Commission's overall responsibility is to manage transportation planning and funding for the County. As a result, its budget in terms of dollars, is comprised primarily of capital-related programs and projects; the operating component of the budget is related to toll operations, multimodal programs (transit planning, rail operations, and commuter and motorist assistance services), and regional conservation. Management services, consisting of executive management, administration, external affairs, and finance, provide support to both capital and operating programs and projects. Chart 9 depicts the organization of the Commission's oversight and management functions.

Chart 9 – Functional Organization Chart FY 2022/23

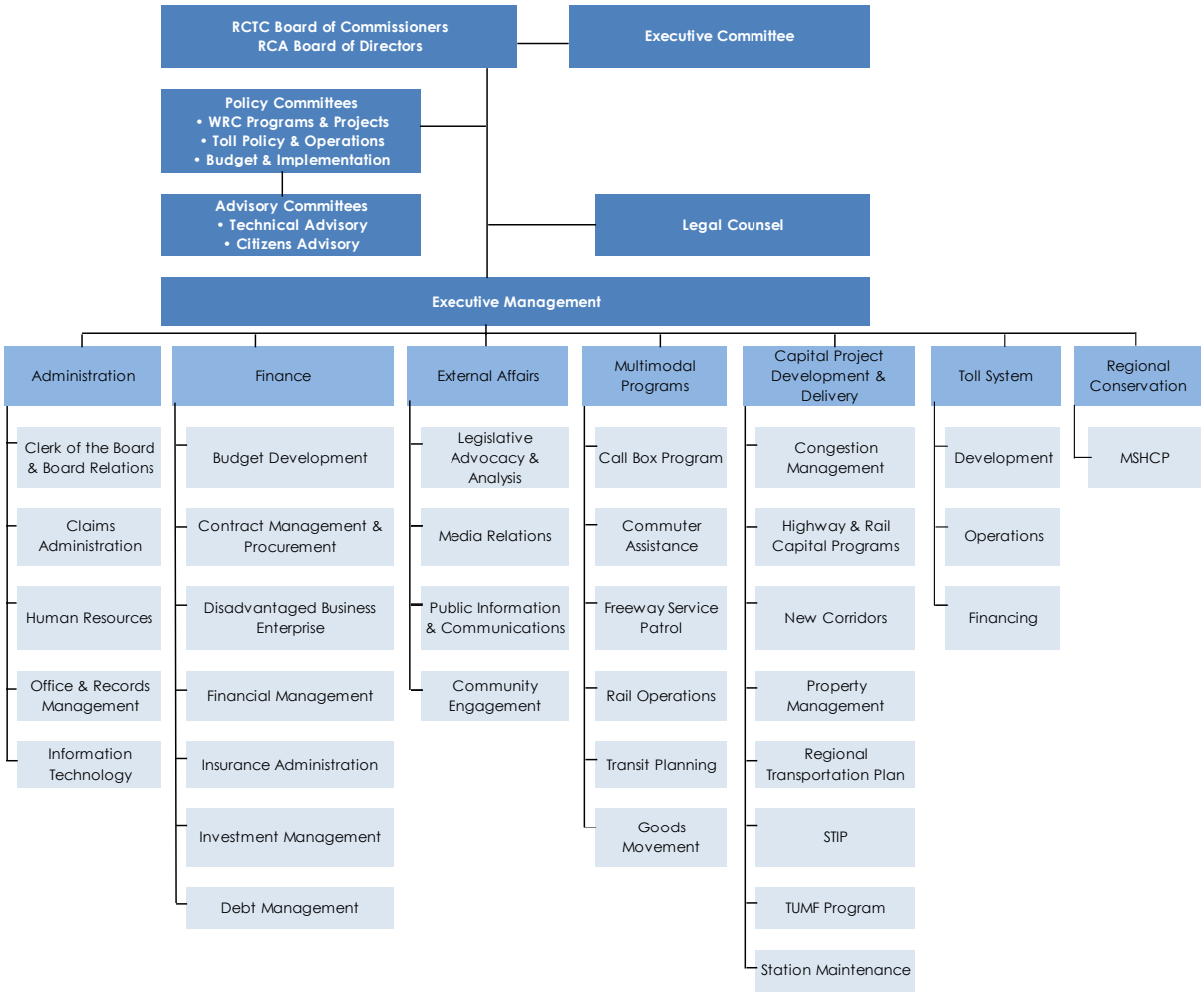

Chart 10 illustrates the relationship between the Commission's functional management or departments and the Commission's fund structure.

Chart 10 – Relationship of Functional Management and Fund Structure

Functional Management/Department	General Fund	Special Revenue Fund	Capital Projects Fund	Debt Service Fund	Enterprise Fund
Management Services					
Executive Management	X				
Administration	X				
External Affairs	X				
Finance	X	X		X	
Regional Programs					
Planning and Programming Services	X	X			
Rail Maintenance and Operations	X	X			
Public and Specialized Transit	X	X			
Commuter Assistance		X			
Motorist Assistance		X			
Regional Conservation		X			
Capital Projects Development and Delivery		X	X	X	
Toll Operations					X

Budget Process

The budget is the primary performance tool used to measure and control accountability of public agencies for taxpayer dollars. The budget communicates to all stakeholders (i.e., elected officials, regional agencies, and citizens) how the investment they made will be put to use by providing detailed information on the specifics of resource allocation and uses. The Commission monitors progress on a monthly basis, and it makes revisions and updates as necessary to reflect changing dynamics and accommodate unplanned requests. This results in a budget document that is useful and meaningful as a benchmark against which to evaluate government accomplishments and/or challenges and to assess compliance with fiscal accountability.

The budget process consists of six primary tasks conducted in phases throughout the fiscal year. Chart 11 illustrates the budget process for the development of the FY 2022/23 budget and monitoring of the FY 2021/22 budget. Each task is summarized below.

Chart 11 – Budget Process

ID	Task Name	Duration
1	Short-Term Strategic Direction Phase	140 days
2	Resource Identification and Allocation Phase	200 days
3	Needs Assessment Phase	120 days
4	Development and Review Phase	150 days
5	Adoption and Implementation Phase	60 days
6	Budget Roles and Responsibilities	365 days

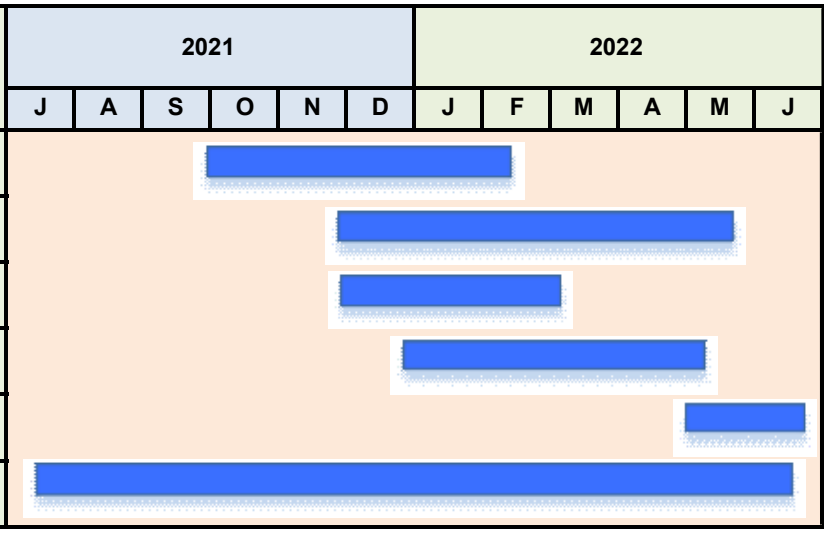

Short-Term Strategic Direction Phase

The first phase of the budget process is to determine the direction of the Commission in the short-term and to integrate this with the Commission's long-term goals and objectives, including the Western County Delivery Plan as updated and discussed in the Capital Project Development and

Delivery department section. Annually, a workshop is held for the Board to evaluate and determine where the Commission plans to be and what it desires to accomplish over the next five to 10 years; however, due to COVID-19, the Commission did not hold workshops in 2021 and 2022. Annual reviews allow for timely responsiveness to any significant political, legislative, or economic developments that may occur locally, statewide, or nationally. Staff then adjusts its course based on the long-term strategic direction of the policy makers.

Staff convenes in early January to assess actual results compared to the current year budget, and map changes in strategy for the ensuing fiscal year. Additionally, staff reviews and, if necessary, updates Commission goals and departmental mission statements. Those goals, upon review by the Board, become the Commission's short-term strategic direction.

Resource Identification and Allocation Phase

Simultaneous with the short-term strategic direction phase, staff focuses on available funding sources and estimated carryover amounts from the current year. The Commission analyzes its fund balances, the excess of fund assets over fund liabilities, for available appropriation in the following fiscal year. In actuality, resource identification occurs throughout the year, but it is finalized in the upcoming fiscal year budget. In connection with the long-term strategic planning process, the Commission determines borrowing needs, but it adjusts such amounts in the annual budget to reflect current information.

Needs Assessment Phase

Staff and consultants evaluate projects and studies for consideration in the next year. Project priority and sequencing set in the long-term strategic plan are the top candidates for budget submission. However, priorities may have changed due to economic necessities or political realities, resulting in rescheduling projects by acceleration or postponement. The Commission may add new projects or delete existing priorities.

Development and Review Phase

Using all the data and information gathered from the previously mentioned stages, department managers submit their desired budgets to the Finance Department. Finance staff compiles the information, along with staff and overhead allocations, into a preliminary or draft budget. After review by the Executive Director and inclusion of the desired changes, staff presents the draft budget to the Board for input.

Adoption and Implementation Phase

Staff submits the proposed budget to the Commission no later than its June meeting, and the Commission conducts a public hearing to allow for public comment on the proposed budget. The Commission may choose, after the public hearing, to adopt the budget or to request additional information and/or changes to the budget. The budget, including the salary schedule, must be adopted no later than June 15 of each year. Upon adoption by the Commission, staff enters the budget into the ERP system effective July 1 for the next fiscal year.

Budget Roles and Responsibilities

Involvement in the budget permeates all staffing levels at the Commission, as presented in the staff organization chart in Appendix B, from clerical support staff to policy makers. Each program manager develops a detailed line-item budget that consists of the operating and/or capital

components and submits those budgets, by program, to the department director for review and concurrence. While all departments have operating components, Rail station operations and maintenance and Toll Operations represent the Commission's primary operation functions that consider long-range planning. Details on these operations are included in the Rail and Toll Operations department sections, respectively. The department managers submit their budgets to the Chief Financial Officer by mid-March, and the Finance Department compiles the department budgets. Both the capital and operating budgets are combined into the draft budget for the entire Commission. The Chief Financial Officer and Executive Director review the entire budget for overall consistency with both the short- and long-term strategic direction of the Commission, appropriateness of funding sources for the identified projects and programs, and reasonableness of the operating and capital budget expenditures/expenses.

Expenditure/expense activities of the funds are controlled at the budgetary unit, which is the financial responsibility level (General, Measure A, Motorist Assistance, LTF, STA, TUMF, Other Agency Projects, Reginal Conservation, Capital Projects, Debt Service Funds, and Enterprise Fund) for each function (i.e., administration, operations, programs, intergovernmental distributions, debt service, capital outlay, and other financing uses). These functions provide the legal level of budgetary control (i.e., the level at which expenditures/expenses cannot legally exceed the appropriated amount).

Budget-to-actual reports are available to program managers and directors on a real-time basis through the ERP system for informational and management purposes, including identification and evaluation of any significant budget variations. During the fiscal year, management has the discretion to transfer budgeted amounts within the financial responsibility unit according to function or may provide support for supplemental budget appropriations requests. Supplemental budget appropriation requests require the authorization of the Commission. The Commission may take action at any monthly meeting to amend the budget. In some years, the Finance Department may compile miscellaneous requests and submit a budget appropriations adjustment at mid-year to the Commission for approval. Those budget amendments approved by the Commission are incorporated into the budget, as they occur, and are reflected in the annual financial report in the final budget amounts reported in the budgetary schedules.

Fund Budgets

Budgetary Basis

The Commission accounts for its budgeted funds using the modified and current financial resources measurement focus for governmental funds and the accrual basis of accounting and the economic resources measurement focus for enterprise funds. The basis of accounting is the same as the basis of budgeting. The Commission recognizes governmental fund revenues when measurable and available to meet current year obligations. Such revenues are available when guaranteed as to receipt, based on expenditure of funds (i.e., government matching funds), or certain to be received within 180 days of the end of the fiscal year. The Commission generally records governmental fund expenditures when it incurs a liability; however, debt service expenditures are recorded when the payment is due. Enterprise fund revenues are recognized when earned, and expenses are recorded when a liability is incurred, regardless of the timing of related cash flows. Chart 12 illustrates total sources and uses by fund type for the FY 2022/23 budget.

Chart 12 – Total Sources and Uses by Fund Type FY 2022/23

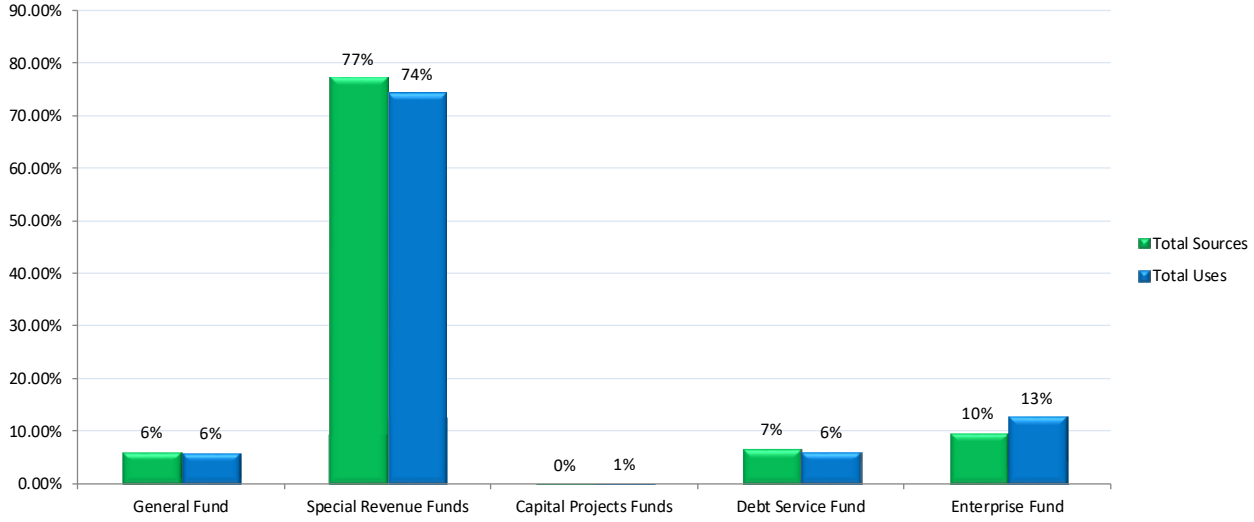

Fund Structure

The Commission accounts for its sources and uses in 33 funds (Chart 13) categorized into five fund types: General fund, special revenue funds, capital projects funds, debt service fund, and enterprise fund. All of the Commission's funds are budgeted. There are three funds reported in the General fund and 25 in the special revenue funds. Two capital projects funds are used to account for capital project expenditures financed with short- or long-term debt proceeds. The Commission has one debt service fund to account for debt-related activity. In addition, the Commission has two enterprise funds to account for the RCTC 91 Express Lanes and 15 Express Lanes operations.

Chart 13 – Budgeted Funds Structure FY 2022/23

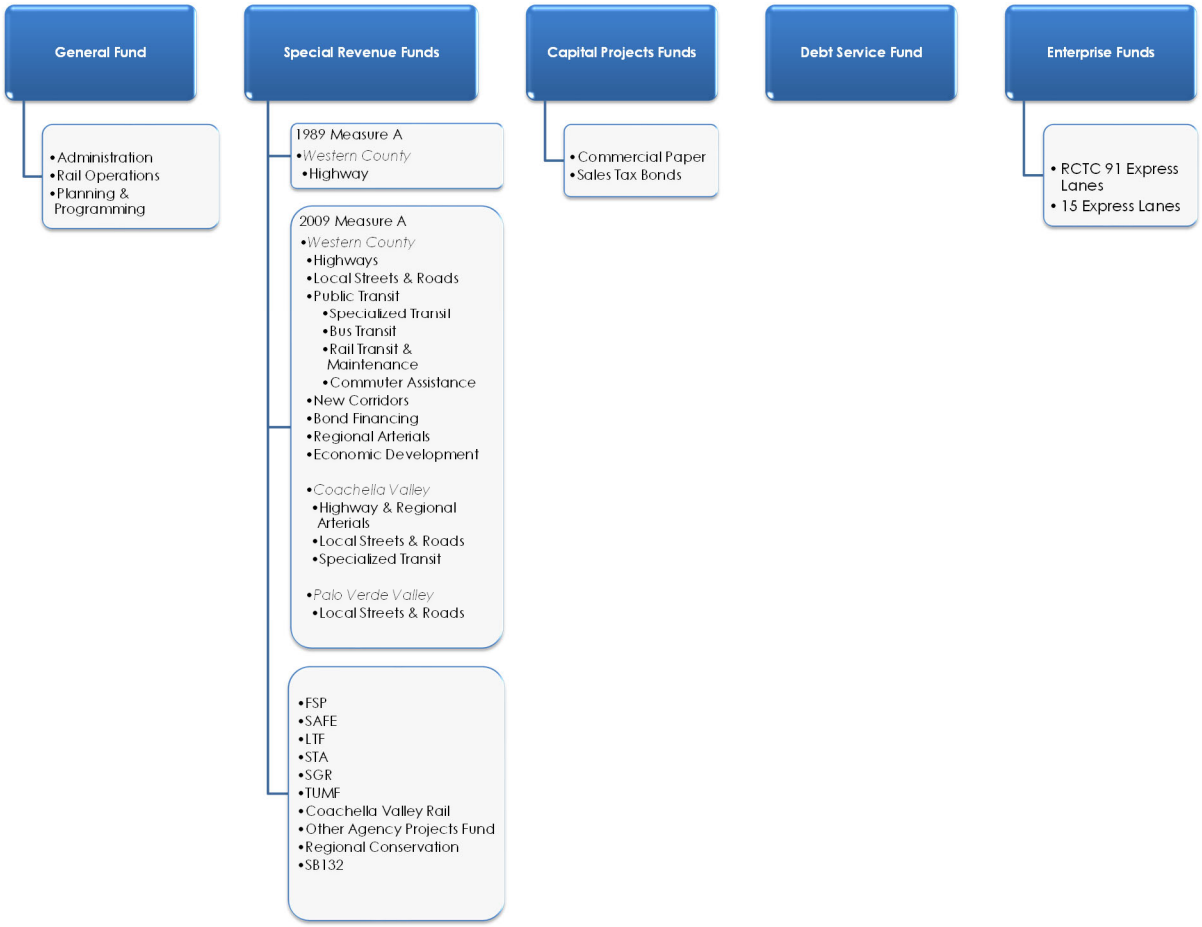

General Fund

Overview

The Commission's General fund accounts for all activities not legally required or designated by Board action to be accounted for separately. For many public agencies, the General fund is the largest fund; however, it is less significant for the Commission. The Commission's largest revenue source is Measure A, a locally levied sales tax that legally must be accounted for separately in special revenue funds. In addition to Commission administration and general operations, other General fund activities include commuter rail operations as well as planning and programming. Table 22 presents the FY 2022/23 budget for the General fund, followed by a discussion of significant components of the budget.

Table 22 – General Fund FY 2021 – 2023

	FY 20/21 Actual	FY 21/22 Revised Budget	FY 21/22 Projected	FY 22/23 Budget	Dollar Change	Percent Change
Revenues						
Federal Reimbursements	$ 13,032,600	$ 15,700,000	$ 11,285,100	$ 19,442,400	$ 3,742,400	24%
State Reimbursements	288,800	3,004,500	1,808,300	3,167,200	162,700	5%
Local Reimbursements	410,900	311,000	312,000	1,000	(310,000)	-100%
Other Revenue	1,200	1,300	700,000	-	(1,300)	-100%
Investment Income	32,900	17,600	45,800	36,400	18,800	107%
TOTAL Revenues	13,766,400	19,034,400	14,151,200	22,647,000	3,612,600	19%
Expenditures						
Personnel Salaries and Benefits	4,863,100	6,083,400	5,393,300	7,030,900	947,500	16%
Professional and Support						
Professional Services	2,967,000	5,494,800	3,861,800	6,017,800	523,000	10%
Support Costs	1,593,700	3,087,200	2,404,400	3,252,100	164,900	5%
TOTAL Professional and Support Costs	4,560,700	8,582,000	6,266,200	9,269,900	687,900	8%
Projects and Operations						
Construction	34,600	311,000	311,000	-	(311,000)	-100%
Operating and Capital Disbursements	11,777,800	30,725,000	22,396,500	45,050,000	14,325,000	47%
Special Studies	181,600	2,021,000	1,180,200	2,143,400	122,400	6%
TOTAL Projects and Operations	11,994,000	33,057,000	23,887,700	47,193,400	14,136,400	43%
Debt Service						
Principal Payments	10,100	-	-	-	-	N/A
Interest Payments	5,700	-	-	-	-	N/A
TOTAL Debt Service	15,800	-	-	-	-	N/A
Capital Outlay	102,800	3,257,700	2,191,400	3,343,900	86,200	3%
TOTAL Expenditures	21,536,400	50,980,100	37,738,600	66,838,100	15,858,000	31%
Excess (deficiency) of Revenues over (under) Expenditures	(7,770,000)	(31,945,700)	(23,587,400)	(44,191,100)	(12,245,400)	38%
Other Financing Sources (Uses)						
Transfers In	20,403,600	26,579,200	27,095,300	43,220,600	16,641,400	63%
Transfers Out	(577,800)	(1,618,100)	(1,395,800)	(2,990,800)	(1,372,700)	85%
Net Financing Sources (Uses)	19,825,800	24,961,100	25,699,500	40,229,800	15,268,700	61%
Excess (deficiency) of Revenues over (under) Expenditures and Other Financing Sources (Uses)	12,055,800	(6,984,600)	2,112,100	(3,961,300)	3,023,300	-43%
Beginning Fund Balance	25,862,300	37,918,100	37,918,100	40,030,200	2,112,100	6%
ENDING FUND BALANCE	$ 37,918,100	$ 30,933,500	$ 40,030,200	$ 36,068,900	$ 5,135,400	17%

The sources for the General fund (Chart 14) consist of:

- Various federal and state reimbursements for planning activities and commuter rail station operations;
- Investment income;
- Transfers from various funds for the allocation of administrative costs;
- Transfers of LTF sales tax revenues for planning, programming, and monitoring (PPM) activities; and
- Transfers of LTF Article 4 allocations for commuter rail operations and capital.

Chart 14 – General Fund Sources FY 2022/23

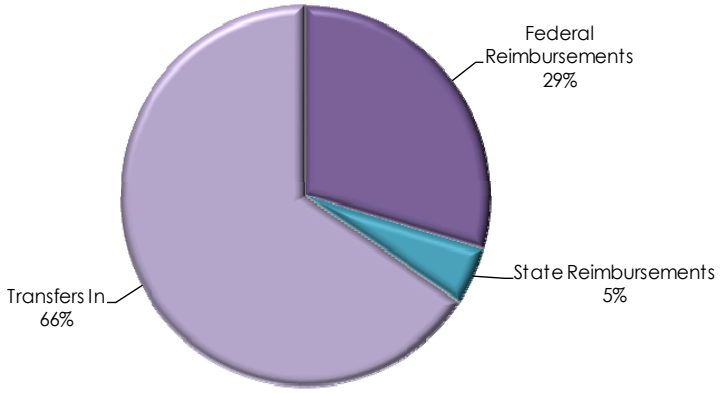

Federal reimbursements relate to rail station preventative maintenance and transit-oriented communities' strategic plan. State reimbursements include station mobility improvements, as well as STIP funds for PPM activities.

The Commission allocates and transfers to the General fund a portion of LTF sales tax revenues for administration, planning and programming, and rail transit operations and capital for the following purposes:

- General fund administration allocations funded with LTF sales tax revenues of $142,700 in FY 2022/23.
- State law sets planning allocations at 3% of estimated LTF sales tax revenues. The FY 2022/23 budget for planning allocations is $3,900,000. The FY 2021/22 revised budget of $4,693,000 includes the effect of the mid-year projection adjustment that includes the unapportioned carryover amount, which is not determined until after the prior year's fiscal year end, and revised revenue projections.
- LTF sales tax revenues of $771,100 in FY 2022/23 will fund General fund allocations for planning, programming, and regional activities.
- Commuter rail operating and capital needs determine the amount of LTF and STA allocations to the extent that revenues and reserved fund balance are available. The FY 2022/23 budget includes $21,500,000 and $3,000,000 in LTF and STA allocations, respectively, primarily to fund operating contribution expenditures to SCRRA.

The Commission allocates administrative costs based on a cost allocation plan and recognizes reimbursements to the General fund from other funds as transfers in. The FY 2022/23 General fund administrative allocation of $6,390,100 from Measure A may be adjusted based on actual expenditures, but in no event will it exceed 4% of total Measure A revenues (including administrative salaries and benefits). Administrative transfers in from STA, TUMF, motorist assistance, toll operations, SB 132, regional conservation, and other agency project funds of $7,516,700 in FY 2022/23 increased from $6,526,600 in FY 2021/22 due to increased level of activity requiring administrative support.

Chart 15 – General Fund Uses FY 2022/23

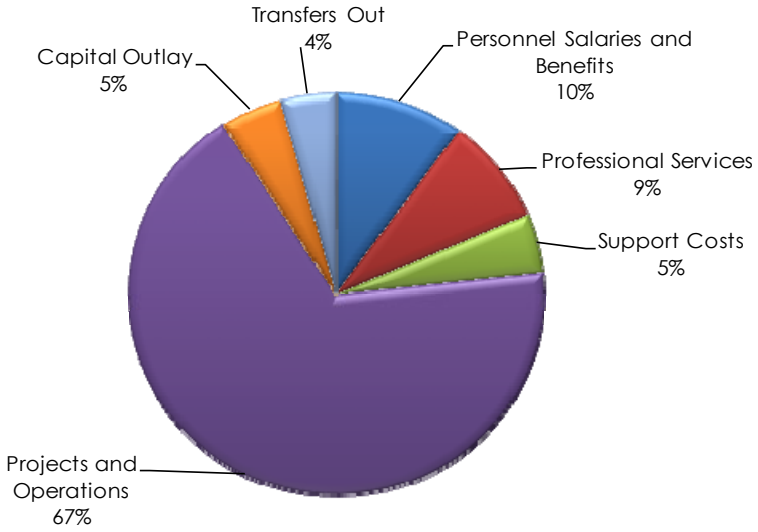

Chart 15 depicts General fund uses. Personnel salaries and benefits expenditures increased $947,500 due to the net change in allocation of FTEs, the addition of three positions – Accountant, Administrative Assistant, and Human Resources Assistant; reclassification of two existing positions – Administrative Services Director/Clerk of the Board and Human Resources Manager; an increase to the Commission's contribution to employee health benefits; and a 4% pool for performance merit-based salary increases. Professional costs increased 10% compared to the prior year due to cloud-based budget software annual services, information technology services, and robust public engagement. Support costs increased 5% primarily due to Commission insurance services, software database maintenance, and social media improvements.

Construction expenditures decreased 100% related to the Riverside Downtown station mobility improvements in the prior year. The FY 2022/23 operating and capital disbursements budget includes allocations of $43,100,000 for the Metrolink commuter rail subsidy and $1,950,000 for planning operating disbursements. Special studies expenditures include transit-oriented communities, pass area transit, truck impact, and next generation rail studies. Capital outlay expenditures increased 3% due to information technology upgrades and station improvements. Transfers out include $1,840,800 to the General fund for administration from rail operations and planning and programming activities and $1,150,000 to the Measure A Western County highway fund for I-15 smart corridor projects.

Special Revenue Funds

Overview

The Commission's special revenue funds are legally restricted as to use for Measure A projects and programs, TUMF projects, motorist assistance services, regional conservation, other agency project coordination, and funding transit operations and capital in the County. Table 23 is a summary of the special revenue funds' budgets, and Tables 24 through 36 present the individual budgets along with respective discussions.

Table 23 – Special Revenue Funds FY 2021 – 2023

	FY 20/21 Actual	FY 21/22 Revised Budget	FY 21/22 Projected	FY 22/23 Budget	Dollar Change	Percent Change
Revenues						
Measure A Sales Tax	$ 242,943,800	$ 250,000,000	$ 250,000,000	$ 255,000,000	$ 5,000,000	2%
LTF Sales Tax	123,038,700	127,000,000	127,000,000	130,000,000	3,000,000	2%
STA Sales Tax	23,576,900	23,909,100	28,465,200	30,964,600	7,055,500	30%
Federal Reimbursements	44,828,900	88,929,600	54,032,800	61,351,400	(27,578,200)	-31%
State Reimbursements	115,674,000	207,926,500	211,051,500	144,654,700	(63,271,800)	-30%
Local Reimbursements	12,464,700	20,745,500	13,774,000	16,438,400	(4,307,100)	-21%
TUMF Revenue	28,301,500	30,000,000	30,100,000	31,000,000	1,000,000	3%
Other Revenue	5,764,300	559,300	605,000	607,000	47,700	9%
Investment Income	920,900	663,700	1,833,500	907,400	243,700	37%
TOTAL Revenues	597,513,700	749,733,700	716,862,000	670,923,500	(78,810,200)	-11%
Expenditures						
Personnel Salaries and Benefits	4,865,900	8,273,900	8,037,300	8,653,200	379,300	5%
Professional and Support						
Professional Services	4,280,400	8,795,000	5,815,000	8,354,900	(440,100)	-5%
Support Costs	3,790,300	4,789,700	2,893,300	4,717,500	(72,200)	-2%
TOTAL Professional and Support Costs	8,070,700	13,584,700	8,708,300	13,072,400	(512,300)	-4%
Projects and Operations						
Program Operations	14,928,500	19,497,100	17,166,800	20,153,700	656,600	3%
Engineering	18,315,900	27,412,300	16,064,500	29,503,200	2,090,900	8%
Construction	113,949,300	260,967,600	172,625,000	213,517,900	(47,449,700)	-18%
Design Build	61,465,200	92,574,000	69,552,000	77,110,000	(15,464,000)	-17%
Right of Way	19,539,300	69,467,200	53,560,500	57,471,000	(11,996,200)	-17%
Operating and Capital Disbursements	40,382,100	125,160,400	92,574,700	166,150,900	40,990,500	33%
Special Studies	100	-	-	100,000	100,000	N/A
Local Streets and Roads	73,745,400	75,897,300	75,897,300	77,101,900	1,204,600	2%
Regional Arterials	12,936,400	34,284,000	30,000,000	30,000,000	(4,284,000)	-12%
TOTAL Projects and Operations	355,262,200	705,259,900	527,440,800	671,108,600	(34,151,300)	-5%
Capital Outlay	4,720,800	4,662,000	3,057,100	2,880,000	(1,782,000)	-38%
TOTAL Expenditures	372,919,600	731,780,500	547,243,500	695,714,200	(36,066,300)	-5%
Excess (deficiency) of Revenues over (under) Expenditures	224,594,100	17,953,200	169,618,500	(24,790,700)	(42,743,900)	-238%
Other Financing Sources (Uses)						
Transfers In	66,759,600	102,518,500	56,517,400	131,827,300	29,308,800	29%
Transfers Out	(127,710,900)	(157,594,200)	(129,645,300)	(159,223,400)	(1,629,200)	1%
TIFIA Loan Proceeds	15,661,000	6,919,000	-	-	(6,919,000)	-100%
Net Financing Sources (Uses)	(45,290,300)	(48,156,700)	(73,127,900)	(27,396,100)	20,760,600	-43%
Excess (deficiency) of Revenues over (under) Expenditures and Other Financing Sources (Uses)	179,303,800	(30,203,500)	96,490,600	(52,186,800)	(21,983,300)	73%
Beginning Fund Balance	684,659,700	863,963,500	863,963,500	960,454,100	96,490,600	11%
ENDING FUND BALANCE	$ 863,963,500	$ 833,760,000	$ 960,454,100	$ 908,267,300	$ 74,507,300	9%

The Commission accounts for Measure A and LTF sales taxes, STA and SGR allocations, Western County TUMF, state budgetary allocations, vehicle registration fees, and other agency and regional conservation reimbursements in the 25 special revenue funds. Federal, state, and local reimbursements and transfers in consisting principally of RCTC 91 Express Lanes surplus toll revenue and TUMF regional arterial funding to supplement the SB 132 revenues for the 15/91 Express Lanes Connector and the County's Hamner Bridge project, respectively. Chart 16 illustrates the various special revenue fund sources.

Chart 16 – Special Revenue Funds Sources FY 2022/23

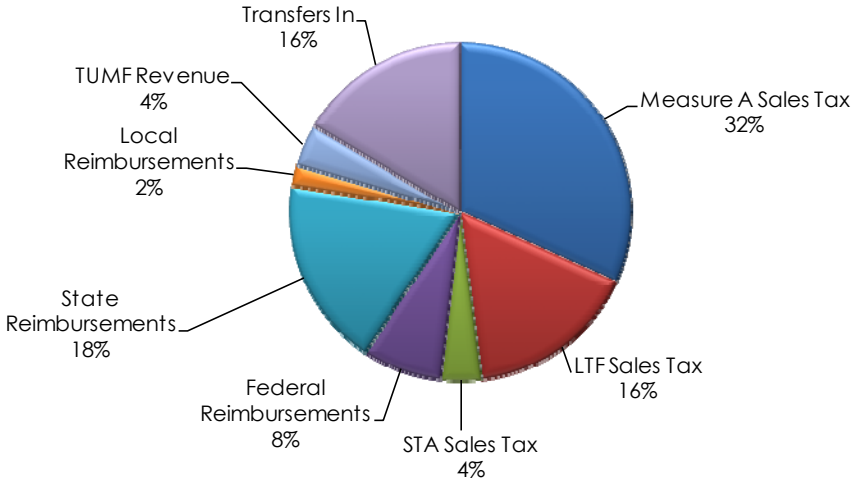

The Commission expends special revenue funds' resources on:

- County highway, rail, regional arterial, and new corridors engineering, right of way acquisition, construction, and design-build;
- Local streets and roads maintenance, repair, and construction;
- Economic development incentives;
- Sales tax bond financing;
- Bicycle and pedestrian facilities;
- Education and incentive programs to encourage use of alternate modes of transportation;
- Special social service transportation programs;
- Public transit operations and capital needs;
- Motorist towing and freeway call box assistance; and
- Regional conservation management.

As shown in Chart 17, projects and operations expenditures represent the primary use of special revenue fund resources.

Chart 17 – Special Revenue Funds Uses FY 2022/23

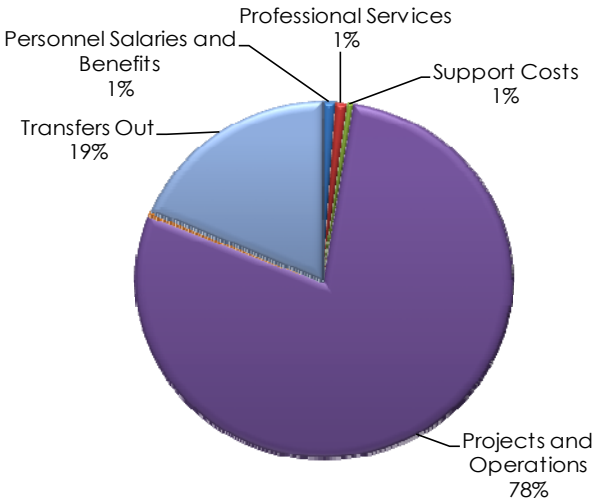

Measure A Special Revenue Funds

Measure A sales tax revenue, which is allocated to the three geographic areas of the County (Chart 18) primarily funds 15 of the special revenue funds. There is one 1989 Measure A and ten 2009 Measure A Western County funds, three 2009 Measure A Coachella Valley funds, and one 2009 Measure A Palo Verde Valley fund.

Chart 18 – Measure A Sales Tax Revenues by Geographic Area

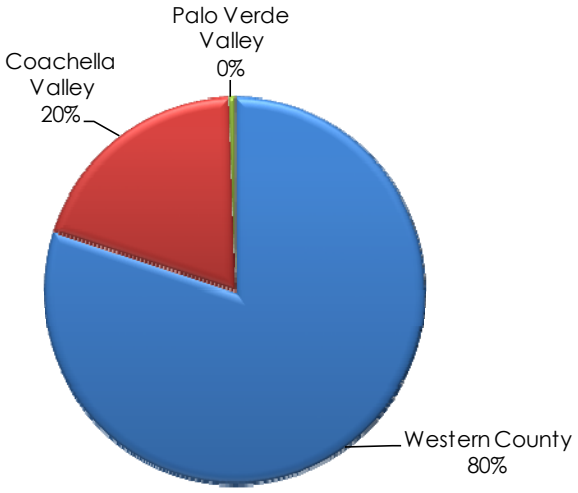

Since the 1989 Measure A terminated on June 30, 2009, the remaining 1989 Measure A Western County fund will be closed upon the completion of the specific highway projects. With the commencement of the 2009 Measure A on July 1, 2009, 14 funds will be in existence for the 30-year term. These funds account for all Measure A project and program expenditures and transfers of debt service for capital projects.

The Measure A special revenue funds expend monies on capital construction and improvements to highways, commuter rail, regional arterials, new corridors, and local streets and roads. Funding is also reserved for commuter assistance, public and specialized transit, and economic development incentives programs as well as bond financing costs. The Commission is a self-help county, and, as such on major highway projects, the Commission supplements the State's spending. Upon completion of most highway projects, Caltrans takes over the maintenance and operations of the projects.

The Commission pledged all Measure A sales tax revenues as security for the Commission's senior sales tax revenue bonds and subordinate commercial paper notes. Debt service on the bonds is recorded in the Sales Tax Bonds debt service fund, and Measure A special revenue funds provide most of the resources for debt service through transfers out.

Western County Measure A Funds

The Western County Measure A special revenue funds account for Western County's approximately 80% share of the Measure A sales tax. Taxable sales changes among the geographic areas impact the geographic allocation formula from year to year. As demonstrated in Table 24, most of the Commission's reimbursements flow through these funds, since the sales tax leverages state and federal dollars.

Table 24 – Western County Measure A Funds FY 2021 – 2023

	FY 20/21 Actual	FY 21/22 Revised Budget	FY 21/22 Projected	FY 22/23 Budget	Dollar Change	Percent Change
Sources						
Measure A Sales Tax						
Bond Financing	$ 15,255,300	$ 15,698,000	$ 15,698,000	$ 16,400,000	$ 702,000	4%
Commuter Assistance	2,825,100	2,907,000	2,907,000	3,037,000	130,000	4%
Economic Development Incentives	2,260,000	2,326,000	2,326,000	2,430,000	104,000	4%
Highways	57,631,100	59,304,000	59,304,000	61,954,000	2,650,000	4%
Local Streets and Roads	54,806,100	56,397,000	56,397,000	58,917,000	2,520,000	4%
New Corridors	20,905,400	21,513,000	21,513,000	22,474,000	961,000	4%
Public Bus Transit	2,881,600	2,965,000	2,965,000	3,098,000	133,000	4%
Rail	11,526,200	11,861,000	11,861,000	12,391,000	530,000	4%
Regional Arterials	16,950,300	17,443,000	17,443,000	18,222,000	779,000	4%
Specialized Transit	4,802,600	4,943,000	4,943,000	5,163,000	220,000	4%
Total Measure A	189,843,700	195,357,000	195,357,000	204,086,000	8,729,000	4%
Federal Reimbursements	44,739,200	88,929,600	54,032,800	61,351,400	(27,578,200)	-31%
State Reimbursements	26,496,500	34,523,100	36,677,500	54,236,000	19,712,900	57%
Local Reimbursements	9,353,700	12,036,300	6,780,700	3,613,900	(8,422,400)	-70%
Other Revenue	5,746,300	541,300	587,000	589,000	47,700	9%
Investment Income	492,900	259,600	841,500	349,700	90,100	35%
Transfers In	61,885,200	57,753,200	44,456,500	30,799,100	(26,954,100)	-47%
TIFIA Loan Proceeds	15,661,000	6,919,000	-	-	(6,919,000)	-100%
TOTAL Sources	354,218,500	396,319,100	338,733,000	355,025,100	(41,294,000)	-10%
Uses						
Personnel Salaries and Benefits	3,167,900	3,768,500	3,576,200	3,687,200	(81,300)	-2%
Professional Services	2,831,400	5,611,300	3,318,800	3,331,600	(2,279,700)	-41%
Support Costs	3,513,600	4,446,100	2,670,500	3,393,900	(1,052,200)	-24%
Projects and Operations						
Program Operations	9,916,800	12,029,500	10,771,200	13,108,600	1,079,100	9%
Engineering	9,964,500	23,957,800	10,044,800	23,183,200	(774,600)	-3%
Construction	79,605,700	128,104,100	92,439,000	111,743,900	(16,360,200)	-13%
Design Build	18,525,700	7,877,000	5,841,000	1,259,000	(6,618,000)	-84%
Right of Way	970,500	46,653,600	15,084,800	37,666,000	(8,987,600)	-19%
Operating and Capital Disbursements	2,890,900	13,400,000	9,700,000	9,237,500	(4,162,500)	-31%
Special Studies	100	-	-	100,000	100,000	N/A
Local Streets and Roads	54,653,400	56,281,700	56,281,700	58,774,300	2,492,600	4%
TOTAL Projects and Operations	176,527,600	288,303,700	200,162,500	255,072,500	(33,231,200)	-12%
Capital Outlay	4,720,800	4,662,000	3,057,100	2,880,000	(1,782,000)	-38%
Transfers Out	103,609,500	104,840,700	92,614,400	93,595,200	(11,245,500)	-11%
TOTAL Uses	294,370,800	411,632,300	305,399,500	361,960,400	(49,671,900)	-12%
Excess (deficiency) of Sources over (under) Uses	$ 59,847,700	$ (15,313,200)	$ 33,333,500	$ (6,935,300)	$ 8,377,900	-55%

The budgeted Western County Measure A sales tax reflects a 4% increase from the prior year. Taxable sales changes between jurisdictions within the County also periodically affect the geographic allocation formula from year to year.

Federal reimbursements for highway and rail projects are lower in the FY 2022/23 budget and relate primarily to funding from the Federal Transit Administration (FTA), Congestion Mitigation and Air Quality (CMAQ), Surface Transportation Block Grant (STBG), and Federal Emergency Management Agency. The 31% decrease in federal reimbursements is primarily attributable to federal funding for activity on the SR-60 Truck Lanes project, 91 COP, MCP construction package, and station rehabilitation and improvement projects in the previous fiscal year.

State reimbursements are higher by 57% compared to the FY 2021/22 budget and reflect funding from STIP, State Highway Operations and Protection Program (SHOPP), and SB 1 Local Partnership Program (LPP) primarily for the 15/91 Express Lanes Connector project, 71/91 Connector project, Smart Freeway project, MCP construction package, and completion of the SR-60 Truck Lanes and MCP I-215/Placentia Avenue Interchange projects.

Local reimbursements are lower by 70% compared to the FY 2021/22 budget and reflects lower funding from the Orange County Transportation Authority (OCTA)for the near completion of the 91 COP.

Other revenue is higher by 9% from the prior year and is attributable to property management

lease revenues. Investment income increased 35% from the previous year due to projected higher cash and investment balances. The FY 2022/23 budget conservatively projects investment income at .10% investment yield, no change from the prior year budget.

Transfers in include:

- $3,036,900 sales tax revenue bond proceeds from the Capital Projects fund to for the completion of the I-15 Express Lanes project;
- $109,600 from RCTC 91 Express Lanes surplus toll revenues for the 91 COP;
- $10,000,000 from the 2009 Measure A bond financing fund to fund a portion of Western County debt service;
- $1,171,800 from the TUMF Community Environmental Transportation Acceptability Process (CETAP) fund for the MCP I-215/Placentia Avenue Interchange project and construction package;
- $1,150,000 from the General fund for I-15 smart corridor projects;
- $8,220,600 from the 2009 Measure A Western County new corridors fund for its share of the MSHCP debt service obligation;
- $3,523,100 from the TUMF CETAP fund for its share of the MSHCP debt service obligation;
- $2,812,100 from the Debt Service fund for Build America Bonds (BABs) subsidy payments;
- $450,000 from the STA fund for a station rehabilitation and improvement project; and
- $325,000 from the SAFE fund for a commuter assistance Coachella Valley expansion project.

TIFIA Loan proceeds decreased 100% due to the opening of the 15 Express Lanes in April 2021 and the transfer of the TIFIA Loan to the 15 Express Lanes Enterprise fund.

Personnel salaries and benefits expenditures decreased 2% and is comparable to the prior year.

Measure A Western County professional services expenditures in FY 2022/23 consist of general legal services for the various programs and capital projects and other professional services for highway, rail capital and commuter assistance projects and the Commission's debt programs. The $2,279,700 or 41% decrease in FY 2022/23 reflects the prior year activity in general legal and other professional services related to the 91 Project and various programs and projects, respectively. Support costs related to highway and rail projects and property management as well as the commuter assistance program decreased $1,052,200, or 24%, due to prior year additional station maintenance, including COVID-19 sanitation, reduction in hosting for a new rideshare/vanpool system platform, and unused budget authority for 91 COP utility fees due to substantial completion.

General program operations comprise the program management with outside consultants for the highway and rail capital and commuter assistance programs, permits required for capital projects, and subsidies and certificates for the commuter assistance program. Such levels of operations typically fluctuate as project activities transition to another phase.

Many of the Commission's Western County rail and highway projects funded by Measure A have been in various phases of engineering, construction, design-build, and right of way activity. The Commission expects engineering, construction, design build, and right of way to decrease 3%, 13%, 84% and 19%, respectively, due to significant completion on the SR-60 Truck Lanes project and 91 COP, project activity on the 15/91 Express Lanes Connector, County's Hamner Bridge widening, County and City of Corona grade separation projects, MCP I-215/Placentia Avenue Interchange, and completion and close-out activities on the I-15 Express Lanes Project.

Operating and capital disbursements decreased 31% compared to the FY 2021/22 budget and relate to Western County intercity bus service, specialized transit expenditures, and rail capital funded by Measure A. Operating and capital disbursements are made based on the needs of transit operators. Local streets and roads or turn back payments to local jurisdictions and the County, are comparable to the prior year as a result of comparable Measure A sales tax revenues.

Capital outlay includes equipment and improvements for the rail program and reflects a 38% decrease for station rehabilitation and improvements completed in the prior fiscal year.

Significant transfers out from the Western County Measure A funds include:

- Funding for debt service payments of $79,555,300;
- $8,220,600 from the 2009 Measure A Western County new corridor fund for its share of the MSHCP debt service obligation; and
- $5,819,300 for the administrative costs allocation.

Coachella Valley Measure A Funds

These special revenue funds account for Coachella Valley's 20% share of the Measure A sales tax (Table 25).

Table 25 – Coachella Valley Measure A Funds FY 2021 – 2023

	FY 20/21 Actual	FY 21/22 Revised Budget	FY 21/22 Projected	FY 22/23 Budget	Dollar Change	Percent Change
Sources						
Measure A Sales Tax						
Highways & Regional Arterials	$ 26,018,200	$ 26,774,000	$ 26,774,000	$ 24,847,000	$ (1,927,000)	-7%
Local Streets and Roads	18,212,700	18,743,000	18,743,000	17,393,000	(1,350,000)	-7%
Specialized Transit	7,805,500	8,032,000	8,032,000	7,454,000	(578,000)	-7%
Total Measure A	52,036,400	53,549,000	53,549,000	49,694,000	(3,855,000)	-7%
Investment Income	67,200	49,000	158,700	67,300	18,300	37%
Transfers In	131,700	-	-	-	-	N/A
TOTAL Sources	52,235,300	53,598,000	53,707,700	49,761,300	(3,836,700)	-7%
Uses						
Professional Services	8,900	19,200	9,100	9,400	(9,800)	-51%
Support Costs	-	100	-	-	(100)	-100%
Projects and Operations						
Operating and Capital Disbursements	5,955,900	7,000,000	7,000,000	10,900,000	3,900,000	56%
Local Streets and Roads	18,060,000	18,627,700	18,627,700	17,250,300	(1,377,400)	-7%
Regional Arterials	12,936,400	34,284,000	30,000,000	30,000,000	(4,284,000)	-12%
TOTAL Projects and Operations	36,952,300	59,911,700	55,627,700	58,150,300	(1,761,400)	-3%
Transfers Out	430,700	345,800	345,800	428,100	82,300	24%
TOTAL Uses	37,391,900	60,276,800	55,982,600	58,587,800	(1,689,000)	-3%
Excess (deficiency) of Sources over (under) Uses	$ 14,843,400	$ (6,678,800)	$ (2,274,900)	$ (8,826,500)	$ (2,147,700)	32%

Coachella Valley Measure A sales tax revenues decreased 7% from the prior year. Taxable sales changes between jurisdictions within the County also periodically affect the geographic allocation formula from year to year.

Investment income increased 37% compared to the previous year's budget due to higher projected higher cash and investment balances.

The Coachella Valley operating and capital disbursements represent specialized transit funds distributed to SunLine Transit Agency (SunLine) for transit operations. Local streets and roads payments to local jurisdictions are directly affected by changes in Measure A sales tax revenues. Regional arterial projects are highway and regional arterial projects managed by CVAG.

The Commission accounts for debt service funding related to CVAG highway and regional arterial projects, under advance funding agreements, in projects and operations in order to be consistent with the accounting in the ERP system.

Transfers out of $428,100 relate to the administrative costs allocation.

Palo Verde Valley Measure A Fund

This special revenue fund accounts for Palo Verde Valley's less than 1% share of the Measure A sales tax (Table 26).

Table 26 – Palo Verde Valley Measure A Fund FY 2021 – 2023

	FY 20/21 Actual	FY 21/22 Revised Budget	FY 21/22 Projected	FY 22/23 Budget	Dollar Change	Percent Change
Sources						
Measure A Sales Tax						
Local Streets and Roads	$ 1,063,700	$ 1,094,000	$ 1,094,000	$ 1,220,000	$ 126,000	12%
Uses						
Local Streets and Roads	1,032,000	987,900	987,900	1,077,300	89,400	9%
TOTAL Projects and Operations	1,032,000	987,900	987,900	1,077,300	89,400	9%
Transfers Out	32,100	106,100	106,100	142,700	36,600	34%
TOTAL Uses	1,064,100	1,094,000	1,094,000	1,220,000	126,000	12%
Excess (deficiency) of Sources over (under) Uses	$ (400)	$ -	$ -	$ -	$ -	N/A

Total Measure A sales tax revenues is comparable to the prior year. Measure A sales tax projections affected by taxable sales changes among the geographic areas that impact the geographic allocation formula from year to year.

Local streets and roads represent the only expenditures in the Palo Verde Valley. Transfers out of $142,700 relate to the administrative costs allocation.

Non-Measure A Special Revenue Funds

The non-Measure A special revenue funds account for LTF disbursements; TUMF Western County project costs; motorist assistance expenditures for towing service as well as freeway call box and 511 traveler information system operations; transit disbursements from STA and SGR funding; Coachella Valley rail planning and development; interagency project activities; SB 132 project activities; and regional conservation. These activities are budgeted in the LTF, TUMF, FSP, SAFE, STA, SGR, Coachella Valley Rail, Other Agency Projects, SB 132 special revenue funds, and regional conservation, respectively.

Local Transportation Fund

The LTF special revenue fund derives its revenue from one quarter of one cent of the state sales tax that is returned to source and provides for funding of public transit operations in the County, bicycle and pedestrian facility projects, planning, and administration (Table 27).

Table 27 – Local Transportation Fund FY 2021 – 2023

	FY 20/21 Actual	FY 21/22 Revised Budget	FY 21/22 Projected	FY 22/23 Budget	Dollar Change	Percent Change
Sources						
LTF Sales Tax	$ 123,038,700	$ 127,000,000	$ 127,000,000	$ 130,000,000	$ 3,000,000	2%
Local Reimbursements	500	-	-	-	-	N/A
Investment Income	119,500	174,400	253,500	240,100	65,700	38%
TOTAL Sources	123,158,700	127,174,400	127,253,500	130,240,100	3,065,700	2%
Uses						
Projects and Operations						
Operating and Capital Disbursements	20,675,100	68,298,000	55,944,700	104,640,000	36,342,000	53%
TOTAL Projects and Operations	20,675,100	68,298,000	55,944,700	104,640,000	36,342,000	53%
Transfers Out	15,045,600	14,801,100	14,801,100	26,313,800	11,512,700	78%
TOTAL Uses	35,720,700	83,099,100	70,745,800	130,953,800	47,854,700	58%
Excess (deficiency) of Sources over (under) Uses	$ 87,438,000	$ 44,075,300	$ 56,507,700	$ (713,700)	$ (44,789,000)	-102%

The Commission projects LTF sales tax revenue in FY 2022/23 to remain relatively comparable to the prior year. Investment income increased 38% compared to the previous year's budget due to projected higher cash and investment balances.

In FY 2022/23, approximately 97% and 3% of the LTF transit expenditures of $102,053,000 are for operating and capital purposes, respectively. LTF operating allocations, subject to approval in June 2022, are comprised of 70% to Western County, 28% to Coachella Valley, and 2% to Palo Verde Valley public bus operators. Other operating and capital disbursements include allocations for SB 821 bicycle and pedestrian projects of $1,600,000 and planning and administration allocations of $987,000 to the County Auditor-Controller and SCAG.

Transfers out include allocations to the Commission's General fund for planning and administration of $771,100; rail operations of $21,500,000; $3,900,000 for planning, programming, and agency share of the administrative costs; and $142,700 for administrative costs allocation.

Transportation Uniform Mitigation Fee Fund

The TUMF fund accounts for the Commission's share of developer fee assessments on new residential and commercial developments in Western County for regional arterials and CETAP corridors (Table 28).

TUMF revenues includes $31,000,000 based on projected fees distributed to the Commission and is comparable to the prior year. The state reimbursements are related to STIP and SB 1 LPP reimbursements for the I-15/Railroad Canyon Interchange project, a city of Lake Elsinore regional arterial project managed by the Commission. Investment income increased 114% compared to the previous year's budget due higher projected higher cash and investment balances. The FY 2022/23 transfers in of $273,600 relate to funding for the SR-79 realignment project from the TUMF CETAP's share of the special revenue fund.

Table 28 – Transportation Uniform Mitigation Fee Fund FY 2021 – 2023

	FY 20/21 Actual	FY 21/22 Revised Budget	FY 21/22 Projected	FY 22/23 Budget	Dollar Change	Percent Change
Sources						
State Reimbursements	$ 11,533,400	$ -	$ 5,500,000	$ 359,600	$ 359,600	N/A
Local Reimbursements	755,000	-	340,000	-	-	N/A
TUMF Revenue	28,301,500	30,000,000	30,100,000	31,000,000	1,000,000	3%
Other Revenue	18,000	18,000	18,000	18,000	-	0%
Investment Income	78,300	50,300	260,800	107,600	57,300	114%
Transfers In	104,800	125,000	159,600	273,600	148,600	119%
TOTAL Sources	40,791,000	30,193,300	36,378,400	31,758,800	1,565,500	5%
Uses						
Personnel Salaries and Benefits	242,300	262,700	327,200	339,900	77,200	29%
Professional Services	77,400	129,600	68,600	114,600	(15,000)	-12%
Support Costs	152,600	48,600	22,900	10,000	(38,600)	-79%
Projects and Operations						
Program Operations	617,300	444,800	444,800	322,500	(122,300)	-27%
Engineering	691,700	1,633,500	654,700	3,760,000	2,126,500	130%
Construction	24,773,900	12,775,000	12,225,000	4,550,000	(8,225,000)	-64%
Right of Way	4,345,700	19,158,600	3,023,600	13,150,000	(6,008,600)	-31%
TOTAL Projects and Operations	30,428,600	34,011,900	16,348,100	21,782,500	(12,229,400)	-36%
Transfers Out	4,361,900	28,133,100	15,286,500	29,180,100	1,047,000	4%
TOTAL Uses	35,262,800	62,585,900	32,053,300	51,427,100	(11,158,800)	-18%
Excess (deficiency) of Sources over (under) Uses	$ 5,528,200	$ (32,392,600)	$ 4,325,100	$ (19,668,300)	$ 12,724,300	-39%

Personnel salaries and benefits reflect an increase of 29% primarily due to the net allocation of FTEs, an increase to the Commission's contribution to employee health benefits, and a 4% pool for performance merit-based salary increases. Professional services decreased $15,000 compared to the prior year due to reduced legal and other professional services. Support costs reflect a 79% decrease due to utility fees for the I-15/Railroad Canyon interchange project.

Projects and operations costs decreased 36%, as many regional arterial projects move through various stages of engineering, right of way acquisition, and construction. Approximately 83% of the projects and operations costs are attributable to programmed regional arterial projects. The remaining 17% relates to CETAP projects such as the MCP right of way and I-15 auxiliary lane construction activities. Transfers out represent $1,438,600 to the General fund related to the administrative cost allocation; $3,523,100 to the 2009 Measure A Western County highways fund for TUMF CETAP's share of the MSHCP debt service obligation; $1,171,800 to the 2009 Measure A

Western County new corridors fund for the MCP I-215/Placentia Avenue Interchange and MCP construction package projects; $22,773,000 to the SB 132 fund for the Hamner Bridge widening loan, and $273,600 to the TUMF regional arterial share of the special revenue fund for the SR-79 realignment project.

Freeway Service Patrol Fund

The FSP fund accounts for the state and local resources provided to cover the costs of servicing stranded motorists in covered service areas and construction zones by means of towing, changing tires, and providing fuel (Table 29).

The State's funding share of $3,100,000 remained relatively unchanged from the FY 2021/22 budget. Local reimbursements of $100,000 relate to local grants for project and weekend FSP services. Investment income increased 11% from the previous year's budget due to higher projected cash and investment balances. Transfers in represent Commission match funds of $2,800,000, from the SAFE special revenue fund.

Table 29 – Freeway Service Patrol Fund FY 2021 – 2023

	FY 20/21 Actual	FY 21/22 Revised Budget	FY 21/22 Projected	FY 22/23 Budget	Dollar Change	Percent Change
Sources						
State Reimbursements	$ 3,006,200	$ 3,012,000	$ 3,100,000	$ 3,100,000	$ 88,000	3%
Local Reimbursements	98,200	95,000	50,000	100,000	5,000	5%
Investment Income	400	5,600	6,300	6,200	600	11%
Transfers In	1,965,900	2,260,000	2,260,000	2,800,000	540,000	24%
TOTAL Sources	5,070,700	5,372,600	5,416,300	6,006,200	633,600	12%
Uses						
Personnel Salaries and Benefits	111,100	182,400	168,300	155,600	(26,800)	-15%
Professional Services	13,700	41,000	22,000	19,000	(22,000)	-54%
Support Costs	45,900	95,100	76,700	83,300	(11,800)	-12%
Projects and Operations						
Program Operations	3,755,300	5,200,000	4,700,000	5,434,500	234,500	5%
TOTAL Projects and Operations	3,755,300	5,200,000	4,700,000	5,434,500	234,500	5%
Transfers Out	169,000	199,100	199,100	217,900	18,800	9%
TOTAL Uses	4,095,000	5,717,600	5,166,100	5,910,300	192,700	3%
Excess (deficiency) of Sources over (under) Uses	$ 975,700	$ (345,000)	$ 250,200	$ 95,900	$ 440,900	-128%

Personnel salaries and benefits decreased 15% due to the net FTE allocations, offset by an increase to the Commission's contribution to employee health benefits, and a 4% pool for performance merit-based salary increases. Professional services are lower by 54% due to the reclassification of specific costs to program operations. Support costs related to printing and communications decreased 12% compared to the prior year budget. Program operations in FY 2022/23 are higher by 5% due to the reclassification of specific professional services. Transfers out to the General fund of $217,900 are administrative cost allocations.

Service Authority for Freeway Emergencies Fund

The SAFE fund accounts for the $1 per vehicle registration fee levied by the State on all registered vehicles within the County. It funds the installation and implementation of emergency aid call boxes located strategically on the highways throughout the County as well as the operations of the 511 traveler information system (Table 30).

Table 30 – Service Authority for Freeway Emergencies Fund FY 2021 – 2023

	FY 20/21 Actual	FY 21/22 Revised Budget	FY 21/22 Projected	FY 22/23 Budget	Dollar Change	Percent Change
Sources						
State Reimbursements	$ 2,182,600	$ 2,000,000	$ 2,100,000	$ 2,100,000	$ 100,000	5%
Local Reimbursements	131,800	241,600	203,100	-	(241,600)	-100%
Investment Income	3,100	4,600	9,000	3,500	(1,100)	-24%
TOTAL Sources	2,317,500	2,246,200	2,312,100	2,103,500	(142,700)	-6%
Uses						
Personnel Salaries and Benefits	23,700	41,100	30,800	98,100	57,000	139%
Professional Services	268,400	494,300	427,000	186,500	(307,800)	-62%
Support Costs	68,100	108,500	104,900	102,700	(5,800)	-5%
Projects and Operations						
Program Operations	10,400	27,000	7,000	25,000	(2,000)	-7%
TOTAL Projects and Operations	10,400	27,000	7,000	25,000	(2,000)	-7%
Transfers Out	1,986,500	2,708,100	2,708,100	3,214,300	506,200	19%
TOTAL Uses	2,357,100	3,379,000	3,277,800	3,626,600	247,600	7%
Excess (deficiency) of Sources over (under) Uses	$ (39,600)	$ (1,132,800)	$ (965,700)	$ (1,523,100)	$ (390,300)	34%

Local reimbursements decreased 100% due to transitioning the 511 traveler information system platform to Metro 511 services. Investment income decreased 24% compared to the previous year's budget due to lower projected cash and investment balances in the SAFE fund.

Personnel salaries and benefits increased 139% due to FTE allocations, an increase to the Commission's contribution to employee health benefits, and a 4% pool for performance merit-based salary increases. Professional services decreased 62% due to transitioning the 511 traveler information system platform to Metro 511 services. Support costs are comparable to the prior year budget. Projects and operations costs remained relatively unchanged from FY 2021/22. The transfers out reflect a $2,800,000 match to the State's contribution for towing services in the FSP special revenue fund, $325,000 to the 2009 Measure A Western County commuter assistance fund for special projects, and $89,300 to the General fund for administrative cost allocations.

State Transit Assistance Fund

The STA fund accounts for the state budgetary allocation of gas tax revenues designated for rail and bus transit operations and capital requirements (Table 31). Estimates of diesel fuel sales tax revenues provided by the State Controller, subject to an annual state budget appropriation, serve as the basis for the allocation. These estimates now include funding from SB 1 for transit.

Table 31 – State Transit Assistance Fund FY 2021 – 2023

	FY 20/21 Actual	FY 21/22 Revised Budget	FY 21/22 Projected	FY 22/23 Budget	Dollar Change	Percent Change
Sources						
STA Sales Tax	$ 19,494,900	$ 19,657,800	$ 24,213,900	$ 26,585,600	$ 6,927,800	35%
Investment Income	112,500	112,400	270,400	120,100	7,700	7%
TOTAL Sources	19,607,400	19,770,200	24,484,300	26,705,700	6,935,500	35%
Uses						
Professional Services	17,800	18,700	17,900	19,700	1,000	5%
Projects and Operations						
Operating and Capital Disbursements	9,905,300	29,643,000	18,100,000	36,716,400	7,073,400	24%
TOTAL Projects and Operations	9,905,300	29,643,000	18,100,000	36,716,400	7,073,400	24%
Transfers Out	814,400	2,463,500	654,500	4,033,900	1,570,400	64%
TOTAL Uses	10,737,500	32,125,200	18,772,400	40,770,000	8,644,800	27%
Excess (deficiency) of Sources over (under) Uses	$ 8,869,900	$ (12,355,000)	$ 5,711,900	$ (14,064,300)	$ (1,709,300)	14%

Investment income increased 7% compared to the previous year's budget due projected higher cash and investment balances.

The operating and capital disbursements consist of allocations primarily for bus capital purposes. In FY 2022/23, approximately 70% of the allocations are in Western County, 29% in Coachella Valley, and 1% in Palo Verde Valley. Similar to the LTF allocations, the STA allocations are subject to Commission approval in June 2022. Transfers out represent rail allocations of $441,200 to the

Coachella Valley Rail fund, $450,000 to the 2009 Measure A Western County rail fund, $3,000,000 to the General fund for commuter rail operating needs, and $142,700 to the General fund for administrative cost allocations.

State of Good Repair Fund

The SGR fund accounts for additional STA funding under SB 1 for transit infrastructure repair and service improvements (Table 32). These additional revenues fund eligible transit maintenance, rehabilitation, and capital projects.

Table 32 – State of Good Repair Fund FY 2021 – 2023

	FY 20/21 Actual	FY 21/22 Revised Budget	FY 21/22 Projected	FY 22/23 Budget	Dollar Change	Percent Change
Sources						
STA Sales Tax	$ 4,082,000	$ 4,251,300	$ 4,251,300	$ 4,379,000	$ 127,700	3%
State Reimbursements	-	477,000	81,800	372,200	(104,800)	-22%
Local Reimbursements	-	230,000	-	-	(230,000)	-100%
Investment Income	7,400	6,500	18,000	12,000	5,500	85%
TOTAL Sources	4,089,400	4,964,800	4,351,100	4,763,200	(201,600)	-4%
Uses						
Professional Services	-	477,700	82,400	372,200	(105,500)	-22%
Projects and Operations						
Operating and Capital Disbursements	954,900	6,819,400	1,830,000	4,657,000	(2,162,400)	-32%
TOTAL Projects and Operations	954,900	6,819,400	1,830,000	4,657,000	(2,162,400)	-32%
Transfers Out	858,800	2,452,200	1,385,200	142,700	(2,309,500)	-94%
TOTAL Uses	1,813,700	9,749,300	3,297,600	5,171,900	(4,577,400)	-47%
Excess (deficiency) of Sources over (under) Uses	$ 2,275,700	$ (4,784,500)	$ 1,053,500	$ (408,700)	$ 4,375,800	-91%

State reimbursements consists of STIP PPM reimbursements and a Caltrans grant for the SB 1 Sustainable Transportation Planning Grant program for the Riverside County Zero-Emission Bus Rollout and Implementation Plan. Local reimbursements decreased 100% due to the withdrawal of the Transit Network Companies Access for All Program. Investment income increased 85% compared to the previous year's budget due projected higher cash and investment balances.

The capital disbursements consist of allocations for bus capital purposes. In FY 2022/23, 68% of the allocations are in Western County, 30% in Coachella Valley, and 2% in Palo Verde Valley. Similar to the LTF and STA allocations, Commission approval of the SGR allocations occurs in June 2022. Transfers out of $142,700 relate to the General fund for administrative costs allocations.

Coachella Valley Rail Fund

The Coachella Valley Rail fund accounts for federal funding for the planning and development of the new Coachella Valley-San Gorgonio Pass Corridor rail service (Table 33).

Table 33 – Coachella Valley Rail Fund FY 2021 – 2023

	FY 20/21 Actual	FY 21/22 Revised Budget	FY 21/22 Projected	FY 22/23 Budget	Dollar Change	Percent Change
Sources						
Federal Reimbursements	$ 89,700	$ -	$ -	$ -	$ -	N/A
Investment Income	2,400	1,300	4,100	900	(400)	-31%
Transfers In	672,000	448,300	189,300	441,200	(7,100)	-2%
TOTAL Sources	764,100	449,600	193,400	442,100	(7,500)	-2%
Uses						
Personnel Salaries and Benefits	22,300	38,600	49,200	52,000	13,400	35%
Professional Services	963,900	1,524,300	1,600,700	370,300	(1,154,000)	-76%
Support Costs	700	3,700	3,700	3,700	-	0%
Projects and Operations						
Program Operations	-	-	3,000	73,600	73,600	N/A
Engineering	3,700	-	-	-	-	N/A
TOTAL Projects and Operations	3,700	-	3,000	73,600	73,600	N/A
Transfers Out	38,200	130,600	130,600	85,300	(45,300)	-35%
TOTAL Uses	1,028,800	1,697,200	1,787,200	584,900	(1,112,300)	-66%
Excess (deficiency) of Sources over (under) Uses	$ (264,700)	$ (1,247,600)	$ (1,593,800)	$ (142,800)	$ 1,104,800	-89%

Investment income decreased 31% from the FY 2021/22 budget due to lower projected cash and investment balances. Transfers in of $441,200 reflect STA fund allocations.

Personnel salaries and benefits increased 35% due to FTE allocations, an increase to the Commission's contribution to employee health benefits, and a 4% pool for performance merit-based salary increases. Professional services decreased 76% due to general legal environmental document reviews and planning efforts in the prior year. Program operations consist of support from Bechtel Infrastructure (Bechtel). Transfers out to the General fund of $85,300 relate to administrative costs allocations.

Other Agency Projects Fund

The Other Agency Projects fund accounts for interagency cooperative planning and development of projects in the County (Table 34). The Commission entered into a MOU with the Riverside County Regional Park and Open Space District (District) for the Santa Ana River Trail projects. The projects are a joint effort with several public and private agencies including the counties of Orange and San Bernardino. The District is the lead agency for environmental compliance for NEPA and CEQA, and the Commission is responsible for project oversight and approval, final design, and construction.

Table 34 – Other Agency Projects Fund FY 2021 – 2023

	FY 20/21 Actual	FY 21/22 Revised Budget	FY 21/22 Projected	FY 22/23 Budget	Dollar Change	Percent Change
Sources						
Local Reimbursements	$ 404,000	$ 2,374,400	$ 870,000	$ 2,370,800	$ (3,600)	0%
Investment Income	700	-	-	-	-	N/A
TOTAL Sources	404,700	2,374,400	870,000	2,370,800	(3,600)	0%
Uses						
Personnel Salaries and Benefits	34,700	70,200	42,200	141,200	71,000	101%
Professional Services	9,000	20,000	7,000	7,500	(12,500)	-63%
Support Costs	-	-	2,600	-	-	N/A
Projects and Operations						
Program Operations	159,700	308,200	308,200	217,100	(91,100)	-30%
Engineering	199,700	1,821,000	510,000	1,710,000	(111,000)	-6%
Right of Way	-	155,000	-	295,000	140,000	90%
TOTAL Projects and Operations	359,400	2,284,200	818,200	2,222,100	(62,100)	-3%
TOTAL Uses	403,100	2,374,400	870,000	2,370,800	(3,600)	0%
Excess (deficiency) of Sources over (under) Uses	$ 1,600	$ -	$ -	$ -	$ -	N/A

The District is responsible for 100% of the Santa Ana River Trail project costs. It will reimburse the Commission, including providing an advance deposit, for all salaries and benefits, professional services, support costs, project management, engineering, construction costs, and right of way.

SB 132 Fund

The SB 132 fund (Table 35) accounts for the $427 million appropriation from the state highway account to the Riverside County Transportation Efficiency Corridor for five major projects in Western County:

- Commission's 15/91 Express Lanes Connector project;
- City of Corona's McKinley Avenue grade separation project;
- County's Jurupa Road grade separation project with the city of Jurupa Valley as its partner;
- County's I-15/Limonite Interchange project with the cities of Eastvale and Jurupa Valley as its partners completed in 2020; and
- County's Hamner Bridge widening project with the City of Norco as its partner.

Without the state funding approved by the Governor and State Legislators in April 2017 as part package of legislation that passed with SB 1, these projects would not have been built for many years.

Transfers in consist of $74,740,400 from the RCTC 91 Express Lanes surplus toll revenues for the 15/91 Express Lanes Connector project and $22,773,000 from the TUMF regional arterial fund as a loan for the County's Hamner Bridge widening project to be repaid upon the receipt of federal funds.

Table 35 – SB 132 Fund FY 2021 – 2023

	FY 20/21 Actual	FY 21/22 Revised Budget	FY 21/22 Projected	FY 22/23 Budget	Dollar Change	Percent Change
Sources						
State Reimbursements	$ 72,455,300	$ 167,914,400	$ 163,592,200	$ 84,486,900	$ (83,427,500)	-50%
Investment Income	36,400	-	11,200	-	-	N/A
Transfers In	2,000,000	41,932,000	9,452,000	97,513,400	55,581,400	133%
TOTAL Sources	74,491,700	209,846,400	173,055,400	182,000,300	(27,846,100)	-13%
Uses						
Personnel Salaries and Benefits	87,700	360,300	293,300	518,400	158,100	44%
Professional Services	41,300	215,000	103,200	310,000	95,000	44%
Support Costs	1,300	27,300	4,100	754,100	726,800	2662%
Projects and Operations						
Program Operations	464,900	1,487,600	932,600	782,800	(704,800)	-47%
Engineering	7,456,300	-	4,855,000	850,000	850,000	N/A
Construction	9,569,700	120,088,500	67,961,000	97,224,000	(22,864,500)	-19%
Design Build	42,939,500	84,697,000	63,711,000	75,851,000	(8,846,000)	-10%
Right of Way	14,102,900	3,000,000	35,052,100	5,710,000	2,710,000	90%
TOTAL Projects and Operations	74,533,300	209,273,100	172,511,700	180,417,800	(28,855,300)	-14%
TOTAL Uses	74,663,600	209,875,700	172,912,300	182,000,300	(27,875,400)	-13%
Excess (deficiency) of Sources over (under) Uses	$ (171,900)	$ (29,300)	$ 143,100	$ -	$ 29,300	-100%

Personnel salaries and benefits increased 44% due to FTE allocations, an increase to the Commission's contribution to employee health benefits, and a 4% pool for performance merit-based salary increases. Professional services increased 44% related to operations assessments and traffic and revenue study activity related to the 15/91 Express Lanes Connector project. Support costs increased significantly by 2662% due to toll marking outreach efforts related to the 15/91 Express Lanes Connector project. Projects and operations decreased 14% overall due to design-build activities on the 15/91 Express Lanes Connector project; construction on the Hamner Bridge widening project; and construction activities on the Jurupa Road and McKinley Avenue grade separation projects.

Regional Conservation

In November 2020, the Commission and the RCA Board of Directors approved the Implementation and Management Services Agreement for the Commission to serve as the managing agency for the RCA effective January 1, 2021. The Regional Conservation Department provides these management services through its staff and consultants to fulfill the needs and requirements of the RCA.

The Regional Conservation fund (Table 36) accounts for interagency assistance with the RCA in its obligations to acquire, administer, operate, and maintain land and facilities to establish habitat reserves for the conservation and protection of species covered by the MSHCP.

Table 36 – Regional Conservation Fund FY 2021 – 2023

	FY 20/21 Actual	FY 21/22 Revised Budget	FY 21/22 Projected	FY 22/23 Budget	Dollar Change	Percent Change
Sources						
Local Reimbursements	$ 1,721,500	$ 5,768,200	$ 5,530,200	$ 10,353,700	$ 4,585,500	79%
Investment Income	100	-	-	-	-	N/A
TOTAL Sources	1,721,600	5,768,200	5,530,200	10,353,700	4,585,500	79%
Uses						
Personnel Salaries and Benefits	1,176,200	3,550,100	3,550,100	3,660,800	110,700	3%
Professional Services	48,600	243,900	158,300	3,614,100	3,370,200	1382%
Support Costs	8,100	60,300	7,900	369,800	309,500	513%
Projects and Operations						
Program Operations	4,100	-	-	189,600	189,600	N/A
Right of Way	120,200	500,000	400,000	650,000	150,000	30%
TOTAL Projects and Operations	124,300	500,000	400,000	839,600	339,600	68%
Transfers Out	364,200	1,413,900	1,413,900	1,869,400	455,500	32%
TOTAL Uses	1,721,400	5,768,200	5,530,200	10,353,700	4,585,500	79%
Excess (deficiency) of Sources over (under) Uses	$ 200	$ -	$ -	$ -	$ -	N/A

Personnel salaries and benefits increased 3% due to FTE allocations, the addition of one FTE for a Regional Conservation Deputy Director, an increase to the Commission's contribution to employee health benefits, and a 4% pool for performance merit-based salary increases. Professional services, support costs, program operations, and right of way all reflect increases related to the Commission's Finance department assuming the accounts payable invoice processing for the RCA. Transfers out to the General fund of $1,869,400 relate to administrative costs allocations.

The RCA is responsible for 100% of the regional conservation costs. It will reimburse the Commission for all salaries and benefits, professional services, support costs, program operations, right of way costs, and administrative allocations.

Capital Projects Funds

Overview

Two capital projects funds account for all debt proceeds from commercial paper notes and sales tax revenue bonds (Table 37).

Table 37 - Capital Projects Funds FY 2021 – 2023

	FY 20/21 Actual	FY 21/22 Revised Budget	FY 21/22 Projected	FY 22/23 Budget	Dollar Change	Percent Change
Sources						
Investment Income	$ 1,430,000	$ 60,300	$ 1,732,000	$ 41,700	$ (18,600)	-31%
TOTAL Revenues	1,430,000	60,300	1,732,000	41,700	(18,600)	-31%
Expenditures						
Debt Service						
Interest Payments	225,900	443,400	-	-	(443,400)	-100%
TOTAL Expenditures	225,900	443,400	-	-	(443,400)	-100%
Excess (deficiency) of Revenues over (under) Expenditures	1,204,100	(383,100)	1,732,000	41,700	424,800	-111%
Other Financing Sources (Uses)						
Transfers In	437,800	-	-	-	-	N/A
Transfers Out	(34,413,500)	(16,241,900)	(12,362,800)	(3,036,900)	13,205,000	-81%
Net Financing Sources (Uses)	(33,975,700)	(16,241,900)	(12,362,800)	(3,036,900)	13,205,000	-81%
Excess (deficiency) of Revenues over (under) Expenditures and Other Financing Sources (Uses)	(32,771,600)	(16,625,000)	(10,630,800)	(2,995,200)	13,629,800	-82%
Beginning Fund Balance	88,151,800	55,380,200	55,380,200	44,749,400	(10,630,800)	-19%
ENDING FUND BALANCE	$ 55,380,200	$ 38,755,200	$ 44,749,400	$ 41,754,200	$ 2,999,000	8%

As illustrated in the following charts for FY 2022/23, capital projects funds sources and uses consist of investment income (Chart 19) and transfers out (Chart 20), respectively. In prior years, these charts reflected debt proceeds, including bond premium, and transfers in for sources as well as debt service payments to escrow agent for uses. The Commission does not anticipate any new sales tax revenue debt issuances or refundings in FY 2022/23.

Chart 19 – Capital Projects Funds Sources FY 2022/23

Chart 20 – Capital Projects Funds Uses FY 2022/23

In FY 2022/23, the Commission expects to transfer out sales tax bond proceeds of $3,036,900 to the 2009 Measure A Western County Highways special revenue fund for the I-15 Express Lanes project completion. Interest payments in previous fiscal years relate to the Commission's loan to establish an $18 million TIFIA Loan reserve. The initial loan of Measure A Western County sales tax revenues of $3 million per year from 2019 through 2024 is needed to the extent that 15 Express Lanes revenues are not sufficient to fund the TIFIA Loan reserve. However, the establishment of the TIFIA Loan reserve has been transferred to the 15 Express Lanes Enterprise fund in FY 2020/21.

Debt Service Fund

Overview

Under the 2009 Measure A program, as amended by Measure K in November 2010, the Commission has the authority to issue sales tax revenue bonds subject to a debt limitation of $975,000,000.

The Commission pledged future Measure A sales taxes as security for Measure A debt service payments on the sales tax revenue bonds and commercial paper notes. In order to advance project development activities, the Commission established a commercial paper program in 2005. Periodically the Commission issues commercial paper notes and retires some of the notes with proceeds from sales tax revenue bonds.

The current commercial paper program authorization is $60,000,000. As credit and liquidity support for the commercial paper notes, the Commission has an irrevocable direct draw letter of credit in the amount of $60,750,000 and a reimbursement agreement with a bank that expires in October 2025. The costs for the liquidity support are reflected in the 2009 Measure A Western County bond financing special revenue fund. Currently, there are no outstanding commercial paper notes; the FY 2022/23 budget does not include any issuances of commercial paper notes. The Commission currently maintains a P-1 and an A-1+ rating from Moody's Investors Service (Moody's) and S&P Global Ratings (S&P), respectively, on the commercial paper notes.

The sales tax revenue bonds are limited tax bonds secured by a pledge of the 2009 Measure A revenues. All outstanding sales tax revenue bonds are fixed rate bonds that mature on or before June 2039, prior to the expiration of the 2009 Measure A. Currently, the Commission has six series of sales tax revenue bonds outstanding:

- *Series B taxable bonds issued in November 2010 (2010B Bonds) designated as BABs under the American Recovery and Reinvestment Act*. The Commission designated a portion of the BABs as recovery zone economic development bonds (RZEDBs). The Commission expects to receive a cash subsidy from the United States Treasury equal to 35% of the interest payable on the BABs or 45% of the interest payable on the 2010B Bonds designated as RZEDBs. However, reductions in the BABs subsidies occurred in recent years due to federal sequestration cuts. If sequestration continues, the Commission anticipates a reduction in the FY 2022/23 BABs subsidy of approximately 5.7%;
- *Tax-exempt bonds issued in July 2013 (2013 Sales Tax Bonds) and partially refunded in December 2017*. The Commission used a significant portion of the proceeds of the 2013 Sales Tax Bonds to fund a substantial portion of the 91 Project costs;
- *Tax-exempt refunding bonds issued in September 2016 (2016 Refunding Bonds)*;
- *Tax-exempt bonds issued in July 2017 (2017A Bonds) to fund the I-15 Express Lanes project and 91 Project completion costs*;
- *Tax-exempt refunding bonds issued in December 2017 (2017B Refunding Bonds)*; and
- *Tax-exempt refunding bonds issued in April 2018 (2018 Refunding Bonds*).

The Commission maintains long-term debt ratings of Aa2, AA+, and AA from Moody's, S&P, and Fitch Ratings (Fitch), respectively on its currently outstanding sales tax revenue bonds.

The debt agreements require the trustee to hold all sales tax debt proceeds and a portion of the sales tax revenues intercepted from the CDTFA and to segregate all funds into separate accounts. These monies are included in the restricted investments held by trustee in the capital projects funds and debt service fund. Under the sales tax indentures, the Commission may use sales tax revenues for any lawful purpose related to the Riverside County TIP after the trustee has satisfied debt service requirements.

The Debt Service fund of the Commission primarily accounts for all activities related to the sales tax revenue bonds debt incurred by the Commission (Table 38). The Commission does not anticipate any issuances of sales tax bonds in FY 2022/23.

Table 38 – Debt Service Fund FY 2021 – 2023

	FY 20/21 Actual	FY 21/22 Revised Budget	FY 21/22 Projected	FY 22/23 Budget	Dollar Change	Percent Change
Sources						
Federal Reimbursements	$ 2,818,300	$ 2,809,100	$ 2,812,100	$ 2,812,100	$ 3,000	0%
Investment Income	3,100	11,700	8,600	11,500	(200)	-2%
TOTAL Sources	2,821,400	2,820,800	2,820,700	2,823,600	2,800	0%
Expenditures						
Debt Service						
Principal Payments	28,495,000	29,995,000	29,995,000	31,405,000	1,410,000	5%
Interest Payments	41,024,000	39,599,300	39,599,300	38,150,300	(1,449,000)	-4%
TOTAL Expenditures	69,519,000	69,594,300	69,594,300	69,555,300	(39,000)	0%
Excess (deficiency) of Revenues over (under) Expenditures	(66,697,600)	(66,773,500)	(66,773,600)	(66,731,700)	41,800	0%
Other Financing Sources (Uses)						
Transfers In	69,525,300	69,594,300	69,594,300	69,555,300	(39,000)	0%
Transfers Out	(2,950,000)	(2,809,100)	(2,812,100)	(2,812,100)	(3,000)	0%
Net Financing Sources (Uses)	66,575,300	66,785,200	66,782,200	66,743,200	(42,000)	0%
Excess (deficiency) of Revenues over (under) Expenditures and Other Financing Sources (Uses)	(122,300)	11,700	8,600	11,500	(200)	-2%
Beginning Fund Balance	11,652,300	11,530,000	11,530,000	11,538,600	8,600	0%
ENDING FUND BALANCE	$ 11,530,000	$ 11,541,700	$ 11,538,600	$ 11,550,100	$ 8,400	0%

Reimbursements consist of federal cash subsidy payments related to the 2010B Bonds designated as BABs. The BABs subsidy payments reflect a reduction in the expected payments due to federal sequestration cuts. Investment income is comparable to the previous fiscal year. Transfers in represent the primary source of funding for the debt service funds and reserves (Chart 21) and consist of funds from the 2009 Measure A Western County highways and bond financing special revenue funds.

Chart 21 – Debt Service Fund Sources FY 2022/23

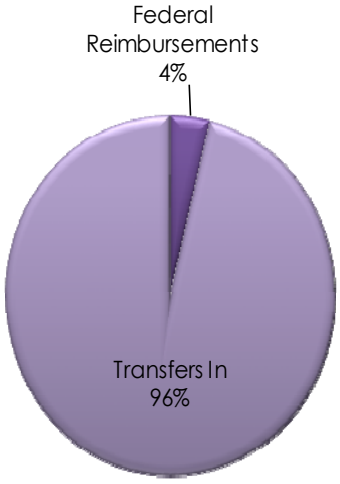

Debt Service fund uses (Chart 22) consist of principal and interest debt service payments on the outstanding sales tax revenue bonds (2010B Bonds, 2013 Sales Tax Bonds, 2016 Refunding Bonds, 2017A Bonds, 2017B Refunding Bonds, and 2018 Refunding Bonds) and transfer of the BABs subsidy payments to the 2009 Measure A Western County highways and 2009 Measure A Coachella Valley highway and regional arterials funds.

Chart 22 – Debt Service Fund Uses FY 2022/23

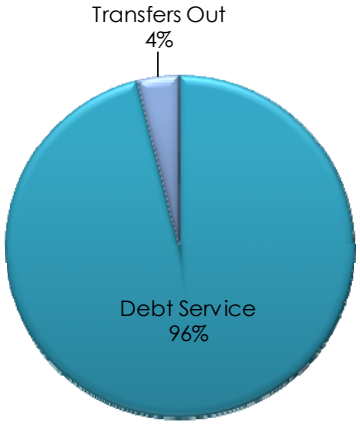

Enterprise Funds

Overview

In FY 2022/23, the Commission will operate two express lanes systems that are accounted for in separate enterprise funds. The RCTC 91 Express Lanes opened in March 2017 and the 15 Express Lanes opened in April 2021.

Toll revenues generated on the RCTC 91 Express Lanes are pledged to pay debt service on the tax-exempt toll bonds issued in July 2013 (2013 Toll Bonds) and in October 2021 (2021 Toll Refunding Bonds) for the 91 Project. The federal TIFIA loan executed with the United States Department of Transportation (U.S. DOT) in July 2013 (2013 TIFIA Loan) for the 91 Project was prepaid with the 2021 Toll Refunding Bonds. Additionally, the 2021 Toll Refunding Bonds were used to refund a portion of the 2013 Toll Bonds current interest bonds (CIBs) and defease in accreted value of the 2013 Toll Revenue Capital Appreciation Bonds (CABs) maturing in the years 2022 through 2025 and 2027 through 2029.

The 2013 Toll Bonds and the 2021 Toll Refunding Bonds are secured by a lien on the RCTC 91 Express Lanes trust estate, which consists primarily of toll revenues and non-toll transaction and account revenues less operating and maintenance expenses of the RCTC 91 Express Lanes. The 2013 Toll Bonds long-term ratings from S&P and Fitch are A and BBB+, respectively. The 2021 Toll Refunding Bonds, Series A, B-1, and B-2 long-term ratings from S&P and Fitch are A and BBB+, respectively. Additionally, the 2021 Toll Refunding Bonds, Series C long-term ratings from S&P and Fitch are A- and BBB, respectively.

Toll revenues generated on the I-15 Express Lanes are pledged to pay debt service on the federal TIFIA loan executed with the U.S. DOT in 2017 (2017 TIFIA Loan) for the I-15 Express Lanes project. Proceeds of the 2017 TIFIA Loan may be drawn upon after certain conditions are met; the Commission drew down the loan in full during FY 2021/22. Interest payments are expected to commence on the fifth anniversary of the substantial completion date or the first interest payment date occurring prior to the fifth anniversary date. Accordingly, semiannual interest payments are anticipated to commence December 2025; principal payments are expected to commence in December 2030. The 2017 TIFIA Loan is expected to mature on the earlier of 35 years after substantial completion of the I-15 Express Lanes project or June 1, 2056.

The 2017 TIFIA Loan is secured by a lien on the 15 Express Lanes trust estate, which consists primarily of toll revenues and non-toll revenues (including account and violations revenues) less operating and maintenance expenses of the 15 Express Lanes. For the 2017 TIFIA Loan, the Commission received long-term ratings of BBB- and BBB from Fitch and Kroll Bond Rating Agency, respectively.

Under separate debt indentures for the RCTC 91 Express Lanes and the 15 Express Lanes, the Commission pledged each system's toll revenues as security for the respective toll revenue bonds, including TIFIA loan. Each debt agreement requires the trustee to hold all debt proceeds and the toll revenues from each express lanes' operations and to segregate all funds into separate accounts. Under the toll indentures, a separate flow of funds administered by the trustee prescribes the use of toll revenues for each express lanes system.

The Commission excludes accretion amounts related to CABs and compounded interest on the TIFIA loan, as they do not affect the annual budget activities.

RCTC 91 Express Lanes

The RCTC 91 Express Lanes is a four-lane, eight-mile toll road in the median of SR-91 that extends the OCTA 91 Express Lanes at the Orange County/Riverside County line to the SR-91/I-15 interchange. It includes a direct express lanes connector from SR-91 to I-15 south of the 15/91 interchange. Toll revenues and non-toll revenues fund maintenance and operating costs, rehabilitation, capital expenses, and debt service (Table 39). The RCTC 91 Express Lanes toll collection system is all electronic transactions, with no toll collection booths. Commuters on SR-91 in Corona have a choice of using either the express lanes or the general-purpose lanes.

Table 39 – RCTC 91 Express Lanes Enterprise Fund FY 2021 – 2023

	FY 20/21 Actual	FY 21/22 Revised Budget	FY 21/22 Projected	FY 22/23 Budget	Dollar Change	Percent Change
Revenues						
Local Reimbursements	$ -	$ 840,800	$ 39,000	$ -	$ (840,800)	-100%
Tolls, Penalties, and Fees	46,249,600	41,551,900	64,516,800	64,044,800	22,492,900	54%
Other Revenue	944,100	-	-	-	-	N/A
Investment Income	323,800	149,500	1,132,600	112,200	(37,300)	-25%
TOTAL Revenues	47,517,500	42,542,200	65,688,400	64,157,000	21,614,800	51%
Expenses						
Personnel Salaries and Benefits	739,300	1,141,200	1,059,900	946,300	(194,900)	-17%
Professional and Support						
Professional Services	1,349,800	4,341,100	1,950,300	2,481,500	(1,859,600)	-43%
Support Costs	3,099,200	4,677,800	2,748,100	5,784,100	1,106,300	24%
TOTAL Professional and Support Costs	4,449,000	9,018,900	4,698,400	8,265,600	(753,300)	-8%
Program and Operations						
Program and Operations	7,815,800	11,744,900	9,959,100	9,547,900	(2,197,000)	-19%
Engineering	-	150,000	-	-	(150,000)	-100%
Construction	1,393,000	9,783,000	1,184,000	9,756,000	(27,000)	0%
Design Build	395,900	3,585,000	6,083,500	5,383,500	1,798,500	50%
TOTAL Program and Operations	9,604,700	25,262,900	17,226,600	24,687,400	(575,500)	-2%
Debt Service						
Principal Payments	-	525,991,600	-	-	(525,991,600)	-100%
Interest Payments	7,119,900	20,292,900	16,800,800	22,201,000	1,908,100	9%
Cost of Issuance	-	2,883,400	3,783,000	-	(2,883,400)	-100%
TOTAL Debt Service	7,119,900	549,167,900	20,583,800	22,201,000	(526,966,900)	-96%
Capital Outlay	-	130,000	25,000	115,000	(15,000)	-12%
TOTAL Expenses	21,912,900	584,720,900	43,593,700	56,215,300	(528,505,600)	-90%
Excess (deficiency) of Revenues over (under) Expenses	25,604,600	(542,178,700)	22,094,700	7,941,700	550,120,400	-101%
Other Financing Sources (Uses)						
Transfers In	-	-	10,400	-	-	N/A
Transfers Out	(2,412,000)	(19,970,900)	(2,217,900)	(76,094,700)	(56,123,800)	281%
Debt Proceeds	-	638,300,000	-	-	(638,300,000)	-100%
Payment to Escrow Agent	-	(147,488,000)	(6,733,700)	-	147,488,000	-100%
Bond Premium	-	39,978,000	-	-	(39,978,000)	-100%
Net Financing Sources (Uses)	(2,412,000)	510,819,100	(8,941,200)	(76,094,700)	(586,913,800)	-115%
Excess (deficiency) of Revenues over (under) Expenses and Other Financing Sources (Uses)	23,192,600	(31,359,600)	13,153,500	(68,153,000)	(36,793,400)	117%
Beginning Fund Balance	144,166,000	167,358,600	167,358,600	180,512,100	13,153,500	8%
ENDING FUND BALANCE	$ 167,358,600	$ 135,999,000	$ 180,512,100	$ 112,359,100	$ (23,639,900)	-17%

Tolls, penalties, and fees revenues represent the primary revenue source for the RCTC 91 Express Lanes enterprise fund (Chart 23). Such revenues consist of toll revenues of $56,966,000 based on estimated toll transactions and current RCTC 91 Express Lanes traffic, while the balance of $7,078,800 represents penalties and fees related to toll transactions and other customer account fees. Local reimbursements in the prior year reflect the back charge for lane closure. Investment income represents earnings on operating and other restricted funds and reflects a 25% decrease due to use of 91 Express Lanes surplus toll revenues for the 15/91 Express Lanes Connector project.

Chart 23 – RCTC 91 Express Lanes Enterprise Fund Sources FY 2022/23

In October 2021, the Commission issued the 2021 Toll Refunding Bonds consisting of $88,735,000 senior lien federally taxable bonds, $450,629,000 senior lien tax-exempt bonds, and $75,695,000 second lien tax-exempt bonds. The proceeds of the 2021 Toll Refunding Bonds were used to refund a portion of the RCTC 91 Express Lanes 2013 Toll Revenue CIBs, pay the purchase price of the 2013 Toll Revenue CIBs accepted for tender for cash, refund and prepay the 2013 TIFIA Loan, fund capitalized interest, make deposits to required reserves, and pay costs of issuance. Certain senior lien tax-exempt bonds were issued in exchange for certain 2013 Toll Revenue CIBs accepted for exchange. Additionally, the Commission deposited available funds with an escrow agent to defease approximately $28,919,000 in accreted value of the 2013 Toll Revenue CABs maturing in the years 2022 through 2025 and 2027 through 2029. The recording of the 2021 Toll Refunding Bonds transaction was recorded in the Commission's balance sheet, rather than as an operating statement transaction as budgeted in FY 2021/22, thereby, creating 100% decrease in various debt service and other financing sources and uses categories.

Toll operations expenses in FY 2022/23 are necessary to manage the operations, maintenance, and capital support of the RCTC 91 Express Lanes (Chart 24). Personnel salaries and benefits represent less than 2% of the total budgeted uses. Personnel salaries and benefits decreased 17% due to the net allocation of FTEs, offset by an increase to the Commission's contribution to employee health benefits and a 4% pool for performance merit-based salary increases. Professional and support costs are 6% of budgeted uses and include system, equipment, and road maintenance; insurance; violation enforcement; consulting services; and marketing. Program and operations of $9,547,900 consist of the contracted operators' expenses related to operating and maintaining the toll lane hardware and software and customer service center, toll processing, and violation collection processing. Construction and design-build costs of $9,756,000 and $5,383,500, respectively, include required major repair and rehabilitation activity.

Debt service includes interest payments of $22,201,000 for the 2021 Toll Refunding Bonds. Interest payments on the 2013 Toll Revenue Bonds are not required until December 2025. Principal payments are not required until December 2025 for the 2013 Toll Bonds and the 2021 Toll Refunding Bonds.

Capital outlay of $115,000 is related to office improvements and procurement of transponders.

Chart 24 – RCTC 91 Express Lanes Enterprise Fund Uses FY 2022/23

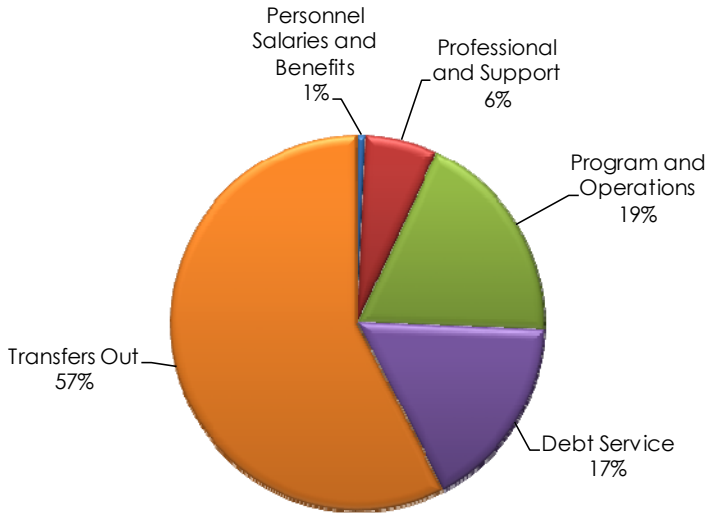

Transfers out include $74,570,000 of RCTC 91 Express Lanes surplus toll revenues to the SB 132 fund for the 15/91 Express Lanes Connector project, $280,000 of RCTC 91 Express Lanes surplus toll revenues to the 2009 Measure A Western County highway fund for the 91 COP, and $1,244,700 to the General fund for administrative cost allocations.

15 Express Lanes

The 15 Express Lanes opened in April 2021 and consist of tolled express lanes in each direction from Cajalco Road in Corona to the SR-60 interchange in Jurupa Valley. Tolled revenues and non-toll revenues fund maintenance and operating costs, rehabilitation, capital expenses, and debt service (Table 40). The 15 Express Lanes toll collection system is all electronic transactions, with no toll collection booths. Commuters on I-15 have a choice of using either express lanes or the general-purpose lanes.

Table 40 – RCTC 15 Express Lanes Enterprise Fund FY 2021 – 2023

	FY 20/21 Actual	FY 21/22 Revised Budget	FY 21/22 Projected	FY 22/23 Budget	Dollar Change	Percent Change
Revenues						
Tolls, Penalties, and Fees	$ 5,519,800	$ 23,571,800	$ 34,130,100	$ 33,727,000	$ 10,155,200	43%
Other Revenue	24,300	98,000	98,000	100,000	2,000	2%
Investment Income	400	7,300	260,400	59,200	51,900	711%
TOTAL Revenues	5,544,500	23,677,100	34,488,500	33,886,200	10,209,100	43%
Expenses						
Personnel Salaries and Benefits	77,100	714,700	651,000	736,700	22,000	3%
Professional and Support						
Professional Services	70,100	985,900	472,900	1,129,500	143,600	15%
Support Costs	339,100	4,097,700	2,404,200	4,111,300	13,600	0%
TOTAL Professional and Support Costs	409,200	5,083,600	2,877,100	5,240,800	157,200	3%
Program and Operations						
Program and Operations	1,704,800	9,866,600	4,933,300	9,249,100	(617,500)	-6%
TOTAL Projects and Operations	1,704,800	9,866,600	4,933,300	9,249,100	(617,500)	-6%
Capital Outlay	-	50,000	18,800	10,000	(40,000)	-80%
TOTAL Expenses	2,191,100	15,714,900	8,480,200	15,236,600	(478,300)	-3%
Excess (deficiency) of Revenues over (under) Expenses	3,353,400	7,962,200	26,008,300	18,649,600	10,687,400	134%
Other Financing Sources (Uses)						
Transfers In	16,409,900	-	-	-	-	N/A
Transfers Out	53,500	(457,800)	(4,783,500)	(445,300)	12,500	-3%
Net Financing Sources (Uses)	16,463,400	(457,800)	(4,783,500)	(445,300)	12,500	-3%
Excess (deficiency) of Revenues over (under) Expenses and Other Financing Sources (Uses)	19,816,800	7,504,400	21,224,800	18,204,300	10,699,900	143%
Beginning Fund Balance	-	19,816,800	19,816,800	41,041,600	21,224,800	107%
ENDING FUND BALANCE	$ 19,816,800	$ 27,321,200	$ 41,041,600	$ 59,245,900	$ 31,924,700	117%

Tolls, penalties, and fees revenues represent the primary revenue source for the enterprise fund (Chart 25). Such revenues consist of $28,935,000 based on estimated toll transactions, while the balance of $4,792,000 represents penalties and fees related to toll transactions and other customer account fees. Other revenues reflect operating lease payments from OCTA for its share of the 91 Express Lanes' customer service center, which is owned by the 15 Express Lanes. Investment income represents earnings on operating and other restricted funds. Investment income increased 711% due to higher projected cash and investment balances.

Chart 25 – RCTC 15 Express Lanes Enterprise Fund Sources FY 2022/23

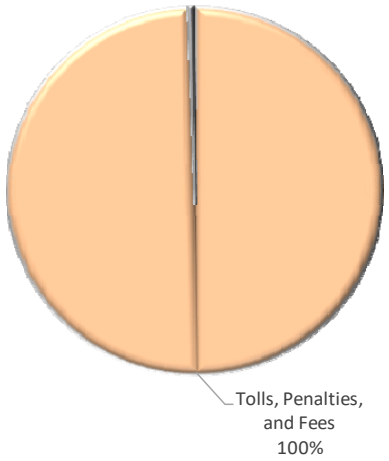

Chart 26 – RCTC 15 Express Lanes Enterprise Fund Uses FY 2022/23

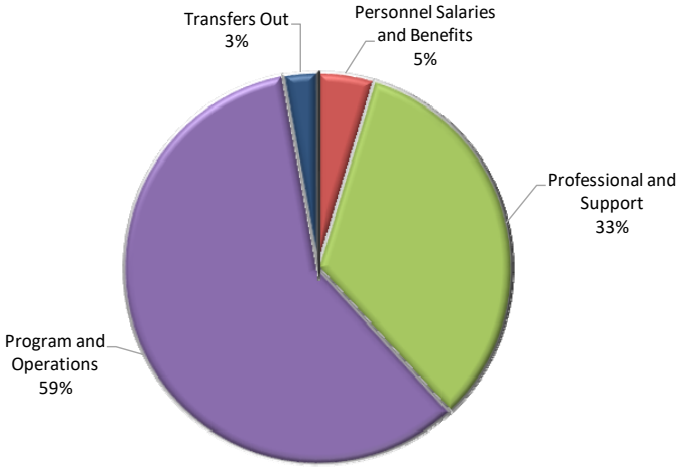

Toll operations expenses in FY 2022/23 are necessary to manage the operations, maintenance, and capital support of the 15 Express Lanes (Chart 26). Personnel salaries and benefits represents 5% of the total budgeted uses. Personnel salaries and benefits increased 3% due to the net allocation of FTEs, offset by an increase to the Commission's contribution to employee health benefits and a 4% pool for performance merit-based salary increases. Professional and support costs is 33% of budgeted uses and includes system, equipment, and road maintenance; insurance; violation enforcement; consulting services; and marketing. Program and operations of $9,249,100 consist of the toll services provider expenses related to operating and maintaining the toll lane hardware and software and customer service center, toll processing, and violation collection processing. Capital outlay of $10,000 is related to office improvements. Transfers out include $445,300 to the General fund for the administrative cost allocations.

Table 41 – Budget Comparison by Department FY 2021 – 2023

	FY 20/21 Actual	FY 21/22 Revised Budget	FY 21/22 Projected	FY 22/23 Budget	Dollar Change	Percent Change
Revenues						
Measure A Sales Tax	$ 242,943,800	$ 250,000,000	$ 250,000,000	$ 255,000,000	$ 5,000,000	2%
LTF Sales Tax	123,038,700	127,000,000	127,000,000	130,000,000	3,000,000	2%
STA Sales Tax	23,576,900	23,909,100	28,465,200	30,964,600	7,055,500	30%
Federal Reimbursements	60,679,800	107,438,700	68,130,000	83,605,900	(23,832,800)	-22%
State Reimbursements	115,962,800	210,931,000	212,859,800	147,821,900	(63,109,100)	-30%
Local Reimbursements	12,875,600	21,897,300	14,125,000	16,439,400	(5,457,900)	-25%
TUMF Revenue	28,301,500	30,000,000	30,100,000	31,000,000	1,000,000	3%
Tolls, Penalties, and Fees	51,769,400	65,123,700	98,646,900	97,771,800	32,648,100	50%
Other Revenue	6,733,900	658,600	1,403,000	707,000	48,400	7%
Investment Income	2,711,100	910,100	5,012,900	1,168,400	258,300	28%
Total Revenues	668,593,500	837,868,500	835,742,800	794,479,000	(43,389,500)	-5%
Expenditures/Expenses						
Management Services:						
Executive Management	689,900	780,700	560,700	727,600	(53,100)	-7%
Administration	2,541,700	3,833,200	3,073,800	4,185,600	352,400	9%
External Affairs	1,160,900	2,220,000	1,862,700	2,905,200	685,200	31%
Finance	3,464,500	5,727,000	4,676,000	6,798,000	1,071,000	19%
Total Management Services	7,857,000	12,560,900	10,173,200	14,616,400	2,055,500	16%
Regional Programs:						
Planning and Programming Services	2,523,800	7,287,400	5,890,100	7,070,600	(216,800)	-3%
Rail Maintenance and Operations	18,027,500	41,874,000	29,977,100	53,856,000	11,982,000	29%
Public and Specialized Transit	40,486,900	126,374,400	92,477,800	167,317,900	40,943,500	32%
Commuter Assistance	2,883,800	4,487,100	3,546,800	4,385,400	(101,700)	-2%
Motorist Assistance	4,296,500	6,189,400	5,536,700	6,104,700	(84,700)	-1%
Regional Conservation	1,357,200	4,354,300	4,116,300	8,484,300	4,130,000	95%
Total Regional Programs	69,575,700	190,566,600	141,544,800	247,218,900	56,652,300	30%
Capital Project Development and Delivery	317,007,500	579,633,100	433,264,100	500,717,000	(78,916,100)	-14%
Toll Operations	16,984,100	51,267,900	31,490,100	49,250,900	(2,017,000)	-4%
Debt Service						
Principal Payments	28,505,100	555,986,600	29,995,000	31,405,000	(524,581,600)	-94%
Interest Payments	48,375,500	60,335,600	56,400,100	60,351,300	15,700	0%
Cost of Issuance	-	2,883,400	3,783,000	-	(2,883,400)	-100%
Total Debt Service	76,880,600	619,205,600	90,178,100	91,756,300	(527,449,300)	-85%
Total Expenditures/Expenses	488,304,900	1,453,234,100	706,650,300	903,559,500	(549,674,600)	-38%
Excess (deficiency) of Revenues over (under) Expenditures/Expenses	180,288,600	(615,365,600)	129,092,500	(109,080,500)	506,285,100	-82%
Other Financing Sources (Uses)						
Transfers In	173,536,200	198,692,000	153,217,400	244,603,200	45,911,200	23%
Transfers Out	(168,010,700)	(198,692,000)	(153,217,400)	(244,603,200)	(45,911,200)	23%
Debt Proceeds	-	638,300,000	-	-	(638,300,000)	-100%
TIFIA Loan Proceeds	15,661,000	6,919,000	-	-	(6,919,000)	-100%
Payment to Escrow Agent	-	(147,488,000)	(6,733,700)	-	147,488,000	-100%
Bond Premium	-	39,978,000	-	-	(39,978,000)	-100%
Net Financing Sources (Uses)	21,186,500	537,709,000	(6,733,700)	-	(537,709,000)	-100%
Excess (deficiency) of Revenues over (under) Expenditures/Expenses and Other Financing Sources (Uses)	201,475,100	(77,656,600)	122,358,800	(109,080,500)	(31,423,900)	40%
Beginning Fund Balance	954,492,100	1,155,967,200	1,155,967,200	1,278,326,000	122,358,800	11%
Ending Fund Balance	$ 1,155,967,200	$ 1,078,310,600	$ 1,278,326,000	$ 1,169,245,500	$ 90,934,900	8%

Executive Management

Mission Statement:

Executive Management maintains the highest level of achievement and professionalism while managing the activities of the Commission to effectuate sound transportation policies, projects, and services to meet Riverside County's mobility needs.

Chart 27 – Executive Management

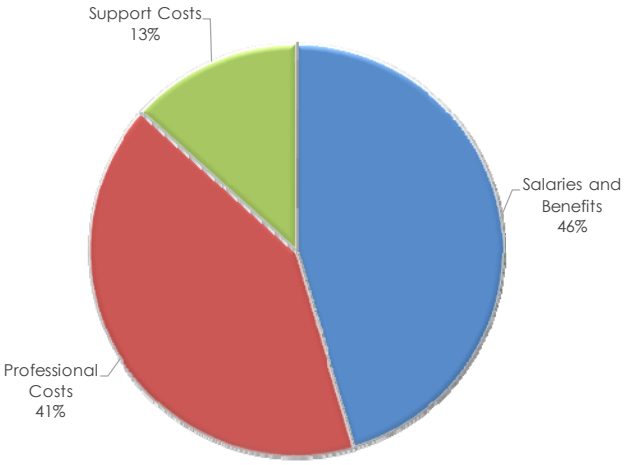

Expenditures

Executive Management has a budget of $727,600 (Table 42) for oversight of all Commission functions. The 15% decrease in salaries and benefits reflects the net change in FTE allocations, offset by an increase to the Commission's contribution to employee health benefits, and a 4% pool for performance merit-based salary increases. Professional costs of $300,000 include legal fees and organizational consulting services. Support costs include various membership dues and staff-related travel costs of $96,700.

Table 42 – Executive Management Expenditure Detail

	FY 20/21 Actual	FY 21/22 Revised Budget	FY 21/22 Projected	FY 22/23 Budget	Dollar Change	Percent Change
Salaries and Benefits	$ 482,900	$ 388,900	$ 384,700	$ 330,900	$ (58,000)	-15%
Professional Costs						
Legal Services	142,300	200,000	88,900	200,000	-	0%
Professional Services - General	-	100,000	25,000	100,000	-	0%
Total Professional Costs	142,300	300,000	113,900	300,000	-	0%
Support Costs	64,700	91,800	62,100	96,700	4,900	5%
TOTAL Executive Management	$ 689,900	$ 780,700	$ 560,700	$ 727,600	$ (53,100)	-7%

Executive Management Staffing Summary

Position	FY 20/21	FY 21/22	FY 22/23
Administrative Services Director-Clerk of the Board	0.03	0.00	0.00
Chief Financial Officer	0.04	0.00	0.00
Community Engagement Manager	0.00	0.20	0.00
Deputy Director of Financial Administration	0.02	0.00	0.00
Deputy Executive Director	0.23	0.20	0.17
Executive Director	0.46	0.28	0.37
External Affairs Director	0.18	0.05	0.00
Human Resources Manager	0.01	0.00	0.00
Project Delivery Director	0.01	0.00	0.00
Public Affairs Manager	0.01	0.00	0.00
Senior Administrative Assistant	0.00	0.06	0.00
Senior Financial Analyst	0.02	0.00	0.00
Senior Office Assistant	0.07	0.20	0.00
FTE	1.08	0.99	0.54

Department Overview

The Executive Director is responsible for developing and implementing new strategies at the local, regional, and statewide levels to assure delivery of transportation improvements and programs throughout the County. Furthermore, Executive Management is committed to fostering a positive and supportive work environment for staff that emphasizes quality work and encourages teamwork and open communication, with a commitment to serving the public. This is accomplished through a productive and collaborative effort with the members of the Commission and the oversight of the Commission's Executive Committee.

As a result of the COVID-19 crisis, under Executive Management's leadership, it has been critical for the Commission to proactively manage and assess the economic consequences of COVID-19 and implement risk management strategies to minimize impacts to programs, projects, and personnel. Further, maintaining transparency in and public accessibility to the Commission's operations is essential.

Department Goals

EM1 – Focus on timely and effective completion of capital projects and implementation of needed transportation services. *(Policy Goals: Quality of Life, Responsible Partner*)

EM2 – Maximize funding for transportation improvements in Riverside County through legislative advocacy. *(Policy Goal: Quality of Life)*

EM3– Maintain effective working relationships with Commissioners to strengthen and expand the Commission's leadership in transportation policy decision-making at all levels of government and raise the Commission's profile in the community. *(Policy Goals: Quality of Life, Operational Excellence)*

EM4 – Support regional transportation solutions in cooperation with surrounding counties that are of benefit to Riverside County. *(Policy Goals: Quality of Life, Operational Excellence, Responsible Partner)*

EM5 – Promote the Commission's effectiveness by improving and developing staff skills, using state-of-the-art working tools, and fostering an environment that encourages and rewards individual and team effort. This has the added goal of making the Commission a desirable place to work and more competitive in seeking talented employees for job vacanices. *(Policy Goal: Operational Excellence)*

EM6 – Continue and enhance the effective implementation and administration of the MSHCP with the integration of the RCA. (*Policy Goals: Quality of Life and Operational Excellence*).

EM7 – Foster and maintain a Commission culture that provides equal opportunity, enhances productivity, encourages regular and open communication among staff, and promotes the mutual achievement of individual and organizational goals and objectives. *(Policy Goal: Operational Excellence)*

EM8 – Ensure a safe and productive workplace environment that serves the public effectively in response to the challenges posed by COVID-19. This includes strategies such as conducting public and business meetings electronically and modifications to work schedules, equipment and procedures. *(Policy Goal: Operational Excellence)*

EM9 – Develop and ensure an agency culture that prioritizes equity in every facet of the Commission's actitvies and especially in its interaction with the public, including:

- Proactive communication with a wide variety of communities throughout Riverside County, ensuring transportation services, programs and opportunities to serve all – especially rural, low-income and disadvantaged communities; and
- Specialized outreach to small and disadvantaged businesess in terms of contracting opportunities and to create and maintain a diverse and empathetic Commission workforce reflecting the residents of all of Riverside County.

(Policy Goals: Connecting the Economy, Operational Excellence, Quality of Life, Responsible Partner).

ID	Executive Management Performance Measures and Results	FY 20/21 Estimated	FY 20/21 Actual	FY 21/22 Estimated	FY 22/23 Projected
EM1 EM4	Expenditures / expenses	$574,395,300	$488,304,900	$706,650,300	$903,599,500
EM5 EM6	Staffing levels	73	63	77	81
EM5	Administration costs as percentage of expenditures / expenses	1.8%	1.7%	1.9%	1.9%

Administration

Mission Statement:

Comprised of office operations – including information technology, clerk of the board, and human resources, Administration provides quality and efficient services to the Board of Commissioners as well as the RCA Board of Directors, staff, and external customers in compliance with applicable federal, state, and local requirements.

Chart 28 – Administration

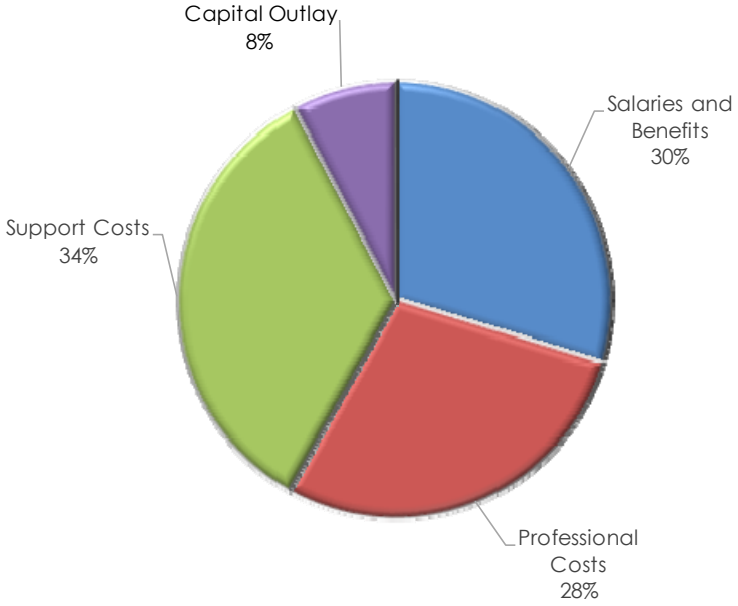

Expenditures

As noted in Table 43, the Administration Department's total budget is $4,185,600 for office operations including management of office space, lease, and equipment; records; Commission and committee meetings; RCA Board of Directors and committee meetings; special events; Clerk of the Board; and Human Resources. Salaries and benefits expenditures of $1,241,400 reflect an increase of 41% for the addition of an Administrative Assistant and Human Resources Assistant; two position reclassifications – Administrative Services Director/Clerk of the Board and Human Resources Manager; an increase to the Commission's contribution to employee health benefits; and a 4% pool for performance merit-based salary increases. Professional costs of $1,194,000 cover various services including, but not limited to, Commissioner per diems, legal fees, and consultant and other professional services. Support costs of $1,425,200 cover administrative overhead including office maintenance; information technology updates, support, and maintenance; and recruitments. Capital outlay of $325,000 covers office space improvements, information technology improvements and upgrades, and equipment upgrades. Clerk of the Board costs related directly to regional conservation are included in the Regional Conservation Department.

Table 43 – Administration Expenditure Detail

	FY 20/21 Actual	FY 21/22 Revised Budget	FY 21/22 Projected	FY 22/23 Budget	Dollar Change	Percent Change
Salaries and Benefits	$ 714,000	$ 881,200	$ 715,400	$ 1,241,400	$ 360,200	41%
Professional Costs						
Commissioner Per Diem	51,100	65,000	40,000	65,000	-	0%
Legal Services	23,600	95,000	26,000	45,000	(50,000)	-53%
Professional Services - General	941,400	1,081,600	1,005,000	1,084,000	2,400	0%
Total Professional Costs	1,016,100	1,241,600	1,071,000	1,194,000	(47,600)	-4%
Support Costs	811,600	1,350,400	1,052,400	1,425,200	74,800	6%
Capital Outlay	-	360,000	235,000	325,000	(35,000)	-10%
Debt Service	15,800	-	-	-	-	N/A
TOTAL Administration	$ 2,557,500	$ 3,833,200	$ 3,073,800	$ 4,185,600	$ 352,400	9%

Administration Staffing Summary

Position	FY 20/21	FY 21/22	FY 22/23
Administrative Assistant	0.00	0.15	1.50
Administrative Services Director-Clerk of the Board	0.82	0.75	0.75
Deputy Clerk of the Board	1.11	1.08	1.15
Deputy Director of Financial Administration	0.00	0.02	0.00
Deputy Executive Director	0.06	0.08	0.05
Executive Director	0.00	0.02	0.00
Facilities Administrator	0.04	0.04	0.07
Human Resources Assistant	0.00	0.00	1.00
Human Resources Manager	0.99	1.00	1.00
IT Administrator	0.00	0.81	0.80
Procurement Analyst	0.00	0.06	0.04
Procurement Manager	0.01	0.04	0.02
Records Technician	1.00	0.90	0.95
Senior Administrative Assistant	0.44	0.25	0.62
Senior Management Analyst	0.02	0.04	0.05
Senior Office Assistant	0.84	0.40	0.84
Senior Procurement Analyst	0.03	0.06	0.04
FTE	5.36	5.70	8.88

Department Overview – Office Operations

Office Operations oversees the daily maintenance needs of the Commission's office facilities and staff; manages information technology and records management systems; oversees the office lease with the County; purchases office supplies and equipment; posts public notices on the website and local newspaper; maintains a safe working environment for Board members, staff, and consultants; and provides support services.

Department Goals – Office Operations

OO1 – Ensure quality service that demonstrates responsiveness and flexibility and provides services at the most reasonable cost. *(Policy Goal: Operational Excellence)*

OO2 – Facilitate access to Commission information and records. *(Policy Goal: Operational Excellence)*

Department Overview – Clerk of the Board

The Clerk of the Board provides support services to the Board and its alternates and for Commission and committee meetings; the Clerk of the Board also supports the RCA Board of Directors and its alternates and for RCA board and committee meetings. It serves as an important resource for the Commission and RCA and has the responsibility for:

- Recording, publishing, preserving, and filing meeting proceedings of documents acted upon by the boards and their committees;
- Processing claims against the Commission and RCA;
- Fulfilling requirements of the Commission and RCA, including committees, as it relates to the Conflict of Interest Code;
- Serving as the Filing Officer for Economic Interest and Campaign Disclosure statements and legal claims against the Commission and RCA;
- Coordinating special events and meetings; and
- Performing all duties required by law, rules, or order of the Board and RCA.

As such, this department has a direct link and responsibility to serve local taxpayers and the public while supporting the actions of the Commission and RCA. The need to be accountable to the public at large is further amplified by the need to comply with federal and state law requiring prompt responses to California Public Records Act requests.

Department Goals – Clerk of the Board

CB1 – Ensure coordination and documentation of board and committee meetings as required by state regulations. *(Policy Goal: Operational Excellence)*

CB2 – Facilitate public access to board meetings, agenda items, and records as required by state regulations. *(Policy Goal: Operational Excellence)*

Department Overview – Human Resources

Human Resources responsibilities include:

- Planning, administering, and implementing human resources programs, including the recruitment, selection, and appraisal process;
- Employee training and development;
- Classification and compensation studies;
- Benefits administration;
- Employee relations; and
- Recommending, implementing and maintaining personnel policies, procedures, and practices.

Department Goals – Human Resources

HR1 – Administer human resources policies, procedures, and programs in order to align personnel laws and the Commission's policies with continuous improvement principles. *(Policy Goal: Operational Excellence)*

HR2 – Continue to employ and recruit a diverse, dynamic, and talented workforce to meet the needs of the growing organization. *(Policy Goal: Operational Excellence)*

HR3 – Train and develop staff to be their best in order to meet the needs of the organization. *(Policy Goal: Operational Excellence)*

HR4 – Understand and consistently deliver excellent customer service to all employees in person or virtual settings. *(Policy Goal: Operational Excellence)*

HR5 – Improve the quality of the work culture and administer appropriate safety protocols and precautions as it relates to return to office and COVID-19 in the workplace. *(Policy Goal: Operational Excellence)*

HR6 – Promote diversity and inclusion by providing equal access to opportunities and ensuring fair treatment of all candidates and staff. *(Policy Goal: Operational Excellence))*

ID	Administration Performance Measures and Results	FY 20/21 Estimated	FY 20/21 Actual	FY 21/22 Estimated	FY 22/23 Projected
OO1	Staff supported: Regular full-time	73	63	77	81
OO2	Legal notices	15	9	25	20
CB1, CB2	RCTC and RCA board, committee, and ad hoc meetings	65	67	75	75
CB1	RCTC and RCA board members supported (including alternates)	108	108	108	108
HR1, HR4	Employee Policies and Procedures/Benefits review sessions held	5	2	5	2
HR2	Recruitments	15	13	11	10
HR2	Positions filled	15	14	11	10
HR3	Employee training sessions held	3	0	3	2

External Affairs

Mission Statement:

External Affairs communicates, engages in, and develops relationships with the public, key stakeholders, and governmental decision-makers to connect the lives of Riverside County residents.

Chart 29 – External Affairs

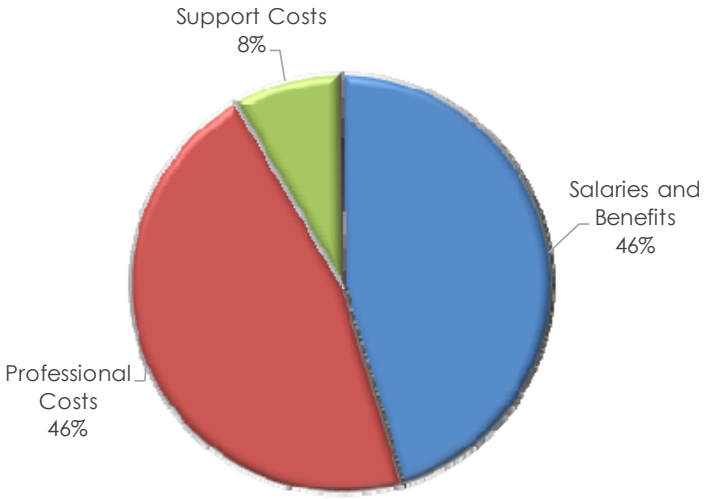

Expenditures

The External Affairs Department has a total budget of $2,905,200 (Table 44), an overall 31% increase due to salaries and benefits and professional services. Salaries and benefits reflect an increase of 35% due to the change in FTE allocations, an increase to the Commission's contribution to employee health benefits, and a 4% pool for performance merit-based salary increases. Professional costs of $1,347,000 include legislative advocacy, graphic design, website updates, social media communications, and targeted digital advertising. The 33% increase in professional costs is related to new on-call public outreach to expand and strengthen its public-facing communications. Support costs of $235,100 reflects a 2% increase due to additional membership subscriptions. Support costs include advertising, various membership dues, and subscriptions to business software products, journalistic publications, and staff-related travel costs, which remain at flat levels, to Sacramento, Washington, D.C., and professional conferences. Capital outlay of $5,000 includes audio and visual equipment to produce and expand the ability for inhouse videos.

Table 44 - External Affairs Expenditure Detail

	FY 20/21 Actual	FY 21/22 Revised Budget	FY 21/22 Projected	FY 22/23 Budget	Dollar Change	Percent Change
Salaries and Benefits	$ 640,000	$ 974,600	$ 737,200	$ 1,318,100	$ 343,500	35%
Professional Costs						
Legal Services	7,400	35,000	15,000	35,000	-	0%
Professional Services - General	498,400	979,900	935,000	1,312,000	332,100	34%
Total Professional Costs	505,800	1,014,900	950,000	1,347,000	332,100	33%
Support Costs	15,100	230,500	175,500	235,100	4,600	2%
Capital Outlay	-	-	-	5,000	5,000	N/A
TOTAL External Affairs	$ 1,160,900	$ 2,220,000	$ 1,862,700	$ 2,905,200	$ 685,200	31%

External Affairs Staffing Summary

Position	FY 20/21	FY 21/22	FY 22/23
Community Engagement Manager	0.00	0.80	0.77
Deputy Director of Financial Administration	0.00	0.02	0.00
Deputy Executive Director	0.39	0.35	0.46
External Affairs Director	0.24	0.49	0.74
Legislative Affairs Manager	0.92	0.70	0.79
Procurement Analyst	0.00	0.03	0.04
Procurement Manager	0.02	0.02	0.02
Public Affairs Manager	0.34	0.38	0.43
Regional Conservation Director	0.00	0.00	0.02
Senior Administrative Assistant	0.27	0.26	0.23
Senior Management Analyst	0.95	1.16	1.72
Senior Procurement Analyst	0.00	0.03	0.04
FTE	3.13	4.24	5.26

Department Overview

The External Affairs Department manages two core functions: legislative affairs and public outreach. These are public-facing functions with high impact on how residents, stakeholders, and decision-makers interact with the Commission and RCA.

Legislative Affairs

Improved mobility for Riverside County residents requires the financial resources and public policy to implement transportation projects, habitat conservation, and programs. Through proactive advocacy at all levels of government, the Commission exercises leadership to advance the agenda of Riverside County taxpayers. The Commission's legislative engagement takes many forms including, but not limited to:

- Seeking specific items in state or federal budgets;
- Changing the law;
- Shaping rules and regulations;
- Educating elected, appointed, and career government officials, as well as interest groups; and
- Ensuring Commission and RCA projects are eligible for competitive new and existing grant programs.

Coverage of the many policy and funding issues that affect mobility and habitat conservation within Riverside County requires a team approach. The Commission's historically effective and savvy approach to legislative advocacy is consistent with the Commission's overall theme of a lean staff, relative to the required tasks and the demands to be met, and use of consultants in their areas of expertise. The Commission retains legislative consultants with decades of experience in transportation and habitat conservation policy and funding based in Washington, D.C. and Sacramento, providing day-to-day representation and insights that help guide staff. The consultants, often referred to as legislative advocates or lobbyists, are procured every few years through a competitive and transparent process that seeks to acquire the greatest talent and the best value for the Commission. The FY 2022/23 budget will take into consideration any increases in retainer fees for legislative consulting services based on a new contract for transportation and habitat services beginning in the new fiscal year.

Staff, in consultation with the legislative advocates, provides recommendations and support to Commissioners and RCA Board Members, who set legislative policy priorities and are often the Commission and RCA's most effective advocates in Washington, D.C. and Sacramento. Commissioner and Board Member engagement takes the form of actions such as adopting a legislative platform; taking positions on individual bills; and communicating with government decision-makers in writing, verbally, or through trips to capital cities. Thus, the Commission's team approach for legislative advocacy is best likened to a three-legged stool held up by Commissioners and Board Members, professional staff, and professional legislative consultants.

An essential component of the Commission's legislative affairs program is participation in formal and informal coalitions among agencies and stakeholders with similar interests. Examples of formal coalitions are:

- Mobility 21 – a coalition of public agencies, the Automobile Club of Southern California, and business advocacy groups in southern California;
- Self-Help Counties Coalition – an alliance of all California counties with voter-approved sales taxes for transportation projects;
- California Association of Councils of Government – a diverse alliance of transportation and planning agencies that are impacted by state laws and regulations on land use, air quality, and transportation;
- CTOC – an industry group of tolling agencies that collaborates on matters of common interest pertaining to operations, technology, finance and public policy;
- International Bridge, Tunnel, and Turnpike Association – an industry group of public and private stakeholders in the tolling industry that focuses on federal policy and developing best business practices within the tolling community;
- National Habitat Conservation Plans (HCP) Coalition – a diverse coalition to advance the use, effectiveness of, and support for HCP as economic development and conservation tools; and
- California Habitat Conservation Planning Coalition – an informal, state-level coalition to provide technical support and advocacy on behalf of HCPs and Natural Community Conservation Plans.

Although participation in these coalitions requires staff and consultant time, leveraging the collective strength of voices beyond the Commission and RCA is often necessary to affect policy change. Additionally, members of these coalitions may have expertise and resources outside of the Commission's current capability that can contribute significant value to the Commission.

Active engagement by the Commission in the development and implementation of significant federal infrastructure legislation is necessary to ensure Riverside County taxpayers receive a

proportional benefit to any federal investment. This will include providing feedback to the U.S. DOT on the implementation of the federal Infrastructure Investment and Jobs Act.

The Commission will continue to engage state and federal officials regarding the implementation of climate action policies and identify any impact to the Commission's ability to complete projects in Measure A.

A key recommendation of the Commission's Strategic Assessment is for the Commission to pursue state and federal funding for priority projects, given the significant gap of funding for Riverside County's long-term mobility needs. Staff will continue to ensure that Commission projects are eligible and competitive for new and existing grant programs.

The Commission became the managing agency for the RCA as of January 2021. Outreach to elected and policy officials will include information regarding the MSHCP, issues associated with its implementation, and benefits to transportation infrastructure project delivery.

Public Affairs

The Commission's commitment to engage and educate residents, motorists, business operators, and other major stakeholders about transportation solutions and habitat conservation requires a comprehensive public affairs program. The Commission continues to develop relationships with the public through many channels, including:

- Participating in two-way dialogue to expand engagement and reach with the public via RCTC's Facebook, Twitter, and Instagram platforms, with a focus on thoughtful, quick responses to questions and comments, and an increasing number of short videos;
- Building awareness and support for the Commission's projects, services, and funding challenges through an all-inclusive, data-driven public engagement program, with tools to receive public feedback about transportation priorities and funding opportunities;
- Maintaining and enhancing the RCTC.org website and promptly responding to website inquiries from residents and other interested parties;
- Providing news updates through RCTC's blog, *The Point*, and sending monthly e-newsletters to subscribers;
- Producing and providing resource materials, such as fact sheets, maps, brochures, annual reports, and newsletters in print and digital form;
- Communicating with news media outlets through news releases, radio and television interviews, advertisements, cable television recordings, and podcasts;
- Interacting with communities of interest and stakeholder groups, such as city councils, chambers of commerce, industry associations, service clubs, and other community-based organizations and businesses;
- Participating in or hosting public meetings, including both virtual and in-person public meetings;
- Measuring public affairs activities to assess progress toward goals and determining the most effective means of reaching various stakeholders; and
- Integrating RCA communications, due to the Commission's management role of this agency.

The Commission will place continued emphasis on providing communications support to major projects, such as:

- 15/91 Express Lanes Connector
- SR-60 Truck Lanes
- I-15/Railroad Canyon Interchange
- MCP I-215/Placentia Avenue Interchange and its second construction project
- 91 COP
- 71/91 Connector
- 15 Interim Corridor Operations Project
- 15 COP
- I-15 Express Lanes–Southern Extension
- Metrolink station improvements
- Coachella Valley-San Gorgonio Pass Rail Corridor Service
- SB 132 funded projects
- Santa Ana River Trail Extension

The Commission also promotes high-value public services, such as FSP, the VanClub vanpool subsidy program, and other motorist and commuter assistance programs. In addition, the Commission continues to support the public outreach efforts of Caltrans District 8 and member jurisdictions, in relation to transportation planning and construction activities.

The Commission's communications efforts also focus on marketing and customer service for the RCTC 91 Express Lanes, 15 Express Lanes, and public transit operations including Metrolink service. The Commission has a significant stake in ensuring positive experiences by the public with these toll and transit services.

An ongoing emphasis for the Commission is increased digital communications. The public can expect to see increased information from *The Point,* the Commission's e-newsletter and blog; RCTC.org, the Commission's website; and social media accounts, @therctc. Staff will continue to produce quarterly reports to measure the effectiveness of these digital communication activities. Additionally, the public can expect more information related to the RCA including progress toward completing the MSHCP. Efforts will include expanded social media engagement through @WesternRCA, *The Vista* monthly e-newsletter, website updates to wrc-rca.org, email notifications, video production, stakeholder communication, school programs, and recreational opportunities. Staff will provide quarterly analytics to measure the success of these communication activities.

Educating the public about funding sources, challenges, and mobility options remains a cornerstone of RCTC's communication approach. RCTC includes as its key message the importance of Measure A, the voter-approved half-cent sales tax measure for transportation projects in Riverside County. In addition, despite deferring the Traffic Relief Plan ballot measure in 2020, the Commission continues to use the approved document as an aspirational planning tool supported by grassroots public input. The Commission can use the Traffic Relief Plan as a reference point for future decisions; however, the projects and services within the plan are unlikely to be delivered without a funding source. Measure A remains the Commission's most significant funding source and is tied to specific projects and programs approved by Riverside County voters in 2002. RCTC also faces challenges related to changing state and federal transportation funding priorities and is committed to informing residents about our efforts to secure funding for Riverside County transportation needs.

Community Engagement

Awareness and understanding of the diverse communities in Riverside County require a comprehensive community engagement strategy that supports RCTC's transportation and habitat conservation efforts. The community engagement program engages and seeks understanding of Riverside County's community-based stakeholders to build trust and gain support to inform the decision-making process. The Commission's community engagement approach takes many forms including, but not limited to:

- Partnering with community-based organizations to ensure equity, public health, and robust stakeholder engagement;
- Providing strategy and input to support inclusiveness of underserved communities who lack equitable access to various forms of transportation;
- Interacting and serving as a liaison among communities of interest and stakeholder groups, such as city councils, chambers of commerce, service clubs, and other community-based organizations and businesses;
- Actively building enduring relationships to gain support from local jurisdictions and community groups for grant funding pursuits while supporting the Commission's long-term success;
- Working with internal work groups to identify and target outreach efforts for project related activities that require community input and buy-in;
- Working closely with the region's tribal governments; and
- Acting as primary liaison and supporting RCA's Stakeholders Committee.

Department Goals

The External Affairs Department plays a unique role by providing broad internal support to all Commission departments while also being the conduit for a wide variety of external stakeholders to receive information and advance the public's general interest in better mobility in Riverside County. To that extent, the External Affairs Department's goals truly are the Commission-wide goals of quality of life, operational excellence, connecting the economy, and being a responsible partner. The External Affairs Department will continue to adapt to ensure achievement of these broader organizational aims.

External Affairs Performance Measures and Results	FY 20/21 Estimated	FY 20/21 Actual	FY 21/22 Estimated	FY 22/23 Projected
Legislative action submittals to Commission	6	5	6	6
Commission-adopted legislative positions	6	4	6	6
Letters received supporting state/federal/regional funding pursuits (grants, earmarks, etc.)	25	41	25	25
Items of state or federal legislation sponsored by the Commission	0	0	1	0
Annual legislative delegation staff briefing	1	0	1	1
Speakers bureau/stakeholder presentations/events (virtual and in-person)	70	55	75	52
Social media postings per week (average)	5	6	6	7
Facebook "likes"	10,000	9,903	10,500	10,250
Twitter followers	1,340	1,330	1,400	1,350
Instagram followers	840	975	900	1,200
The Point postings per month (average)	4	4	4	4
The Point subscribers	4,000	4,013	4,500	4,200
Website visitors per month (average)	30,000	40,329	33,000	40,000

Finance

Mission Statement:

Finance safeguards the Commission's assets and maintains strong and prudent fiscal controls in accounting, budgeting, procurements, debt financing, investing, and financial reporting including ongoing disclosure to all interested parties. Finance seeks financing alternatives that complement the Commission's strategic direction.

Chart 30 – Finance

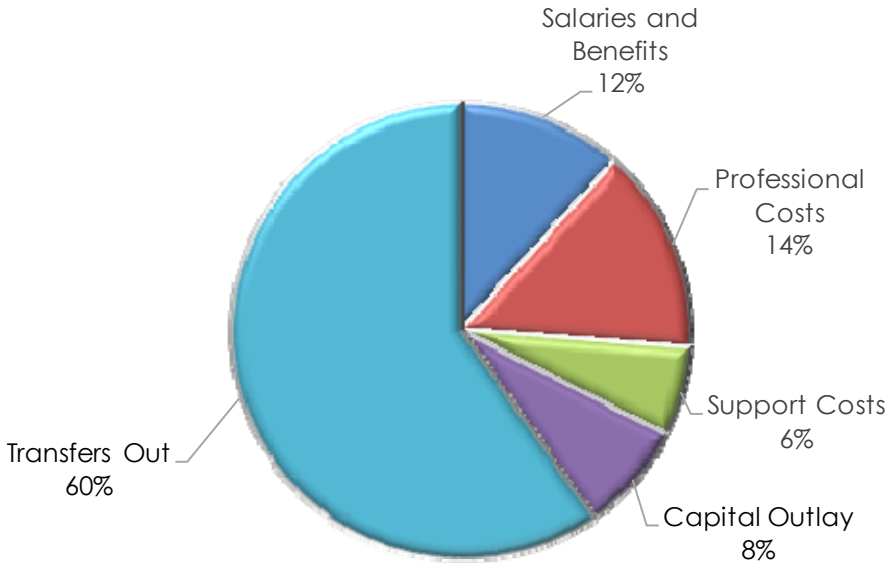

Expenditures

The Finance Department's total budget is $16,878,800 (Table 45) and reflects an overall increase of 7%. Department staffing costs will total $1,974,000 and reflects a 16% increase due to the net change in FTE allocations, the addition of an Accountant position, an increase to the Commission's contribution to employee health benefits, and a 4% pool for performance merit-based salary increases. Professional costs of $2,450,300 include various services related to general and specialized legal, financial and investment advisory, audits, debt management, annual financial report, and annual graphic design and publications, and procurement. The increase of $233,300 or 11% is due to professional support services for an ERP implementation, including support for a budget and timekeeping software implementation. Support costs of $1,059,800, which include insurance, printing, and staff training, are expected to increase due to rising insurance costs and increased staff training and travel post COVID-19. Capital outlay of $1,313,900 includes an ERP implementation, including a budget and timekeeping software implementation. Transfers out of $10,000,000 and $80,800 are related to funding a portion of the sales tax debt service interest payments and administrative costs to the General fund, respectively, from the 2009 Measure A Western County bond financing program.

Table 45 – Finance Expenditure Detail

	FY 20/21 Actual	FY 21/22 Revised Budget	FY 21/22 Projected	FY 22/23 Budget	Dollar Change	Percent Change
Salaries and Benefits	$ 1,421,800	$ 1,706,200	$ 1,706,200	$ 1,974,000	$ 267,800	16%
Professional Costs						
Legal Services	35,200	220,000	125,800	201,000	(19,000)	-9%
Audit Services	425,100	512,800	486,500	513,500	700	0%
Financial Advisory	52,200	277,000	5,000	200,000	(77,000)	-28%
Professional Services - General	865,400	1,207,200	1,079,800	1,535,800	328,600	27%
Total Professional Costs	1,377,900	2,217,000	1,697,100	2,450,300	233,300	11%
Support Costs	591,500	933,800	868,700	1,059,800	126,000	13%
Capital Outlay	73,300	870,000	404,000	1,313,900	443,900	51%
Transfers Out	10,015,900	10,078,600	10,078,600	10,080,800	2,200	0%
TOTAL Finance	$ 13,480,400	$ 15,805,600	$ 14,754,600	$ 16,878,800	$ 1,073,200	7%

Finance Staffing Summary

Position	FY 20/21	FY 21/22	FY 22/23
Accountant	0.99	0.97	1.96
Accounting Assistant	1.98	2.00	2.00
Accounting Supervisor	1.00	1.00	1.00
Accounting Technician	1.00	2.00	2.00
Chief Financial Officer	0.59	0.60	0.77
Deputy Director of Finance	0.97	0.94	0.94
Deputy Director of Financial Administration	0.21	0.15	0.40
Financial Administration Manager	0.00	0.00	0.02
Financial Analyst	0.02	0.00	0.05
Procurement Analyst	0.00	0.20	0.15
Procurement Manager	0.28	0.10	0.10
Senior Administrative Assistant	0.39	0.45	0.45
Senior Financial Analyst	0.63	0.60	0.60
Senior Management Analyst	0.01	0.01	0.01
Senior Office Assistant	0.00	0.30	0.00
Senior Procurement Analyst	0.75	0.10	0.10
FTE	8.82	9.42	10.55

Department Overview

Finance and Accounting

Commission resources are allocated to assure financial stability and fiscal accountability. Finance activities include investing the Commission's cash resources, planning and directing financial transactions, and subsequent monitoring of legal and regulatory requirements. Adequate cash flow must be maintained while at the same time prudently investing operating and capital project funds. Borrowing needs are evaluated utilizing both short- and long-term debt. Once debt is issued, there are continuing disclosure responsibilities including interaction with financial advisors, bankers, dealers and remarketing agents, underwriters, bond counsel, bond insurers, trustees, issuing and paying agents, arbitrage consultants, investment managers, and rating agencies as well as providing regular and consistent information disclosure to investors who hold the Commission's sales tax revenue and toll revenue bonds and the U.S. DOT for TIFIA loans.

Fiscal accountability involves receiving all funds due the Commission, paying all Commission obligations, maintaining the general ledger, reporting regularly on the Commission's fiscal results, and preparing and monitoring the budget. Fiscal accountability requires the coordination of budget planning and monitoring and the accurate and timely accounting for all funding sources, including compliance with all applicable laws and regulations governing those funds. Accounting encompasses cash receipt and disbursement functions, maintenance of the general ledger

including project cost accounting, payroll processing, debt and investment management, quarterly and annual financial reporting, and retention of and coordination with independent auditors. In connection with its accounting and financial reporting responsibilities, the Commission will continue to monitor GASB activities and implement new standards, when required.

The Commission also recognizes the importance of accountability for the organization. As a result, the Commission is highly regarded by individuals, peers, other organizations, and government officials at a local, regional, state, and national basis. Measures have been implemented related to oversight, reporting, fraud, internal control, and ethics to maintain the public's confidence in the Commission, including participation in the Government Finance Officers Association (GFOA) certificate programs. While the Commission continues to participate in GFOA's Certificate of Achievement for Financial Reporting Program, it did not participate in the Distinguished Budget Presentation program for the FY 2020/21 and FY 2021/22 budgets due to the impact of COVID-19 on staff resources. Similar to the prior year as a result of the continued impact of COVID-19, the Commission will not submit the FY 2022/23 budget to the program; however, the budget document approved by the Commission provides essential information without some details provided in prior years that were required by the GFOA budget program.

Procurement Management

Procurement management is responsible for the purchase of all goods and services, in accordance with the Commission's Procurement Policy Manual and federal and state funding requirements to ensure the implementation of the Commission's projects and programs. The procurement process is centralized and includes conducting outreach, issuing solicitations, oversight of the proposal evaluation process, conducting contract negotiations, recommending contract award, and updating procurement policies and procedures as required. After contract award and during the contract lifetime, contract administration activities include issuing contract task orders and amendments; ensuring compliance with contract terms, conditions, and deliverables; and monitoring contract balances to prevent contract overruns. The Commission approved the revised Procurement Policy Manual in February 2021 to include the RCA procurement policies and procedures.

Procurement management also includes oversight of the Commission's DBE and SBE program. This includes developing DBE contract goals, attending various DBE/SBE outreach events to encourage participation on Commission contracts, monitoring DBE participation achievement, and ensuring all vendors have an equal opportunity to provide the Commission with goods and services.

Risk management includes identifying Commission insurance needs to protect the Commission's assets, such as its commuter rail stations, toll facilities, and vacant land, and to ensure that insurance requirements for services purchased with public funds are applied in the Commission's best interests. Activities also include reviewing scopes of work to ensure insurance limits are adequate, tracking consultant insurance certificates, managing claims, and annually reviewing and renewing the Commission's insurance policies.

Department Goals

F1 – Protect the Commission's cash resources by regular monitoring of investment practices to ensure consistency with established investment policy. *(Policy Goal: Operational Excellence)*

F2 – Manage the Commission's outstanding debt ensuring compliance with applicable laws and regulations and continued investor awareness and receptivity to the Commission's program. *(Policy Goal: Operational Excellence)*

F3 – Ensure the Commission and funding recipients comply with Measure A and TDA laws and regulations as they relate to the annual financial and compliance audits as well as close cooperation and coordination with independent auditors. *(Policy Goal: Operational Excellence)*

F4 – Maintain fiscal and budgetary control through monitoring of periodic results and ensuring consistency with the Commission's strategic direction. *(Policy Goal: Operational Excellence)*

F5 – Assure fiscal accountability for Commission funds with general ledger accounting and financial reporting consistent with generally accepted accounting principles. *(Policy Goal: Operational Excellence)*

F6 – Develop and maintain an organizational accountability program encompassing financial and operational functions. *(Policy Goal: Operational Excellence)*

F7 – Procure goods and services from qualified consultants, contractors, and other vendors in accordance with the Commission's Procurement Policy Manual and applicable laws and regulations at a competitive price. *(Policy Goal: Operational Excellence)*

F8 – Review existing procurement policies and procedures. *(Policy Goal: Operational Excellence)*

F9 – Protect the Commission's assets by ensuring appropriate insurance is obtained. *(Policy Goal: Operational Excellence)*

ID	Finance Performance Measures and Results	FY 20/21 Estimated	FY 20/21 Actual	FY 21/22 Estimated	FY 22/23 Projected
F1	Average yield on investments	.10% operating and debt proceeds	.27% operating .56 % debt proceeds	.10% operating and debt proceeds	.10% operating and debt proceeds
F2	Sales tax revenue bonds rating[1]	Aa2/AA+/AA	Aa2/AA+/AA	Aa2/AA+/AA	Aa2/AA+/AA
F2	Toll revenue bond rating: 2013 Bonds 2021 Refunding Bonds, Series A, B-1, B-2 2021 Refunding Bonds, Series C	 A/BBB+ N/A N/A	 A/BBB+ N/A N/A	 A/BBB+ A/BBB+ A-/BBB	 A/BBB+ A/BBB+ A-/BBB
F2	TIFIA loan rating: 2013 TIFIA Loan[2] 2017 TIFIA Loan	 BBB+ BBB-/BBB	 BBB+ BBB-/BBB	 N/A BBB-/BBB	 N/A BBB-/BBB
F2	Commercial paper rating	P-1/A-1	P-1/A-1	P-1/A-1	P-1/A-1
F3	Audit adjustments	0	0	0	0
F5	GFOA Certificate of Achievement	Awarded	Awarded	Awarded	Awarded
F5	Accounts payable invoices processed	7,300	6,900	7,000	7,000
F5	Accounts payable checks processed	4,100	3,700	3,800	3,800
F5	Payroll hours processed	151,800	121,100	156,900	159,000
F5	Accounts receivable invoices processed	290	295	300	300
F7	Agreements processed	210	253	210	215

[1]Sales Tax Bonds includes 2010, 2013, 2016, 2017 and 2018 debt issuances.

[2]2013 TIFIA loan was prepaid in connection with the 2021 Toll Refunding Bond issuance in October 2021.

Planning and Programming

Mission Statement:

Planning and Programming exerts leadership in transportation planning and the programming of funds to improve mobility, foster environmental stewardship, expedite project delivery, and form partnerships with local, regional, state, and federal agencies resulting in maximum returns on local investment. Planning and Programming also supports a coordinated regional approach to solve transportation funding issues.

Chart 31 – Planning and Programming

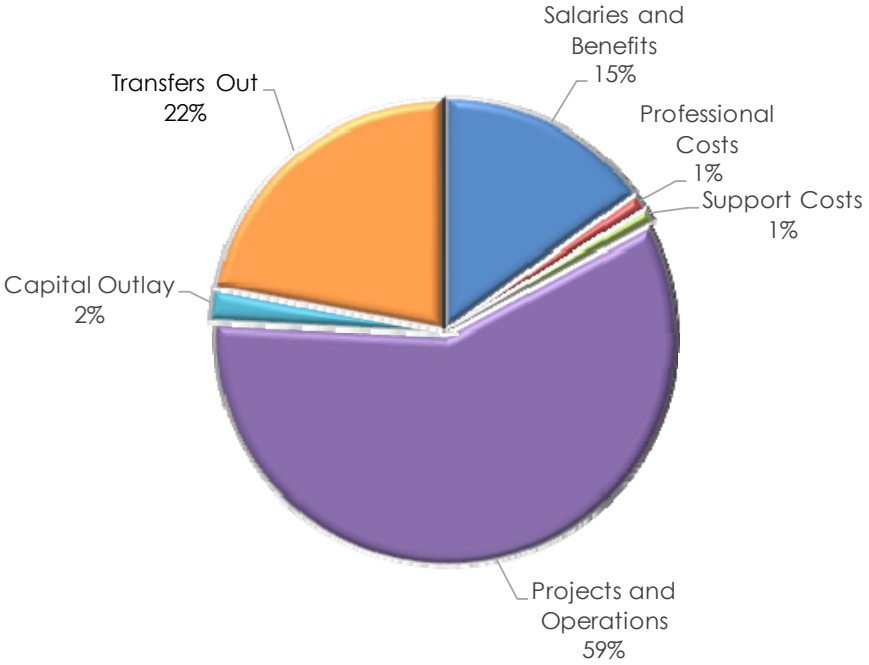

Expenditures

Planning and Programming expenditures of $9,065,600 reflects an increase of $936,200 or 12% (Table 46). Salaries and benefits total $1,359,100 and reflect a 7% increase due to the net change in FTE allocations, an increase to the Commission's contribution to employee health benefits, and a 4% pool for performance merit-based salary increases. Professional services totaling $111,500 decreased 16% due to anticipated general legal costs for the Santa Ana River Trail Extension project for the District. Professional services include air quality analysis; project database management; local, regional, and state planning activities; on-call goods movement consultants; and legal services. Support costs increased 195% or $55,900 for annual maintenance of the Commission's new project management database. Support costs include annual project management database maintenance, various membership dues, and staff-related travel costs. Projects and operations costs decreased 4% due to completion of grant-funded reimbursement of construction costs for a CVAG signal synchronization project, engineering work for the Santa Ana River Trail Extension project for the District, and a transit-oriented communities study. Capital outlay $200,000 includes the final year of the development of the Commission's new project management database. Transfers out include $845,000 for administrative costs to the General fund and $1,150,000 contribution for the I-15 Corridor projects in the 2009 Measure A Western County highway fund.

Table 46 – Planning and Programming Expenditure Detail

	FY 20/21 Actual	FY 21/22 Revised Budget	FY 21/22 Projected	FY 22/23 Budget	Dollar Change	Percent Change
Salaries and Benefits	$ 864,700	$ 1,265,600	$ 917,600	$ 1,359,100	$ 93,500	7%
Professional Costs						
Legal Services	33,100	93,000	20,000	80,500	(12,500)	-13%
Professional Services - General	13,200	40,000	11,000	31,000	(9,000)	-23%
Total Professional Costs	46,300	133,000	31,000	111,500	(21,500)	-16%
Support Costs	4,500	28,600	33,200	84,500	55,900	195%
Projects and Operations						
Program Operations	159,700	308,200	308,200	217,100	(91,100)	-30%
Engineering	199,700	1,821,000	510,000	1,710,000	(111,000)	-6%
Construction	34,600	311,000	311,000	-	(311,000)	-100%
Right of Way	-	155,000	-	295,000	140,000	90%
Special Studies	140,400	1,350,000	1,080,200	1,143,400	(206,600)	-15%
Operating and Capital Disbursements	1,044,400	1,575,000	2,346,500	1,950,000	375,000	24%
Total Projects and Operations	1,578,800	5,520,200	4,555,900	5,315,500	(204,700)	-4%
Capital Outlay	29,500	340,000	352,400	200,000	(140,000)	-41%
Transfers Out	290,600	842,000	842,000	1,995,000	1,153,000	137%
TOTAL Planning and Programming	$ 2,814,400	$ 8,129,400	$ 6,732,100	$ 9,065,600	$ 936,200	12%

Planning and Programming Staffing Summary

Position	FY 20/21	FY 21/22	FY 22/23
Capital Project Manager	0.14	0.00	0.40
Chief Financial Officer	0.01	0.01	0.00
Deputy Director of Financial Administration	0.02	0.03	0.00
Deputy Executive Director	0.06	0.11	0.07
Executive Director	0.36	0.38	0.33
External Affairs Director	0.00	0.01	0.00
IT Administrator	0.00	0.02	0.02
Management Analyst	1.00	0.00	1.00
Multimodal Services Director	0.20	0.25	0.30
Planning and Programming Director	1.00	0.99	1.00
Planning and Programming Manager	1.00	0.99	1.00
Procurement Analyst	0.00	0.08	0.08
Procurement Manager	0.10	0.06	0.06
Project Delivery Director	0.00	0.04	0.06
Public Affairs Manager	0.01	0.02	0.02
Right of Way Manager	0.00	0.00	0.02
Senior Administrative Assistant	0.21	0.20	0.01
Senior Capital Project Manager	0.00	0.15	0.00
Senior Management Analyst	1.06	2.11	1.21
Senior Procurement Analyst	0.07	0.14	0.14
FTE	5.24	5.59	5.72

Department Overview

Transportation Planning and Programming

The Planning and Programming Department is responsible for short- and long-range transportation planning and programming. Short-range planning and programming involves the development of the five-year STIP-RIP and preparation of the six-year FTIP for the County. These programming documents identify projects funded from Measure A, TUMF, transit operators' SRTPs, state and federally funded projects, locally funded regionally significant projects, and local jurisdiction Capital Improvement Plans (CIPs).

The department's planning role involves working with the Federal Highway Administration, FTA, CTC, Caltrans, SCAG, councils of governments, local agencies, and other county transportation commissions in the region on various planning efforts relative to:

- Implementation of SCAG's current RTP/SCS, Connect SoCal;
- Corridor and goods movement plans; and
- STIP-RIP.

Programming specifically involves the development, review, and approval of projects for various funding programs, particularly those where the Commission has a responsibility for project nominations. Additionally, programming involves the monitoring of projects from project selection through construction close-out. In order to receive federal funds and approvals, projects must be included in the RTP and FTIP in accordance with project delivery schedules and financial constraint requirements. This also includes regionally significant projects that are state only or locally funded.

SCAG, as the metropolitan planning organization (MPO), is responsible for incorporating all six county (Imperial, Los Angeles, Orange, Riverside, San Bernardino, and Ventura) transportation improvement programs into one regional programming document – the RTP/SCS. SCAG also conducts a conformity analysis with the adopted air plans to ensure compliance with the National Ambient Air Quality Standards, as stipulated by Environmental Protection Agency's Transportation Conformity Rule, and GHG reduction targets adopted by California Air Resources Board. The RTP/SCS is updated every four years and the FTIP is updated biennially. Additionally, each FTIP cycle includes an opportunity to amend individual projects approximately every other month. RTP amendments are less frequent as they require air quality conformity analyses. FTIP amendments can occur for minor project changes that do not affect the conformity determination.

The Planning and Programming Department is responsible for allocating the following local, state, and federal funding sources:

Local Sources	State Sources	Federal Sources
2009 Measure A, including MARA, new corridors, and local streets and roads	SB 821 for bicycle and pedestrian projects (TDA – Article 3)	STBG, formerly Surface Transportation Program
Western County TUMF regional arterial program and CETAP	STIP-RIP	CMAQ
	ATP MPO County share	Highway Infrastructure Program (HIP)
	SB 1 LPP Formula Share	Transportation Alternatives Program (TAP)[1]
		Pending new Infrastructure Investment & Jobs Act Programs

[1]TAP funds are combined with state/MPO ATP Call for Projects administered by CTC.

The high demand for reporting and monitoring the progress of projects is essential to prevent federal and state funds from lapsing. The Planning and Programming Department assists the Capital Project Development and Delivery Department, the Toll Department, and local agencies by participating in regular project delivery team meetings and preparing and submitting the request for authorization/allocation of federal and state funding for Commission-led projects. In addition, staff monitors allocation and award deadlines, expenditures, project closeouts, and inactive projects with federal and state funds to prevent loss of funding. Weekly team meetings facilitate communication between team members to centralize information which further ensures timely project advancement. Monthly meetings with Caltrans Local Assistance are also held to coordinate and address any issues with federal and state funding obligations. To streamline the monitoring and tracking of these funds, the Planning and Programming Department procured a

software developer to create a custom database solution. The new database system also includes two other modules that will help administer the Measure A local streets and roads and the LTF SB 821 bicycle and pedestrian programs.

Partnership development, public and private, is critical to the Commission's continued success in affecting positive transportation decisions to meet future demands. Commission staff works in close coordination with its partners to advocate for federal, state, and local funding to improve mobility, mitigate the impacts of goods movement, and streamline the programming and project delivery process.

Federal Funding

STBG, CMAQ, HIP, and TAP/ATP: The Commission is responsible for obligating STBG, CMAQ, and HIP funds to transportation projects in the County. The Commission's policy states that priority shall be given to the Western County Highway Delivery Plan-supporting projects for programming of STBG and CMAQ funds designated for the South Coast Air Basin. The Commission delegates the selection of projects for CMAQ funds apportioned to the Salton Sea Air Basin to CVAG.

Through SB 99 and Assembly Bill (AB) 101, the State developed the ATP, which consolidated federal and state funding that traditionally funded bicycle and pedestrian projects, including the federal TAP. The CTC administers the ATP, a program designed to encourage increased use of active modes of transportation such as biking and walking. The Planning and Programming Department has been involved with the development of the guidelines by participating in workshops and through the Regional Transportation Planning Agencies (RTPA) group to represent the County's best interest for each call for projects cycle.

State Funding

STIP-RIP: The Commission works on the development of the Regional Transportation Improvement Program, the required document for programming STIP-RIP funding, in addition to monitoring delivery of STIP-RIP projects to ensure the allocation and expenditure of projects by the respective deadlines.

Each county transportation commission throughout the State is responsible for programming RIP funds, which represents 75% of the total STIP funding available statewide for capital enhancement projects. The 75% funding level is then further distributed with 60% of the funds allocated to southern California and 40% to northern California. A population formula is then applied to determine county funding levels called "county shares." The Commission is responsible for ensuring that projects funded with RIP funds are administered and implemented consistent with CTC and Caltrans policies. It is the Commission's policy to set aside 2% off the top of new programming capacity for staff support to carry out STIP PPM activities. The remaining RIP funds are further distributed geographically among Western County, Coachella Valley, and Palo Verde Valley per the Commission's intra-county STIP formula. The Commission may also consider a call for projects for RIP discretionary funds when sufficient programming capacity is available.

The Commission is responsible for approving projects for RIP funds in Western County and coordinating with Caltrans on the selection of Interregional Improvement Program funds as part of the STIP approved by the CTC every two years. The Commission delegated the authority to nominate projects for RIP funds in the Coachella Valley to CVAG. A MOU between the city of Blythe, representing Palo Verde Valley, and the Commission allows the city to trade RIP funds for local streets and roads Measure A sales tax funds.

SB 1: The State Legislature and Governor approved SB 1 in April 2017. This transportation tax provides annual revenues for transportation purposes statewide, with a portion coming directly to Riverside County. The CTC is responsible for administering the majority of the SB 1 programs. Staff

works with the CTC, Caltrans, SCAG, and other RTPAs in the development of SB 1 program guidelines for each funding cycle. The Commission receives LPP formula funds over a three-year cycle. The Commission is eligible to submit project applications for the SB 1 Solutions for Congested Corridors Program (SCCP), Trade Corridor Enhancement Program (TCEP), and LPP competitive programs.

The CTC administers federal TAP funds under the State's ATP that was created by SB 99 and AB 101 to encourage increased use of active modes of transportation, such as biking and walking. Federal TAP funds are authorized each year by the passage of the state budget and are combined with other state funds, including those from SB 1, dedicated to active transportation investments.

SB 821: SB 821, also known as TDA Article 3, projects are funded by 2% of LTF revenues; the expenditures under this program are included in the LTF special revenue fund and reflected in the Public and Specialized Transit Department since the LTF activities relate primarily to transit funding. The Commission released a call for projects in February 2021 and awarded projects in June 2021. The Commission awarded additional projects after two FY 2021/22 LTF mid-year adjustments increased SB 821 revenues by $1,086,000. The next call for projects will be released in February 2023.

Local Funding

2009 Measure A Western County Regional Arterial Program: The Planning and Programming Department manages the 2009 Western County MARA program. The expenditures for these regional arterial capital projects are included in the Capital Project Development and Delivery Department budget. The Commission has programmed MARA funds on projects based on a multi-funding call for projects or separate requests. Commission staff collaborates with local agencies on such requests which are presented to the Commission for approval.

2009 Measure A Local Streets and Roads: In order to receive Measure A local streets and roads funding each year, the Commission requires the local jurisdictions to submit a five-year CIP based on Measure A revenue projections. Additionally, the local jurisdictions are required to submit a Maintenance of Effort (MOE) certification consistent with adopted MOE guidelines and participate in the MSHCP and in the local agency's respective TUMF program, as applicable. The Planning and Programming Department processes administrative amendments to CIPs for minor changes that do not affect the total programmed amount or are within budget levels. Significant changes require Commission approval.

Western County TUMF Regional Arterial Program and CETAP: WRCOG administers the Western County TUMF program and collects the fees from participating jurisdictions. WRCOG disburses to the Commission approximately 45.7% of the TUMF funds collected. The Commission further distributes these funds equally to the Commission's TUMF CETAP corridors and regional arterial programs. In September 2004, the Commission established a program and approved the programming of 23 regional arterial projects. Since then, the Commission has received and approved separate requests for funding. The expenditures for these regional arterial and CETAP capital projects are included in the Capital Project Development and Delivery Department budget. Planning and Programming staff monitors TUMF regional arterial and CETAP projects based on the agreements between local agencies and the Commission. In addition, Commission staff works with local agencies regarding amendments to agreements and any issues regarding project delivery. Staff coordinates future programming of additional TUMF regional arterial and CETAP projects with WRCOG and local jurisdiction staff.

Funding Pursuit

Having a local sales tax measure dedicated to transportation improvements gives Riverside County the ability to leverage Measure A funds in pursuit of competitive regional, state, and federal funding opportunities. The Planning and Programming Department, in collaboration with other departments, monitors competitive grant opportunities. Regional and local projects are identified that have the potential to meet each funding opportunity's criteria. An analysis is conducted to determine the feasibility of a grant application being successful, and a decision is made whether to pursue any given funding opportunity. In 2017, the Commission established a bench of four firms to assist in these pursuits. Most recently, in February 2022, the Commission partnered with the city of Riverside and Riverside Transit Agency (RTA) to request approximately $4.7 million in Caltrans administered Clean California Local Grant Program funding to enhance, beautify, and improve safety and access to the Commission owned Riverside Downtown and Riverside-Hunter Park/University California Riverside (UCR) Metrolink stations and RTA's future mobility hub. If awarded, spending will begin summer 2022.

Long Range Planning and Congestion Management

The Commission's involvement with long-range planning efforts includes the coordination and input into planning efforts throughout the County, southern California region, and statewide. These efforts involve participation in local, bi-county, and regional corridor plans and studies, including the continued development of the CETAP corridors.

- The passage of SB 1 created and funded the SCCP competitive grant program. SB 1 requires that SCCP funding be available for projects that make specific performance improvements and are part of a comprehensive multimodal corridor plan designed to reduce congestion in highly traveled corridors. In preparation of future SCCP pursuits, the Commission partnered with SBCTA, Caltrans District 8, and SCAG to develop the Inland Empire Comprehensive Multimodal Corridor Plan (IE CMCP), which the Commission adopted in October 2020. The IE CMCP goes beyond traditional freeway planning and identifies potential multimodal infrastructure opportunities within Western Riverside County and the valley-area of San Bernardino County. The Commission would like to work with CVAG to develop a multimodal corridor plan for the Coachella Valley.
- The Commission commenced its first Countywide Long Range Transportation Study (LRTS) in 2017, which was completed in December 2019. The LRTS provides a vision of Riverside County's future integrated transportation system and serves as a document to advocate for changes to transportation policy, legislation, and funding. It also includes a comprehensive review of projects, including highways, arterials, grade separations, transit, and active transportation improvements.
- The RTP is a 25-year transportation plan developed by SCAG in conjunction with county transportation commissions, sub-regional agencies, local agencies, transit operators, and other interested parties within the SCAG six-county region. The SCAG 2020 RTP, adopted in May 2020, incorporates SCS as required under SB 375. The SCS component establishes goals for projects, programs, and land-use designed to reduce GHG emissions. SCAG is initiating efforts on the 2024 RTP and Commission staff will participate in the SCAG working groups that guide the development of the 2024 RTP.
- Through funding from the FTA, the Commission is developing the Transit-Oriented Communities Strategic Plan to establish a regional vision of transit-oriented development (TOD) that will support local economic development, increase Metrolink ridership, and decrease auto trips which improves local and regional traffic congestion. The study will recommend strategies that incentivize TOD within a five-mile radius of the eight Metrolink stations along the Perris Valley Line. The Commission will collaborate with community members, private developers, and staff from the cities of Perris, Moreno Valley, Riverside, and Corona, the March Joint Powers

Authority, and the County of Riverside to develop the study. The plan will be a future resource for these agencies as they consider TOD opportunities in their jurisdictions.

- Statewide planning efforts involve participation in the development of the California Transportation Plan, freight/goods movement, interregional highways, and air quality plans, to name a few.

The Commission also serves as the CMA for the County and is responsible for developing and updating the Congestion Management Program (CMP). The CMP was developed to meet federal Congestion Management System requirements since state CMP is a voluntary program. The CMP's highways and regional arterials are regularly monitored to ensure that they are operating at acceptable levels (above Level of Service "F"). If a deficiency occurs along the CMP system, the Commission will review the cause of congestion and determine projects and programs that can alleviate the congestion along with potential funding.

Regional Issues - Freight

The Commission focuses on facilitating ongoing commitments as well as being responsive to various emerging regional and statewide issues relating to freight/goods movement that traverse the southern California region.

The Commission participates in the California Freight Advisory Committee (CFAC). CFAC is a chartered member advisory body representing public and private sector freight stakeholders, including representatives of ports, shippers, carriers, freight-related associations, the freight industry workforce, Caltrans, and RTPAs. CFAC meets quarterly at various locations across the state to participate in the development of the California Freight Mobility Plan and to advise the State on freight-related priorities, issues, projects, and funding needs.

The Commission also works with SCAG and partners from the Southern California Consensus Group (Ports of Long Beach and Los Angeles, Alameda Corridor Transportation Authority, Alameda Corridor East Construction Authority, SBCTA, OCTA, Los Angeles County Metropolitan Transportation Authority, Ventura County Transportation Commission, SCAG, and SCRRA) to identify goods movement priorities in the SCAG region.

In 2017, a Companion Study was completed for the 2012 Grade Separation Priority Update Study. The 2012 study was completed to update information regarding improving each of the remaining 46 at-grade crossings. The 2017 study identified 11 grade crossings considered as high priorities for the local jurisdictions for the next 10 years. The Commission continues to work closely with the local jurisdictions to develop funding strategies and provide funding assistance to support projects that are vital for economic growth and reduction of conflicts between rail and road traffic.

In May 2019, the Commission approved the Logistics Mitigation Fee Nexus Study. The study was started in 2017 to evaluate a logistics-related regional fee on new warehousing facilities as a result of a settlement agreement between the Commission, the County of Riverside, the city of Moreno Valley, and Highland Fairview in response to litigation involving the World Logistics Center. Highland Fairview is the developer of the World Logistics Center, which is planned to encompass more than 40 million square feet of large-scale logistics operations in the eastern portion of the city of Moreno Valley. A result of the study could be a new program that would, for example, set a fee on new distribution center warehouses to offset the cost of highway improvements caused by the growth in truck trips originating or ending in the County. The Commission may consider the implementation of such a program in a future year.

Other Agency Projects

The Commission entered into a MOU with the District for the Santa Ana River Trail Extension projects. The projects are a joint effort with several public and private agencies including the county of Orange and the United States Army Corps of Engineers.

Santa Ana River Trail Extension (P007201 & P007202)
Provide support to the District for the Santa Ana River Trail Extension projects under a cooperative planning and development agreement. The District is the lead agency for environmental compliance for NEPA and CEQA, and the Commission is responsible for project oversight and approval, final design, and construction. The District is responsible for 100% of costs.

FY 2022/23 Cost	$	1,710,000	Engineering
	$	295,000	Right of way
	$	365,800	Other project-related costs
Funding Impact	Costs will be funded by the District.		
Operating Budget Impact	N/A; operations are the responsibility of the District.		

Department Goals

PP1 – Build upon relationships with local, regional, state, and federal agencies to coordinate short- and long-range planning to ensure that transportation projects receive funding and approvals and are delivered timely. *(Policy Goals: Quality of Life, Operational Excellence, Responsible Partner)*

PP2 – Continue to seek a stronger role for county transportation commissions in state and regional transportation and air quality programs to direct funding for programs and projects that will improve air quality, mobility, and the economy in the County. *(Policy Goals: Quality of Life, Connecting the Economy)*

PP3 – Support local, regional, and state planning efforts in cooperation with SCAG, WRCOG, CVAG, Caltrans, and local agencies including, but not limited to, transportation and air quality modeling updates/upgrades, corridor or focused area studies, development of active transportation plans, or any planning related to the implementation of the RTP/SCS and state and federal planning regulations. *(Policy Goals: Quality of Life, Responsible Partner)*

PP4 – Maintain support of the SCAG regional FTIP and Caltrans project databases to allow for efficient monitoring of projects and funding obligations with the ability to share project information with local jurisdictions. *(Policy Goal: Operational Excellence)*

PP5 – Ensure maximum funding and flexibility for projects funded with STIP-RIP, SB 1, ATP, and federal funds. *(Policy Goal: Quality of Life)*

PP6 – Provide support to the Commission's Capital Project Development and Delivery, Toll Delivery, Multimodal, and Finance departments to maintain project funding and schedules and minimize programming-related delays. *(Policy Goals: Quality of Life, Operational Excellence)*

PP7 – Collaborate with local agencies in the development of Measure A CIPs, program funding guidelines, and grant applications for local, regional, state, and federal funding programs, including facilitating allocation and obligation processes required for project delivery. *(Policy Goals: Quality of Life, Operational Excellence)*

PP8 – Continue to work with state and federal agencies to streamline processes for funding and project approvals. *(Policy Goals: Quality of Life, Operational Excellence)*

ID	Planning and Programming Performance Measures and Results	FY 20/21 Estimated	FY 20/21 Actual	FY 21/22 Estimated	FY 22/23 Projected
PP1	RTP/FTIP amended projects	269	414	200	350
PP2	SB 821 projects awarded and monitored for extensions and reimbursements	20	27	35	35
PP3	RTP/SCS update projects reviewed	N/A	N/A	610	616
PP4	Biennial 2023 FTIP Project updates	N/A	N/A	380	N/A
PP1 PP5	STIP/TCEP/SB 1/ATP programming, allocations, amendments, and extensions for Commission and local agency projects	37	16	32	30
PP5 PP6 PP7 PP8	Federal projects monitored for obligation authority delivery	6	9	6	5
PP5 PP7	State and federal grants pursued	4	4	2	2
PP6	TUMF regional arterial and CETAP projects monitored for implementation/expenditures	3	3	2	4
PP6	TUMF agreements/amendments	2	0	1	0
PP6	Measure A projects monitored for implementation/expenditures	4	4	3	5
PP6	MARA agreements/amendments	3	3	3	2
PP7	Measure A local streets and roads CIP projects	276	209	250	250
PP7	Review and processing of Measure A CIP project amendments and extension requests	10	8	10	10

Rail

Mission Statement:

Rail develops and supports passenger rail transportation options for increased mobility within Riverside County and the region.

Chart 32 – Rail

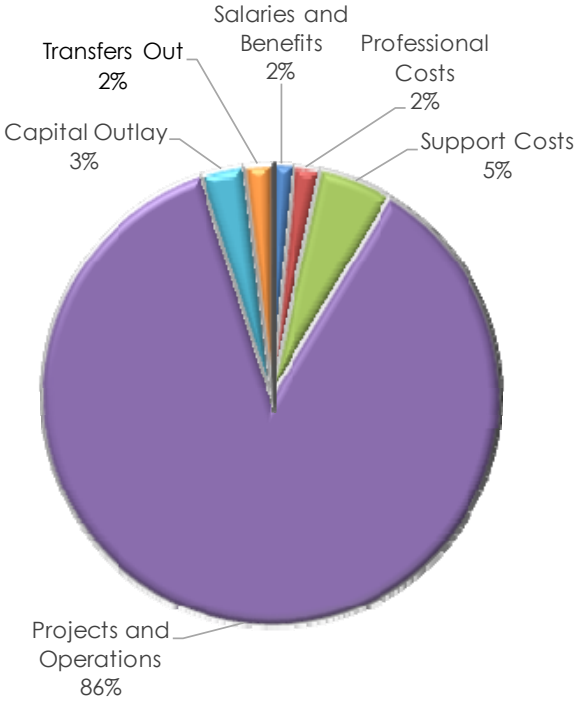

Expenditures

Rail expenditures of $54,879,400 include Metrolink operations and capital support as well as maintenance and operations of the nine Commission-owned and operated commuter rail stations (Table 47). Salaries and benefits reflect a 9% decrease due to the net change in FTE allocations, offset by an increase to the Commission's contribution to employee health benefits and a 4% pool for performance merit-based salary increases. Professional costs, which include legal and consultant services, decreased 52% due to refocusing department planning efforts. Support costs include station maintenance, media ads, printing services, and marketing incentives and decreased 22% primarily due to lower anticipated station maintenance needs. Projects and operations expenditures of $47,421,700 increased 43% due to the use of federal assistance CARES Act funding available in the prior year to fund Metrolink operations, rather than traditional operating subsidies. Program operations comprise rail state of good repair and a $43,100,000 operating contribution for SCRRA Metrolink operations including the PVL service. The Commission's commuter rail program intends to utilize existing mechanisms within Metrolink to assess and monitor operations and budget performance. Program operations relate primarily to station operations. The "next generation" rail feasibility study is included in special studies. Capital outlay of $1,680,000 reflects a 10% decrease and is due to a series of station-related improvement projects in the prior year. Transfers out of $1,023,400 relate to administrative costs to the General fund.

Table 47 – Rail Expenditure Detail

	FY 20/21 Actual	FY 21/22 Revised Budget	FY 21/22 Projected	FY 22/23 Budget	Dollar Change	Percent Change
Salaries and Benefits	$ 679,600	$ 930,300	$ 930,300	$ 844,600	$ (85,700)	-9%
Professional Costs						
Legal Services	58,000	205,000	159,400	215,000	10,000	5%
Audit Services	-	-	-	20,000	20,000	N/A
Professional Services - General	974,000	2,026,900	1,753,200	830,300	(1,196,600)	-59%
Total Professional Costs	1,032,000	2,231,900	1,912,600	1,065,300	(1,166,600)	-52%
Support Costs	2,287,800	3,630,400	2,414,600	2,844,400	(786,000)	-22%
Projects and Operations						
Program Operations	3,081,800	3,663,700	3,262,500	3,821,700	158,000	4%
Special Studies	41,200	400,000	100,000	500,000	100,000	25%
Operating and Capital Disbursements	10,733,500	29,150,000	20,050,000	43,100,000	13,950,000	48%
Total Projects and Operations	13,860,200	33,213,700	23,412,500	47,421,700	14,208,000	43%
Capital Outlay	167,900	1,867,700	1,307,100	1,680,000	(187,700)	-10%
Transfers Out	429,400	907,900	907,800	1,023,400	115,500	13%
TOTAL Rail Maintenance and Operations	$ 18,456,900	$ 42,781,900	$ 30,884,900	$ 54,879,400	$ 12,097,500	28%

Rail Staffing Summary

Position	FY 20/21	FY 21/22	FY 22/23
Capital Project Manager	0.00	0.10	0.00
Chief Financial Officer	0.03	0.04	0.00
Community Engagement Manager	0.00	0.00	0.01
Deputy Director of Financial Administration	0.18	0.15	0.05
Deputy Executive Director	0.01	0.01	0.01
External Affairs Director	0.00	0.00	0.01
Facilities Administrator	0.89	0.73	0.67
IT Administrator	0.00	0.04	0.02
Legislative Affairs Manager	0.00	0.00	0.01
Management Analyst	0.00	1.00	0.83
Multimodal Services Director	0.33	0.30	0.35
Procurement Analyst	0.00	0.25	0.27
Procurement Manager	0.19	0.22	0.17
Project Delivery Director	0.04	0.05	0.20
Public Affairs Manager	0.05	0.06	0.06
Rail Manager	1.00	1.00	1.00
Senior Administrative Assistant	0.02	0.02	0.00
Senior Management Analyst	1.64	0.15	0.05
Senior Procurement Analyst	0.01	0.25	0.27
FTE	4.39	4.37	3.98

Department Overview—Rail Operations

The Rail Department directs efforts in the areas of regional commuter rail, intercity passenger rail, high speed rail, and capital improvements to support enhanced passenger and freight rail service. The entire program includes elements of planning, programming, commuter and intercity rail development and support, station and corridor management, mitigation of community and environmental impacts, legislative and regulatory advocacy, and construction of capital projects. Other Commission departments, legal counsel, and consultants manage or support many of these elements. Departmental efforts contributing to the rail program are found throughout the budget document.

Coordination and consultation also occur with a variety of public and private entities including the California State Transportation Agency (CalSTA), CTC, Caltrans, California Public Utilities Commission, California High Speed Rail Authority (CHSRA), Federal Railroad Administration (FRA), FTA, Amtrak, environmental agencies, UCR, transit providers, SCAG, WRCOG, CVAG, San Diego

Association of Governments, Los Angeles-San Diego-San Luis Obispo (LOSSAN) joint powers authority, local governments, private freight railroads, businesses, and property owners.

The Commission participates in the ongoing funding and governance of Metrolink through SCRRA, a joint powers authority consisting of the county transportation commissions of Riverside, San Bernardino, Orange, Los Angeles, and Ventura counties. The Commission holds two voting positions on SCRRA's eleven-member board. The role of chair rotates between the member agencies every two years. Commission staff serves on the five-county Member Agency Advisory Committee (MAAC) that negotiates service and funding levels, based upon each county's established priorities. The MAAC provides policy and technical guidance, coordination between various SCRRA and member agency departments, and linkages to local communities.

Of the seven commuter rail lines operated by Metrolink, three routes consisting of the Riverside, Inland Empire-Orange County, and 91/PVL directly serve Western County. Unlike the other SCRRA member agencies, the Commission owns and operates the commuter rail stations serving the County: Riverside Downtown, Jurupa Valley – Pedley, Riverside – La Sierra, Corona – West, Corona – North Main, Riverside – Hunter Park/UCR, Moreno Valley – March Field, Perris – Downtown, and Perris – South (Chart 33).

The Riverside Downtown Operations Control Center (RDOCC), located at the west end of the Riverside Downtown station, provides monitoring of closed-circuit televisions (CCTV) at the stations as well as facilities for train crews. Layover track facilities are located at the Riverside Downtown and Perris – South stations; however, SCRRA maintains the layover facilities. Station operation and maintenance costs are included in the Rail Department budget with services currently coordinated by the Capital Projects Development and Delivery Department through the Facilities Administrator. New and ongoing construction projects at these stations are described in the Capital Project Development and Delivery Department.

Chart 33 – Riverside County Metrolink Station Locations

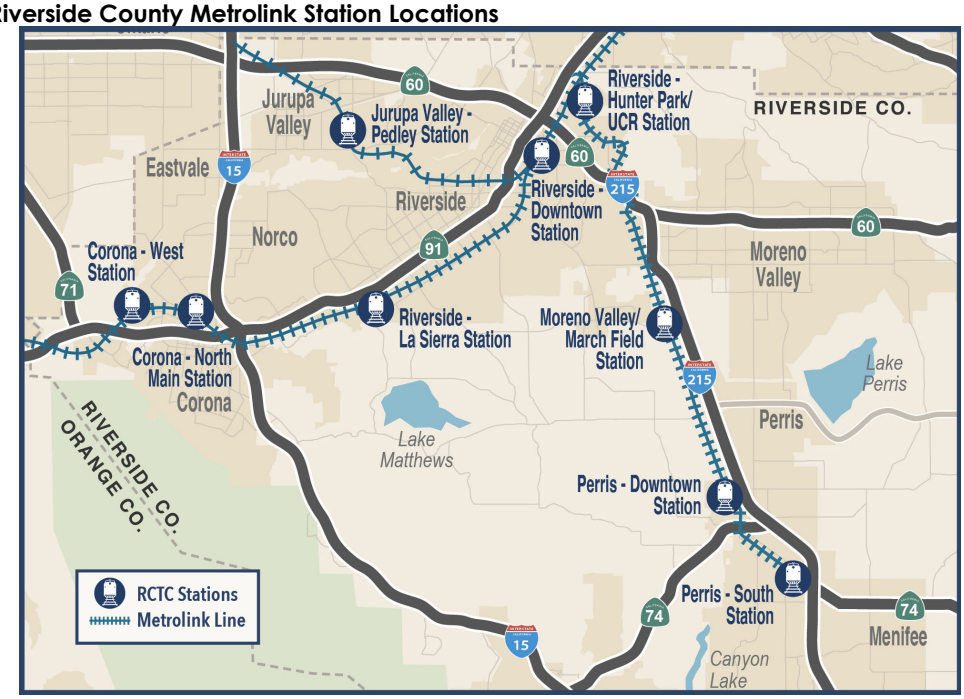

A general description of each of the Commission-owned rail station facilities is presented in Chart 34.

Chart 34 – Commission-Owned Rail Station Facilities

Location	In Service Date	Size	Transit Services	Primary Features
Riverside Downtown (P244001) 4066 Vine Street, Riverside	June 1993	26.5 acres	Rail: 91/PVL IEOC Line Riverside Line Amtrak Bus: RTA OmniTrans SunLine Amtrak MegaBus	2 platforms with 4 boarding tracks 4 parking lots (1,240 spaces) Enclosed pedestrian bridge, elevators, stairwells
Jurupa Valley-Pedley (P244002) 6001 Pedley Road, Jurupa Valley	June 1993	4.5 acres	Rail: Riverside Line Bus: RTA	Platform with boarding track Parking lot (288 spaces)
Riverside-La Sierra (P244003) 10901 Indiana Avenue, Riverside	October 1995	24.69 acres	Rail: 91/PVL IEOC Line Bus: RTA	Platform with 2 boarding tracks Parking lot (1,065 spaces) Enclosed pedestrian bridge, elevators, stairwells
Corona-West (P244004) 155 South Auto Center Drive, Corona	October 1995	5.49 acres	Rail: 91/PVL IEOC Line Bus: RTA	Platform with 2 boarding tracks Parking lot (564 spaces) Enclosed pedestrian bridge, elevators, stairwells
Corona-North Main (P244006) 250 East Blaine Street, Corona	November 2002	6.72 acres	Rail: 91/PVL IEOC Line Bus: RTA Corona Cruiser	Platform with 2 boarding tracks Parking lot (579 spaces) Parking structure (1,000 spaces) Enclosed pedestrian bridge, elevators, stairwells
Perris-Downtown (P244010) 121 South C Street, Perris	June 2016 (bus transit center opened 2010)	5.5 acres	Rail: 91/PVL Bus: RTA	Platform with boarding track Parking lot (444 spaces)
Riverside-Hunter Park/UCR (P244020) 1101 Marlborough Avenue, Riverside	June 2016	9.35 acres	Rail: 91/PVL Bus: RTA	Platform with boarding track Parking lot (528 spaces)
Moreno Valley/March Field (P244021) 14160 Meridian Parkway, Riverside	June 2016	14.47 acres	Rail: 91/PVL Bus: RTA Amtrak	Platform with boarding track Parking lot (476 spaces) Stairwell
Perris-South (P244022) 1304 Case Road, Perris	June 2016	40.57 acres	Rail: 91/PVL Bus: RTA Amtrak	Platform with boarding track Parking lot (907 spaces)
RDOCC (P244024) 4344 Vine Street, Riverside	April 2016	3,000 square feet	N/A	CCTV operations center Offices and meeting rooms

Station maintenance includes property management, utilities, grounds maintenance, repairs, cleaning, and security services at the Commission-owned rail stations, including the RDOCC. LTF allocations are generally used for Metrolink operating contributions and 2009 Measure A Western County rail funds are used for station maintenance. Table 48 summarizes the rail station maintenance costs.

Table 48 - Rail Station Maintenance Summary

	FY 20/21 Actual	FY 21/22 Budget	FY 21/22 Projected	FY 22/23 Budget
Equipment maintenance and repairs	$ 497,886	$ 636,800	$ 261,300	$ 395,700
Grounds maintenance and repairs	906,931	1,604,400	1,125,900	1,202,100
Utilities and support	398,459	603,000	558,200	529,600
Property management and operations	1,912,276	1,116,700	621,400	1,026,200
Security	2,439,055	3,042,300	2,982,000	3,191,100
Improvements	129,105	237,000	107,100	180,000
Total expenditures	$ 6,283,712	$ 7,240,200	$ 5,655,900	$ 6,524,700

In addition to Metrolink, the Commission participates in the governance of LOSSAN, a 351-mile network through a six-county coastal region in southern California that is the second busiest intercity passenger rail corridor in the United States (Chart 35).

Chart 35 – Southern California Passenger Rail System Map

LOSSAN is a joint powers authority originally formed in 1989 to increase ridership, revenue, capacity, reliability, coordination, and safety on the coastal rail line between San Diego, Los Angeles, and San Luis Obispo. The Commission is the newest voting member of the 11-member Board of Directors composed of elected officials representing rail owners, operators, and planning agencies along the rail corridor. The Commission is involved to promote travel options and connections for County residents and to be engaged in decisions impacting the rail track rights

the Commission purchased for commuter rail service. Commission staff also participates in the Technical Advisory Committee that provides technical assistance, service planning, and coordination between various agencies to improve customer service.

Department Goals—Rail Operations

RO1 – Improve utilization and increase efficiency of commuter rail lines serving the County. *(Policy Goals: Quality of Life, Responsible Partner)*

RO2 – Maximize opportunities for public use of rail-related investment. *(Policy Goals: Quality of Life, Responsible Partner)*

RO3 – Implement energy efficient systems and generate revenue to offset maintenance costs of rail properties. *(Policy Goals: Quality of Life, Operational Excellence)*

Department Overview – Rail Development

In order to expand passenger rail options throughout the County, the Commission conducts feasibility and planning studies to assess the viability of commuter rail expansion. The Commission engaged a consultant to perform a "next generation" rail feasibility study based on findings from the RCTC Strategic Assessment completed in January 2016. The study continues to develop and provide meaningful ridership and cost data that will help make future decisions on how to proceed with rail transit expansions in the County. Other planning efforts include a Rail Strategic Plan that will be completed in FY 2021/22 which will help prioritize capital projects, and a Transit Oriented Communities Strategic Plan that will engage community members, private developers, and the cities along the 91/PVL to create strategies that will promote TOD within a five-mile radius of the eight 91/PVL Metrolink stations.

San Jacinto Branch Line (SJBL)

The Commission holds title to and manages the 38-mile SJBL (Chart 36) and several adjacent properties, preserved for future passenger rail service. BNSF Railway (BNSF) holds the freight rights in the corridor, providing service to local shippers, and performs maintenance on the line.

Chart 36 – San Jacinto Branch Line

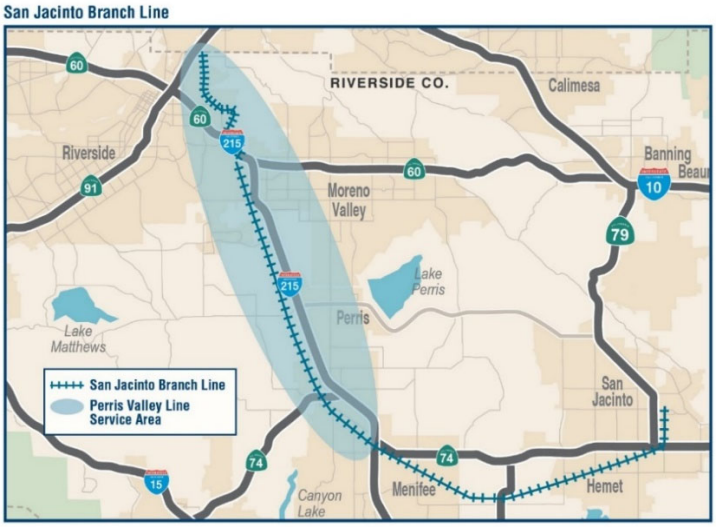

Perris Valley Line Project

The Commission completed the PVL in September 2016, and operations commenced in June 2016. The construction project was a 24-mile extension of the 512-mile Metrolink commuter rail system. It extended the existing Metrolink 91 Line, which provides service between Riverside and Downtown Los Angeles via Fullerton. There are timed connections to the other routes out of the Riverside Downtown station. The project included the construction of four passenger stations at Riverside – Hunter Park/UCR, Moreno Valley – March Field, Perris – Downtown, and Perris – South; construction of a park-and-ride lot at each of the four new stations, totaling approximately 2,250 parking spaces; and a layover facility at Perris – South for vehicle storage and servicing. The hours of operation are from 4:30 a.m. to 8:00 p.m. on weekdays. In October 2019, a fourth daily roundtrip to Los Angeles and regular weekend service was added.

Coachella Valley–San Gorgonio Pass Corridor Rail Service

In recent years the Commission also focused attention on the creation of intercity passenger rail service between the Coachella Valley, the Pass Area, Riverside, and the Los Angeles basin through advocacy efforts with state, federal, and local government entities and negotiation with the freight railroads. The Commission ensured the corridor was prominently featured in the updated 2013 California State Rail Plan. In May 2013, the Caltrans Division of Rail completed the first phase of a planning study and initial alternatives analysis for the rail corridor. This planning study was very supportive of the potential for a viable service, and future studies can expand on this by determining ridership demand and better cost estimates. Caltrans also included an updated project description and analysis of the Coachella Valley-San Gorgonio Pass corridor rail service in the latest state rail plan, approved by CalSTA on September 5, 2013. The 2018 California State Rail Plan update includes the Coachella Valley-San Gorgonio Pass corridor rail service as an integral part of future growth.

Since its inclusion of the project into the State Rail Plan, the Commission has led the planning elements required of the project in order to secure additional funding and project approvals at various state and federal levels. The Commission established a MOU with CVAG for its cooperation in the planning as well as funding through a new TDA bus/rail split for the Coachella Valley. This agreement also included the application of Proposition 1B funds toward the initial Phase I analysis that included public outreach, development of the project Purpose and Need Statement, and development of the Preliminary Alternatives Analysis Report. As part of this effort, the Commission secured a letter of agreement with Caltrans for its cooperation and modeling support. The Commission completed the Phase I planning efforts, including the Alternatives Analysis, and the FRA approved the Phase I work.

In the July 2010 Federal Register notice on High-Speed Intercity Passenger Rail (HSIPR) program, it clearly outlines the planning process needed to be eligible for HSIPR funds. This process identifies the need for a Service Development Plan (SDP) with the following requirements:

- Clearly demonstrate the purpose and need;
- Analyze alternatives for the proposed passenger rail service;
- Identify the alternative that best meets the purpose and need;
- Identify the discrete capital projects required; and
- Demonstrate the operational and financial feasibility.

To continue the development of this project, the Commission partnered with Caltrans and successfully applied for and was awarded a $2,900,000 FRA grant to complete the corridor study's SDP. This was the only rail corridor in the country awarded these planning grant funds. Staff worked through the multiple agreements needed in order to utilize this funding in coordination with the FRA and Caltrans. In order to expedite project development, a highly qualified consultant is preparing the SDP and leading the environmental process needed for the NEPA documentation. This project is ongoing and incorporated in the FY 2022/23 budget. Staff is currently seeking funding to continue the project development and initiate the Tier 2 Project-Level Environmental effort.

As the result of the many studies performed to date by both CVAG and the Commission, it was determined that using state-supported intercity trains presents the best alternative for developing service along the corridor. The 141-mile trip between Los Angeles and the Coachella Valley would cross four counties (Chart 37). Stops and station locations are yet to be determined. Due to the trip length and time of approximately three hours, Amtrak-style service with larger seats and food service would be more appealing to the riders. In addition, the service would operate over Union Pacific and BNSF tracks, and, in general, Amtrak has a greater ability to initiate service over freight railroads based on a national agreement. The initial service plan anticipates two daily round trips along the corridor. The approved Alternative Analysis recommended a preferred alignment.

Chart 37 – Coachella Valley-San Gorgonio Pass Corridor Rail Service – Proposed Alternative

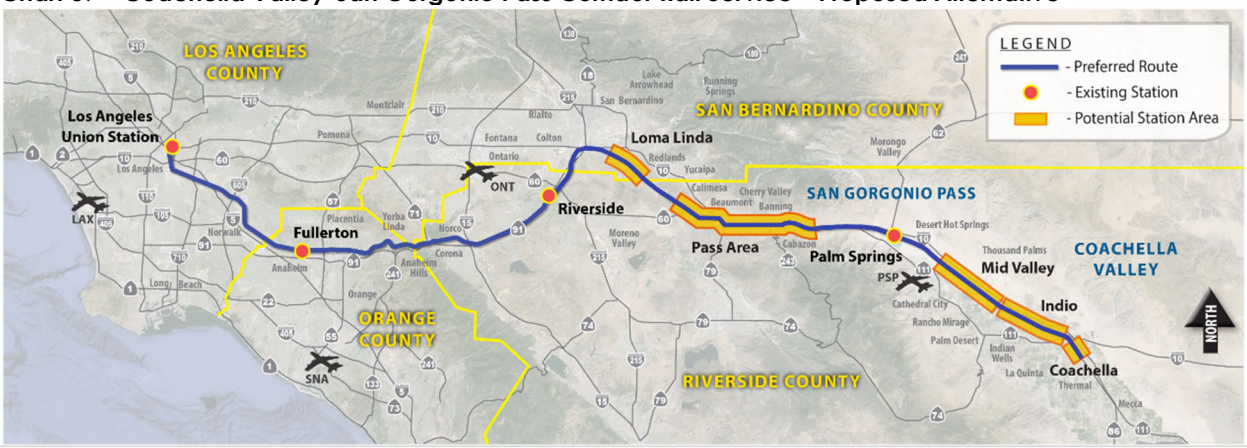

High Speed Rail

The Commission continues to play a proactive role in the development of a statewide, high speed passenger rail system, including routing of the backbone corridor through the Inland Empire with possible stations in the Riverside/Corona and Murrieta/Temecula areas. With the passage of Proposition 1A in November 2008, there is a proposed funding mechanism to move the state high speed rail project forward. The CHSRA began work on a project level environmental assessment and corridor alignment study for the section between Los Angeles and San Diego via the Inland Empire. The Commission directed the review to include an alignment alternative along I-15 for analysis. The Commission entered into a MOU to be supportive in the development of this high-speed rail project and participates in the Southern California Inland Corridor Group meetings. The Commission actively contributed to the development of the supplemental Alternatives Analysis efforts. Work on this effort has slowed down with the release of the latest business plan that extends the development of this Phase II section from Los Angeles to San Diego via the Inland Empire to beyond 2030. The Commission signed a MOU along with the other southern California transportation entities and SCAG to commit $1 billion in unallocated Proposition 1A funds for early investment to be spent locally for rail transportation improvement projects. With recent developments related to the State's high speed rail project, staff will continue to monitor progress and look for opportunities to benefit the regional rail network.

Department Goals–Rail Development

RD1 – Identify and plan for capital improvements necessary to increase the scope, appeal, and reliability of commuter rail operations. *(Policy Goals: Quality of Life, Operational Excellence, Responsible Partner)*

RD2 – Maintain efforts with local agencies, other southern California counties, and the state and federal governments to expand intercity passenger rail service into the County and the Coachella Valley. *(Policy Goals: Quality of Life, Responsible Partner)*

RD3 – Continue to monitor the state efforts in the creation of a high-speed passenger rail system along an Inland Empire alignment through coordination with state and local agencies. In addition, continue to identify and advocate for high-speed rail funding to be spent on beneficial local rail projects in the County. *(Policy Goals: Quality of Life, Responsible Partner)*

ID	Rail Performance Measures and Results	FY 20/21 Estimated	FY 20/21 Actual	FY 21/22 Estimated	FY 22/23 Projected
RO1	Weekday trains in Riverside County	31	31	31	31
RD1	Marketing/outreach meetings	41	41	46	46
RD1	Strategic plans and studies	3	3	3	3
RD2	Monitoring of discretionary grant opportunities	3	4	3	4

Public and Specialized Transit

Mission Statement:

Public and Specialized Transit coordinates the operation of all public transit services within the County. The Commission provides financial oversight and compliance monitoring, as well as evaluates program efficiency and effectiveness between transit operators in achieving regional goals to reduce congestion and improve air quality and mobility options for all users. Public and Specialized Transit also maintains and improves, as resources allow, mobility options to meet travel needs of seniors, persons with disabilities, and persons of limited means to enhance quality of life through innovative solutions and better coordination of existing services.

Chart 38 – Public and Specialized Transit

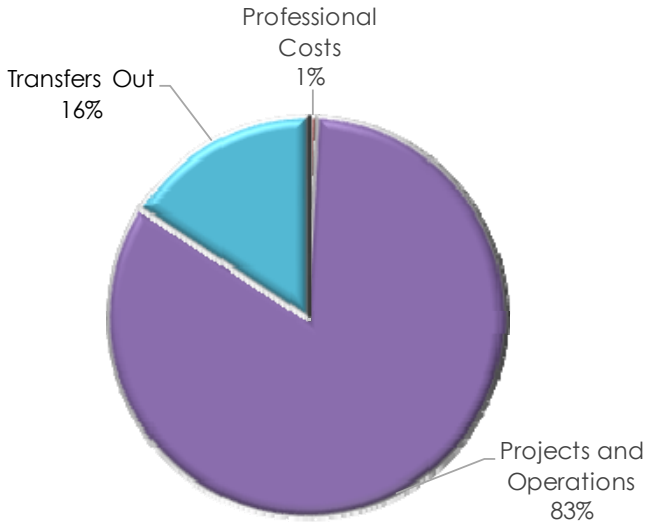

Expenditures

Public and specialized transit uses are budgeted at $198,802,200 for FY 2022/23, as presented in Table 49, and consist primarily of capital projects and operations costs as well as transfers out to Commission funds for administration, planning, and rail purposes. The 8% increase in salaries and benefits reflects the change in FTE allocations, an increase to the Commission's contribution to employee health benefits, and a 4% pool for performance merit-based salary increases. Professional services decreased $229,800 or 19% due completion of a pilot project alternative analysis and completion of remaining triennial performance audit activities in the prior year. Support costs are comparable to the prior year and include various membership dues and staff-related travel costs. Special studies increased 85% due to the addition of the Next Generation Rail Study.

Operating and capital disbursements increased 33% as a result of the use of federal stimulus funds available in the prior year to help respond to COVID-19 impacts rather than traditional operating subsidies to public transit operators.

LTF disbursements consist of transit operating and capital allocations to public transit operators of $102,053,000; bicycle and pedestrian facilities allocations to cities and the County of $1,600,000;

and planning and administration allocations to other agencies of $987,000. STA and SGR disbursements of $41,373,400 are primarily for bus capital purposes in Western County, Coachella Valley, and Palo Verde Valley. The STA and SGR transit allocations reflect the use of $14,064,300, and $408,700 in fund balances, respectively.

Measure A disbursements include $2,950,000 for Western County specialized transit funding of the second year of the 2022-2024 Call for Projects. The majority of other Measure A disbursements relates to other Measure A public transit programs:

- $1,800,000 for Western County Consolidated Transportation Service Agency allocations;
- $3,500,000 for Western County intercity bus services; and
- $10,900,000 for Coachella Valley public and specialized transit.

The Commission disburses Measure A public transit allocations monthly to RTA and SunLine, the major transit providers in the Western County and Coachella Valley, respectively.

LTF, STA, and SGR transfers out comprise:

- $24,950,000 for rail operations;
- $3,900,000 for planning;
- $771,100 for administration; and
- $441,200 for Coachella Valley rail operations and capital.

Transfers out of $1,422,000 relate to administrative costs to the General fund.

Table 49 – Public and Specialized Transit Expenditure Detail

	FY 20/21 Actual	FY 21/22 Revised Budget	FY 21/22 Projected	FY 22/23 Budget	Dollar Change	Percent Change
Salaries and Benefits	$ 494,100	$ 547,700	$ 471,900	$ 593,000	$ 45,300	8%
Professional Costs						
Legal Services	14,200	15,000	11,100	10,500	(4,500)	-30%
Financial Advisory	16,400	17,000	16,500	18,000	1,000	6%
Professional Services - General	224,500	1,147,700	210,100	921,400	(226,300)	-20%
Total Professional Costs	255,100	1,179,700	237,700	949,900	(229,800)	-19%
Support Costs	69,600	115,600	93,500	111,600	(4,000)	-3%
Projects and Operations						
Special Studies	-	271,000	-	500,000	229,000	85%
Operating and Capital Disbursements	39,668,100	124,260,400	91,674,700	165,163,400	40,903,000	33%
Total Projects and Operations	39,668,100	124,531,400	91,674,700	165,663,400	41,132,000	33%
Transfers Out	17,075,900	20,499,400	17,401,100	31,484,300	10,984,900	54%
TOTAL Public and Specialized Transit	$ 57,562,800	$ 146,873,800	$ 109,878,900	$ 198,802,200	$ 51,928,400	35%

Public and Specialized Transit Staffing Summary

Position	FY 20/21	FY 21/22	FY 22/23
Accountant	0.01	0.03	0.04
Capital Project Manager	0.00	0.00	0.05
Chief Financial Officer	0.08	0.07	0.03
Community Engagement Manager	0.00	0.00	0.01
Deputy Director of Financial Administration	0.00	0.02	0.00
Deputy Executive Director	0.08	0.05	0.08
External Affairs Director	0.00	0.00	0.02
Financial Administration Manager	0.00	0.00	0.01
Legislative Affairs Manager	0.00	0.00	0.02
Management Analyst	0.00	0.00	0.15
Multimodal Services Director	0.47	0.45	0.35
Procurement Analyst	0.00	0.08	0.07
Procurement Manager	0.01	0.00	0.00
Senior Administrative Assistant	0.00	0.00	0.01
Senior Management Analyst	1.10	1.00	1.05
Senior Procurement Analyst	0.00	0.02	0.02
Transit Manager	1.00	1.00	1.00
FTE	2.75	2.72	2.91

Department Overview

The Commission has public transit operator oversight and fiduciary responsibilities and ensures that annual fiscal audits and a state triennial performance audit are conducted in accordance with TDA regulations. The Commission also reviews public transit operator activities on an annual basis and recommends potential productivity improvements to make services more cost effective and efficient. In addition, the Commission ensures that specialized transit allocations are expended in accordance with funding agreements and engages audit firms to perform certain agreed-upon procedures for the Measure A specialized transit funding recipients.

The Commission also develops and engages the Citizens and Specialized Transit Advisory Committee (CSTAC) as an advisory body that more effectively distributes and promotes public and specialized transit information to various stakeholders.

Public Transit

The Public and Specialized Transit Department is responsible for approving SRTPs and programming federal, state, and local funds within the County for eight public transit operators consisting of:

- The cities of Banning, Beaumont, Corona, and Riverside;
- Commission's Commuter Rail and Commuter Assistance Vanpool Programs;
- Palo Verde Valley Transit Authority;
- RTA; and
- SunLine.

The Public and Specialized Transit Department coordinates the annual development, review, and approval of the operator SRTPs as well as allocates transit funding resources to public transit programs. The Commission oversees and allocates the following funding resources: Measure A, LTF, STA, SGR, FTA, and LCTOP funds for public transit. Commission staff works closely with each transit operator to ensure that funds are properly programmed and included in the SRTP for inclusion into the FTIP and/or other major planning documents as necessary for allocation or obligation of funds.

With the passage of SB 1, STA revenues were stabilized and SGR was created to provide support for operating and capital rehabilitation projects. The Public and Specialized Transit Department coordinates with transit operators for the preparation and submission of transit projects to Caltrans for award of LCTOP funds under the California Air Resources Board's Cap and Trade Program. The LCTOP program provides funding for operating and capital transit projects that reduce GHG emissions and improve mobility with a priority of serving disadvantaged communities. The State Controller's Office annually appropriates the LCTOP funds. Riverside County's share has supported projects such as station upgrades at the Commission's PVL stations to encourage active transportation and energy efficiency; free transit ride campaigns; and expansion of SunLine's Hydrogen fueling operations. Funds may also be used to increase service frequency on selected rail and bus lines that operate in disadvantaged communities. The County's share of the annual allocations has fluctuated based on state appropriations.

Specialized Transit

The 2009 Measure A Western County specialized transit program provides a valuable service to the community by serving the needs of residents, mainly seniors and persons with disabilities, whose transportation needs are not met by traditional services. Social service and nonprofit agencies typically administer specialized transit operations. The Commission awards 2009 Measure A Western County funds for specialized transit through a competitive call for projects. The 2022 Call for Projects provided funding for 16 operators over a three-year term through June 30, 2024.

Department Goals

PST1 – Provide timely information to the public regarding Commission-implemented transit projects and support public relations activities of Measure A-funded transit programs by grant recipients. *(Policy Goals: Operating Excellence, Responsible Partner)*

PST2 – Allocate Measure A specialized transit and federal funds to support services that will maintain and/or enhance mobility by alleviating transportation barriers for seniors, persons with disabilities, and the truly needy. *(Policy Goals: Quality of Life, Operational Excellence, Responsible Partner)*

PST3 – Coordinate the operation of all public transportation services within the County with a goal toward promoting program efficiency and harmony between transit operators as outlined in state law. *(Policy Goals: Quality of Life, Operational Excellence, Connecting the Economy, Responsible Partner)*

PST4 – Continue to provide staff resources to assist and support the coordination of transit services within the County and throughout the State. *(Policy Goals: Quality of Life, Operational Excellence, Connecting the Economy, Responsible Partner)*

ID	Public and Specialized Transit Performance Measures and Results	FY 20/21 Estimated	FY 20/21 Actual	FY 21/22 Estimated	FY 22/23 Projected
PST1	Specialized Transit brochures distributed	N/A	N/A	5,000	1,000
PST2	Specialized Transit grants awarded/monitored	18	18	16	16
PST2	Specialized Transit site visits	9	9	16	16
PST3	Transit operator quarterly coordination meetings	8	14	16	16
PST3	SRTPs submitted by operators and reviewed	9	8	9	8
PST3	SRTP amendments	10	12	8	10
PST4	Social service/partnering agencies monitored in database	430	430	430	593
PST4	Workshops and meetings attended with regional partners (i.e. Board meetings, CSTAC, SCAG working groups, workshops)	25	27	25	25

Commuter Assistance

Mission Statement:

Commuter Assistance helps constituents discover their best commute through meaningful employer and community engagement, rideshare incentives, and advancing technology in order to reduce drive alone trips, regional congestion and vehicle emissions.

Chart 39 – Commuter Assistance

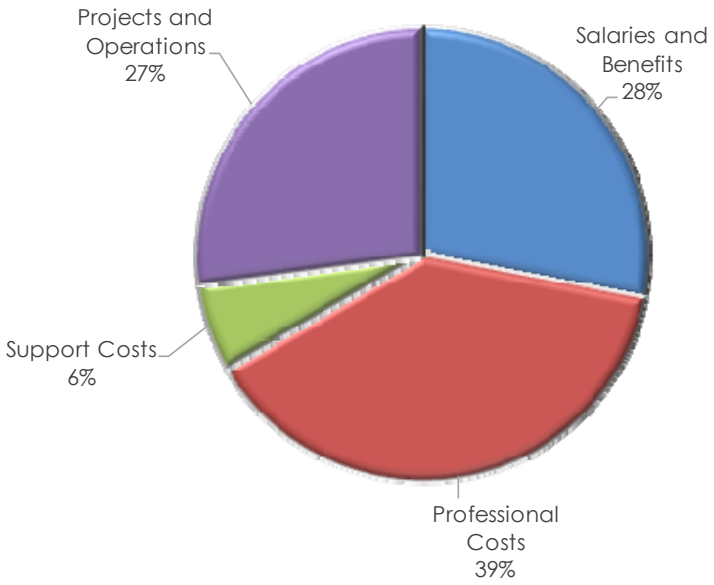

Expenditures

Commuter Assistance expenditures total $4,645,100, which represents a 3% decrease from last year's budget (Table 50) due to an adjusted buspool and vanpool projections and restructuring of rideshare/vanpool platforms. Salaries and benefits of $269,200 reflect a 16% decrease due to the net change in FTE allocations, offset by an increase to the Commission's contribution to employee health benefits and a 4% pool for performance merit-based salary increases. Professional costs of $369,700 decreased 27% over the prior year due to reduced hosting and support costs for the new regional rideshare/vanpool system platform. Support costs of $59,900 is comparable to the previous fiscal year.

Projects and operations expenditures of $3,686,600 consist of:

- Regional transportation consultant services totaling $2,646,000 to manage and implement a rideshare and vanpool program for Riverside and San Bernardino counties;
- Vanpool subsidies and commuter incentives valued at $905,600; and
- Park and ride lease payments of $135,000.

Reimbursements from SBCTA for rideshare services provided by the Commission are included in local revenues to offset a portion of these expenditures. Transfers out include $259,700 for administrative costs to the General fund.

Table 50 – Commuter Assistance Uses Detail

	FY 20/21 Actual	FY 21/22 Revised Budget	FY 21/22 Projected	FY 22/23 Budget	Dollar Change	Percent Change
Salaries and Benefits	$ 324,600	$ 319,400	$ 260,100	$ 269,200	$ (50,200)	-16%
Professional Costs						
Legal Services	28,000	39,000	16,500	34,500	(4,500)	-12%
Audit Services	-	20,000	-	20,000	-	0%
Financial Advisory	8,200	8,300	8,300	8,300	-	0%
Professional Services - General	219,700	441,900	332,900	306,900	(135,000)	-31%
Total Professional Costs	255,900	509,200	357,700	369,700	(139,500)	-27%
Support Costs	2,300	57,900	30,200	59,900	2,000	3%
Projects and Operations						
Program Operations	2,301,000	3,600,600	2,898,800	3,686,600	86,000	2%
Transfers Out	188,000	296,600	241,600	259,700	(36,900)	-12%
TOTAL Commuter Assistance	$ 3,071,800	$ 4,783,700	$ 3,788,400	$ 4,645,100	$ (138,600)	-3%

Commuter Assistance Staffing Summary

Position	FY 20/21	FY 21/22	FY 22/23
Chief Financial Officer	0.01	0.01	0.00
Commuter and Motorist Assistance Manager	0.83	0.69	0.67
Deputy Director of Financial Administration	0.00	0.05	0.00
Deputy Executive Director	0.03	0.02	0.03
External Affairs Director	0.06	0.12	0.02
IT Administrator	0.00	0.02	0.00
Legislative Affairs Manager	0.00	0.00	0.02
Management Analyst	0.00	0.00	0.30
Project Delivery Director	0.15	0.00	0.00
Public Affairs Manager	0.00	0.02	0.00
Senior Administrative Assistant	0.26	0.20	0.22
Senior Management Analyst	0.39	0.54	0.03
FTE	1.73	1.67	1.29

Department Overview

While much of the Commission's work focuses on enhancing transportation infrastructure, there is significant value in ensuring that the transportation systems are used efficiently. To foster a more efficient use of infrastructure investments and transit networks, the Commission's Commuter Assistance Program seeks to increase the awareness, consideration, and adoption of telework and alternative modes of transportation such as riding a bus or train, carpooling, vanpooling, walking, and bicycling. As well, increase the participation of active self-tracking of ridesharing activities motivated by awareness of choice options/benefits and incentivization.

This transportation demand management strategy, implemented under the "IE Commuter" umbrella in partnership with SBCTA, provides services and incentives to Riverside and San Bernardino county employers and commuters in an effort to shift behavior away from single-occupant vehicle (SOV) commuting via the following methods:

- Leverage regional campaigns, local outreach, employer health fair and rideshare events, and owned media (web/social) to increase the awareness for transportation alternatives;
- Partner with and serve as a resource to employers to implement TDM education, programs, services, and incentives to increase consideration and adoption of telework and transportation alternatives at worksites throughout the region;
- Refine worksite outreach methods and relationships with high-touch communications, IE Commuter materials and customized Ridership Analysis Mobility Plans based on employer size, optimal rideshare modes and other worksites-specific information;
- Provide both online access (IECommuter.org), with online chat, and personal phone support (866-RIDESHARE) to custom commute information and ridematching services;

- Incentivize commuters for beginning and/or maintaining an alternative commute mode(s) to SOV travel;
- Diversify marketing messaging, timing and approach to accommodate post-pandemic hybrid worksite schedules and broader commuter options;
- Strengthen collaboration with the South Coast Air Quality Management District to leverage opportunities for employer transportation education and participation in vehicles miles traveled (VMT) reduction programs;
- Leverage technology to deliver easy-to-use online resources and tools to efficiently engage, educate and serve employer partners, their employees, and other commuters; and
- Continue to position IE Commuter as the trusted resource for commuter and employer transportation solutions in the region.

The Commission implemented the Commuter Assistance Program in Western County as a specific requirement under Measure A to address congestion mitigation. In addition to improving mobility overall, this TDM strategy helps to improve the quality of life on the commuter front, helps to lower costs and increase productivity on the employer front, and has a positive impact on the environment.

The next couple of years will mark a transitionary period for the Commuter Assistance Program. The Commission will focus on positioning the program for the future and being more visible, more regional, and more innovative to enhance the experience and participation of commuters, communities, and employer partners.

- ***Regionalize TDM Database and Platform:*** In partnership with regional county transportation partners, the Commission will transition from a locally provisioned Inland Empire-based rideshare and vanpool system to a regional platform solution and database. Transitioning to a regional system, connecting commuter and employer data across Los Angeles, Orange, Riverside, San Bernardino, San Diego, and Ventura programs, will expand the Commuter Assistance Program database and increase ridematching potential for those interested in sharing the ride to work via carpool or vanpool. Additionally, the regional platform will offer enhanced functionality and reporting that will better support program administration staff and employer worksite efforts to increase participation in alternative modes.
- ***Expand Program Reach:*** The traditional approach for the Commuter Assistance Program has been to leverage larger employer (250+ employees) partnerships to cost effectively access and market to employee commuters. IE Commuter will explore opportunities to efficiently expand outreach and support to small/medium sized businesses (less than 250 employees) where a significant volume of employers and employees exist. Additionally, regionalizing the TDM platform will enhance community-based engagement and ridematching potential. These efforts will broaden the reach of the Commission's Commuter Assistance Program and help further increase the awareness and consideration of rideshare options.
- ***Standardize Services and Incentives Countywide:*** Due to the current Measure A funding structure, core Commuter Assistance Program services (i.e. employer support, leased park and ride spaces) and rideshare start up incentives are limited to western County employers and resident commuters. This often leads to confusion and inequity for employers with employees from Riverside County but not eligible for the same services/incentives. Staff will continue to pilot expanding Commuter Assistance Program services and incentives countywide with the goal of stimulating TDM in the Coachella Valley and to help enhance employer and commuter TDM participation throughout the region.
- ***Continue to Evolve the Commission's TDM Program:*** In response to the COVID-19 pandemic, IE Commuter enhanced its core employer services offering with a new Telework Employer Assistance Program (TEA) providing telework tools, resources, and employee incentives. The TEA aims to support employers with work from home arrangements during the pandemic and to help maintain telework momentum and longer-term adoption post pandemic. Potential SB 743 applications of VMT, GHG emission reduction data tied to TEA, and other new program enhancement efforts toward offsetting capacity increasing projects will be explored.

Department Goals

CA1 – Operate a cost-effective Commuter Assistance Program resulting in a demonstrable reduction in SOV trips, thus assisting with congestion mitigation and improving air quality. *(Policy Goals: Quality of Life, Responsible Partner)*

CA2 – Ensure the coordination of ridesharing programs throughout the Inland Empire and the southern California region. *(Policy Goals: Quality of Life, Operational Excellence, and Responsible Partner)*

CA3 – Broaden the reach of the program to encourage alternative transportation modes amongst all travelers and continue to grow the core base of employers and their employees. *(Policy Goals: Quality of Life, Operational Excellence, Responsible Partner)*

ID	Commuter Assistance Performance Measures and Results	FY 20/21 Estimated	FY 20/21 Actual	FY 21/22 Estimated	FY 22/23 Projected
CA1	Incentive participation:				
CA1	Rideshare Incentive[2]	1,300	192	1,400	1,500
CA1	Rideshare Plus[2]	2,600	206	2,700	3,000
CA1	Rideshare/Telework Spotlight[2]	3,700	922	4,200	10,000
CA1	Rideshare Week Pledges[2]	N/A	N/A	9,000	9,000
CA1	Number of one-way single occupant vehicle trips reduced from incentive participation and subsidized VanClub vanpools[2]	425,000	52,541	475,000	140,000
CA2	Number of employer partners	360	280	410	410
CA2	Leased park & ride spaces	1,000	949	1,000	1,050
CA2	VanClub Vanpools	35	29	60	75
CA2	VanClub participants cumulative reduction of VMT[1]	N/A	1,670,240	1,900,000	4,000,000
CA3	Number of Employee Transportation Surveys	97,000	84,236	102,000	102,000
CA3	RideGuides produced	12,000	26,361	14,000	28,500

[1] FY 2020/21 represents the first year of performance measure and results tracking
[2] FY 2020/21 represents the impact of the COVID-19 Pandemic

Motorist Assistance

Mission Statement:

Motorist Assistance improves safety, reduces congestion, and enhances access to traveler information for motorists through the provision of a comprehensive motorist aid system.

Chart 40 – Motorist Assistance

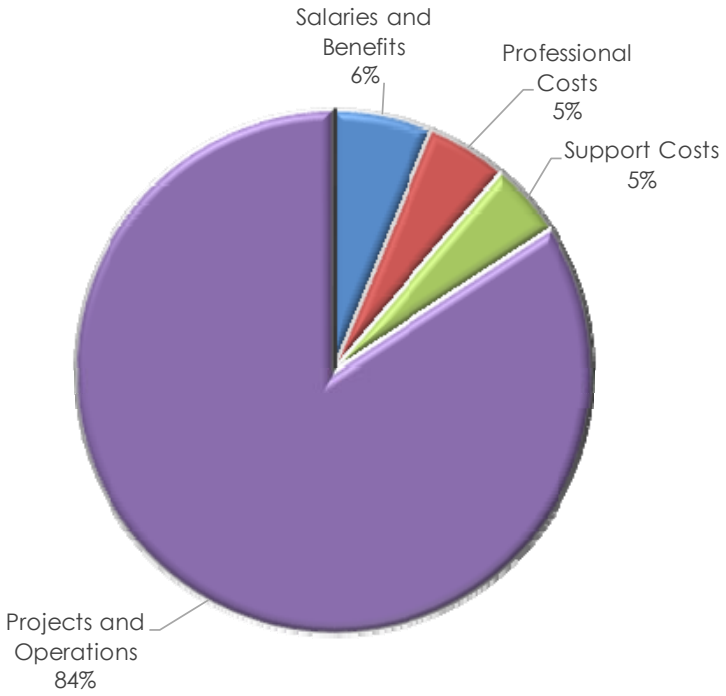

Expenditures

Motorist Assistance expenditures and uses are budgeted at $9,536,900, an increase of 5% compared to the prior year budget (Table 51) primarily due to transfers out for SAFE matching funds to FSP services and commuter assistance special projects. Salaries and benefits reflect an increase of 14% due an increase to the Commission's contribution to employee health benefits and a 4% pool for performance merit-based salary increases. Professional costs of $205,500, reflects a decrease of $329,800 or 62% due to transition to a regional 511 platform. Support costs of $186,000 reflects a decrease of 9% due to transition to a regional 511 platform.

Program operations include $4,200,000 in towing contract costs for the FSP program. Projects and operations costs increased 4% due to increases in FSP operating costs. Transfers out represent SAFE matching funds of $2,800,000 for FSP services, $325,000 for commuter assistance special projects, and a $307,200 allocation for administrative costs.

Table 51 – Motorist Assistance Uses Detail

	FY 20/21 Actual	FY 21/22 Revised Budget	FY 21/22 Projected	FY 22/23 Budget	Dollar Change	Percent Change
Salaries and Benefits	$ 134,800	$ 223,500	$ 199,100	$ 253,700	$ 30,200	14%
Professional Costs						
Legal Services	19,500	38,300	23,000	24,000	(14,300)	-37%
Professional Services - General	262,500	497,000	426,000	181,500	(315,500)	-63%
Total Professional Costs	282,000	535,300	449,000	205,500	(329,800)	-62%
Support Costs	114,000	203,600	181,600	186,000	(17,600)	-9%
Projects and Operations						
Program Operations	3,765,700	5,227,000	4,707,000	5,459,500	232,500	4%
Transfers Out	2,155,500	2,907,200	2,907,200	3,432,200	525,000	18%
TOTAL Commuter Assistance	$ 6,452,000	$ 9,096,600	$ 8,443,900	$ 9,536,900	$ 440,300	5%

Motorist Assistance Staffing Summary

Position	FY 20/21	FY 21/22	FY 22/23
Commuter and Motorist Assistance Manager	0.17	0.31	0.33
Deputy Director of Financial Administration	0.04	0.03	0.00
External Affairs Director	0.00	0.02	0.01
IT Administrator	0.00	0.02	0.00
Legislative Affairs Manager	0.00	0.00	0.01
Management Analyst	0.00	0.00	0.70
Procurement Analyst	0.00	0.07	0.16
Procurement Manager	0.06	0.05	0.05
Public Affairs Manager	0.00	0.02	0.00
Senior Administrative Assistant	0.00	0.10	0.00
Senior Management Analyst	0.66	0.65	0.01
Senior Procurement Analyst	0.08	0.10	0.10
FTE	1.01	1.37	1.37

Department Overview

As the regional SAFE, the Commission is responsible for providing a motorist aid system to help reduce congestion, improve mobility, and enhance safety. This system is comprised of three main components:

- The 511 traveler information system is a telephone, website, and mobile app-based service that delivers real-time traffic information, including incidents and travel times, bus and rail trip planning, and rideshare information;
- The FSP program patrols the most congested Riverside County freeways and assists stranded motorists by getting them back on the road or towed to a safe location off the freeway at no charge to motorists. FSP service is also provided in construction zones through separate funding agreements with Caltrans and Commission-funded construction projects to help mitigate congestion; and
- The call box system allows motorists to call for assistance in the event of a mechanical breakdown, accident, or other emergency on the freeway.

In addition to delivering these core elements, Motorist Assistance will also reserve a portion of SAFE funding to continue to pilot a focused effort that expands access to TDM services and incentives to eastern Riverside County constituents and employers. This effort seeks to further reduce congestion and improve air quality by stimulating TDM in the Coachella Valley.

Department Goals

MA1 – Provide efficient delivery of a comprehensive motorist aid system (511, FSP, Call Box) and an outstanding level of service to the traveling public. *(Policy Goals: Quality of Life, Operational Excellence, Responsible Partner)*

MA2 – Support regional mobility by providing 24/7 access to real-time traffic information, transportation options and services. *(Policy Goals: Quality of Life, Operational Excellence, Responsible Partner)*

MA3 – Enhance highway safety and reduce congestion by providing a roving motorist assistance service that patrols designated urban freeways and assists stranded or disabled vehicles. *(Policy Goals: Quality of Life, Operational Excellence, Responsible Partner)*

MA4 – Improve motorist safety on the highway system by providing "lifeline" call box services for stranded motorists. *(Policy Goals: Quality of Life, Operational Excellence, Responsible Partner)*

ID	Motorist Assistance Performance Measures and Results	FY 20/21 Estimated	FY 20/21 Actual	FY 21/22 Estimated	FY 22/23 Projected
MA1 MA2	Number of 511 phone calls	32,000	65,046	40,000	60,000
MA1 MA2	Number of 511 web visits	250,000	204,259	275,000	250,000
MA1 MA3	Number of FSP assists	50,000	59,711	50,000	60,000
MA1 MA4	Number of call boxes	158	158	158	158
MA1 MA4	Number of call box calls	950	936	850	900

Regional Conservation

Mission Statement:

Regional Conservation assists the RCA in its obligations to administer the MSHCP in coordination with its member agencies and state and federal partners.

Chart 41 – Regional Conservation

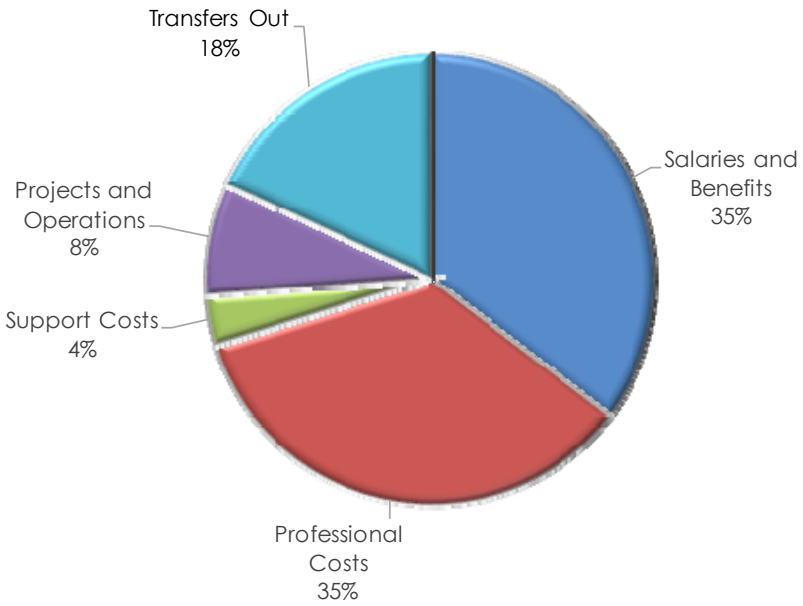

Expenditures

The Regional Conservation Department has a total budget of $10,353,700 (Table 52). The Implementation and Management Services Agreement between the Commission and the RCA became effective on January 1, 2021. RCA will reimburse the Commission 100% of the costs incurred to manage the RCA. The 3% increase in salaries and benefits reflects the addition of a Regional Conservation Deputy Director position, an increase to the Commission's contribution to employee health benefits, and a 4% pool for performance merit-based salary increases. Professional costs of $3,614,100 reflects an increase of $3,370,200 or 1382% due to the Commission assuming the administrative responsibility for professional services contracts through its ERP financial system. Professional services include general legal, legislative advocacy, public outreach, and website updates. Support costs of $369,800 reflects an increase of 513% due to the Commission assuming the administrative responsibility through its ERP financial system. Support costs include advertising, various membership dues, seminars and conferences, office equipment and furniture, and office maintenance. Program operations of $189,600 include refunds for a rebate program and program management oversight by Bechtel. Right of way costs of $650,000 relate to professional services costs for RCA habitat acquisition. Transfers out of $1,869,400 relate to the administration cost allocation.

Table 52 – Regional Conservation Expenditure Detail

	FY 20/21 Actual	FY 21/22 Revised Budget	FY 21/22 Projected	FY 22/23 Budget	Dollar Change	Percent Change
Salaries and Benefits	$ 1,176,200	$ 3,550,100	$ 3,550,100	$ 3,660,800	$ 110,700	3%
Professional Costs						
Commissioner Per Diem	12,700	34,000	27,600	34,800	800	2%
Legal Services	15,600	10,000	-	965,000	955,000	9550%
Audit Services	-	85,000	80,400	99,000	14,000	16%
Professional Services - General	20,300	114,900	50,300	2,515,300	2,400,400	2089%
Total Professional Costs	48,600	243,900	158,300	3,614,100	3,370,200	1382%
Support Costs	8,100	60,300	7,900	369,800	309,500	513%
Projects and Operations						
Program Operations	4,100	-	-	189,600	189,600	N/A
Right of Way	120,200	500,000	400,000	650,000	150,000	30%
Total Projects and Operations	124,300	500,000	400,000	839,600	339,600	68%
Transfers Out	364,200	1,413,900	1,413,900	1,869,400	455,500	32%
TOTAL Regional Conservation	$ 1,721,400	$ 5,768,200	$ 5,530,200	$ 10,353,700	$ 4,585,500	79%

Regional Conservation Staffing Summary

Position	FY 20/21	FY 21/22	FY 22/23
Accountant	1.00	1.00	1.00
Accounting Supervisor	0.00	1.00	1.00
Accounting Technician	1.00	1.00	1.00
Administrative Assistant	1.00	0.85	0.50
Administrative Services Director-Clerk of the Board	0.15	0.25	0.25
Chief Financial Officer	0.08	0.10	0.05
Community Engagement Manager	0.00	0.00	0.20
Deputy Clerk of the Board	0.89	0.92	0.85
Deputy Director of Financial Administration	0.14	0.25	0.50
Deputy Executive Director	0.02	0.10	0.02
Executive Director	0.11	0.25	0.16
External Affairs Director	0.50	0.25	0.15
Facilities Administrator	0.00	0.03	0.00
Financial Administration Manager	1.00	1.00	0.97
IT Administrator	0.00	0.05	0.00
Legislative Affairs Manager	0.08	0.30	0.10
Procurement Manager	0.03	0.15	0.10
Public Affairs Manager	0.08	0.08	0.09
Records Technician	0.00	0.10	0.05
Regional Conservation Deputy Director	0.00	0.00	1.00
Regional Conservation Director	0.00	1.00	0.98
Reserve Management and Monitoring Manager	1.00	1.00	1.00
Right of Way Manager	0.16	0.50	0.48
Senior Administrative Assistant	0.01	0.10	0.10
Senior Financial Analyst	0.01	0.00	0.00
Senior Management Analyst	5.52	7.11	7.50
Senior Office Assistant	0.09	0.10	0.16
Senior Procurement Analyst	0.01	0.05	0.05
FTE	12.88	17.54	18.26

Department Overview

In November 2020, the Commission and the RCA Board of Directors approved the Implementation and Management Services Agreement for the Commission to serve as the managing agency for the RCA effective January 1, 2021. The Regional Conservation Department provides these management services through its staff and consultants to fulfill the needs and requirements of the RCA.

The MSHCP is the largest conservation plan of its kind in the United States, protecting 146 species and 500,000 acres of open space when completed. As a result of the MSHCP and related permits, the Commission and other agencies have saved significant amounts of taxpayer dollars and time from streamlined project approvals. Most importantly, the commitment to protecting sensitive habitat and ensuring open space is a key component in enhancing the quality of life for local residents. Ongoing implementation of the MSHCP is critical, which is funded through a Local Development Mitigation Fee (LDMF) imposed by Member Agencies on new development, landfill tipping fees, a portion of western county TUMF, and grants. The Commission is the largest single investor in the plan to date—having provided $153 million in 2009 Measure A funding for habitat acquisition.

As RCA's managing agency and a vested stakeholder and investor in the MSHCP, the Commission offers long-term support and expertise for the implementation of the MSHCP. Such support and expertise consists of, but is not limited to:

- Preparation of board and committee agendas and provision of staff support for related meetings;
- Oversight and implementation of the MSHCP;
- Administration of the RCA Joint Powers Agreement among the RCA and its member agencies;
- Preparation of state and federal reports, including required audits and an annual budget and amendments;
- Oversight of collection and administration of the LDMF, including preparation of required ordinances, resolutions, nexus studies, and member agency audits;
- Seeking, obtaining, and administering federal and state funding and grants to support assembly of habitat reserves;
- Management of consultant contracts and provision of legal support and representation;
- Provision of land acquisition services and oversight of land management and monitoring contracts;
- Provision of administrative support as required;
- Provision of any other support to carry out the purposes of the MSHCP, the RCA, and the Implementation and Management Services Agreement; and
- Oversight and implementation of the RCA Board of Directors' actions and directives.

Efficiencies through the consolidation of professional services contracts will be realized over the long-term. Further, the collaboration between agencies on matters such as land acquisition, public outreach and awareness, internal administrative functions including Clerk of the Board and Finance, and legislative affairs will be significant. The Commission has long-standing, existing relationships with state and federal resource agencies and a track record of successful delivery of projects with approvals from those agencies.

The Regional Conservation Department has three key priorities for FY 2022/23:

- Continuation of Phase II of the Managing Agency Transition Plan;
- Organizational excellence related to integrity and consistency in implementation of the MSHCP; and
- Improving partnerships, communications, and engagement with member agencies, state and federal agencies, and key stakeholders.

Department Goals

RC1 – Provide executive director services and such other administrative support as required to assist RCA in its obligations to administer the MSHCP.

RC2 – Facilitate and support member agency implementation of the MSHCP, including adoption of changes related to long-term strategies.

RC3 – Build upon relationships with local, state and federal agencies to maximize funding opportunities and create greater financial stability for implementation of the MSHCP.

RC4 – Strengthen communications to stakeholders, members of the public, and elected officials to be transparent about RCA's conservation efforts, funding, and collaboration opportunities.

Regional Conservation Performance Measures and Results	**FY 20/21 Estimated**	**FY 20/21 Actual**	**FY 21/22 Estimated**	**FY 22/23 Projected**
Acres purchased	722	1,153	700	900
Acres donated	302	45	550	100
Joint project reviews completed	N/A	26	32	35

Capital Project Development and Delivery

Mission Statement:

Capital Project Development and Delivery (Capital Projects) keeps the Commission's contract with the voters of the County by accelerating the planning, programming, and implementation of projects and programs in the Measure A TIP, as enhanced by the Toll Program, to the extent that funds are available. Capital Projects ensures that capital projects are environmentally acceptable, expertly designed, and implemented in a cost-effective manner. Capital Projects acquires and manages required right of way in the fairest, most economical, efficient, and timely manner possible.

Chart 42 – Capital Project Development and Delivery

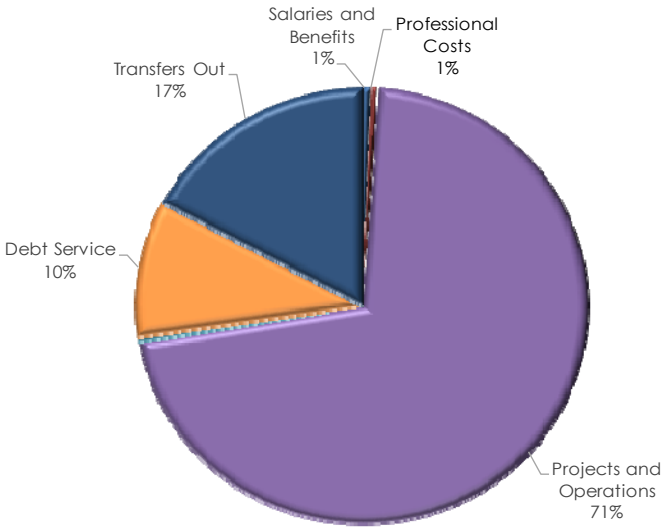

Expenditures

The budgeted expenditures and transfers out total $688,190,700 to cover all of the Commission's major capital projects (Table 53). Salaries and benefits expenditures represent less than 1% of the budgeted uses and reflects an increase of $269,500 or 8% from the prior year. The increase is due to a change in FTE allocations, an increase to the Commission's contribution to employee health benefits, and a 4% pool for performance merit-based salary increases. Professional costs of $2,765,400 primarily relate to general legal costs, specialized legal and financial advisory services related to the toll projects, public communications, and property management services. Support costs of $1,496,600 consist primarily of services needed to maintain the Commission's real properties in a condition that complies with all local codes and regulations governing property maintenance.

General project costs of $6,779,200 comprise program management provided by Bechtel and permits for highway and rail capital projects.

Significant projects included in engineering expenditures of $27,793,200 relate to the I-15 Express Lanes–Southern Extension; MCP construction package; 15 COP; 91 East COP; I-15 Corridor projects; various commuter rail improvement and rehabilitation; and various Western County Measure A highway and TUMF regional arterial projects.

Construction expenditures of $213,517,900 primarily relate to the I-15 Express Lanes project completion; 15/91 Express Lanes Connector project; 91 COP; 71/91 Connector project; SR-60 Truck Lanes; MCP I-215/Placentia Avenue Interchange; Smart Freeways project; Hamner Bridge widening; Jurupa Road and McKinley Avenue grade separations; various Western County Measure A and TUMF regional arterial projects; and rail improvement and rehabilitation projects.

Design-build costs of $77,110,000 pertain primarily to the 15/91 Express Lanes Connector project,

Right of way expenditures of $56,526,000 on significant projects include the 91 Project close-out activities; 71/91 Connector project; MCP I-215/Placentia Avenue Interchange and its construction package; Jurupa Road and McKinley Avenue grade separation projects; various Western County TUMF regional arterial projects; and station improvement projects.

Local turnback payments to jurisdictions and the County for local streets and roads repair, maintenance, and construction amount to $77,101,900. Disbursements of $30,000,000 to CVAG for the 2009 Measure A Coachella Valley highway and regional arterial program comprise substantially all of the regional arterial expenditures. The Planning and Programming Department monitors the eligibility for local streets and roads funding and reviews reimbursement claims for Coachella Valley highway and regional arterial program expenditures.

Special studies of $100,000 is related to the 15-COP.

Operating and capital disbursements of $987,500 will be made for commuter rail capital projects.

Interest payments on outstanding sales tax revenue bonds (2010B Bonds, 2013 Sales Tax Bonds, 2016 Refunding Bonds, 2017A Bonds, 2017B Refunding Bonds, and 2018 Refunding Bonds) are $38,150,300. The Commission will make principal payments of $31,405,000 for the outstanding sales tax revenue bonds.

Significant transfers out consist of the following:

- $3,036,900 in sales tax revenue bond proceeds to fund the I-15 Express Lanes project;
- $69,555,300 from 2009 Measure A Western County highway fund to the Debt Service fund for sales tax revenue bonds debt service;
- $8,220,600 from the 2009 Measure A Western County new corridor fund to the 2009 Measure A Western County highway fund for its share of the MSHCP debt service contribution;
- $3,523,100 from the TUMF CETAP fund to the 2009 Measure A Western County highway fund for its share of the MSHCP debt service contribution;
- $22,773,000 from the TUMF regional arterial fund to the SB 132 fund for Hamner Bridge widening loan;
- $6,552,000 from Measure A, SB 132, and TUMF funds for the allocation of administrative costs to the General fund;
- $1,171,800 from the TUMF CETAP fund to the 2009 Measure A Western County new corridor fund for the MCP I-215/Placentia Avenue Interchange and its construction package;
- $2,812,100 from the Debt Service fund to the 2009 Measure A Western County highway and Coachella Valley highway funds for BABs subsidy reimbursements; and
- $273,600 from the TUMF CETAP fund to the TUMF regional arterial fund for the SR-79 realignment project.

Table 53 – Capital Project Development and Delivery Uses Detail

	FY 20/21 Actual	FY 21/22 Revised Budget	FY 21/22 Projected	FY 22/23 Budget	Dollar Change	Percent Change
Salaries and Benefits	$ 2,796,300	$ 3,569,800	$ 3,558,000	$ 3,839,300	$ 269,500	8%
Professional Costs						
Legal Services	1,284,000	2,162,000	926,100	1,211,000	(951,000)	-44%
Audit Services	26,900	65,000	40,500	112,000	47,000	72%
Financial Advisory	62,400	130,600	133,000	190,500	59,900	46%
Professional Services - General	912,100	2,325,700	1,598,900	1,251,900	(1,073,800)	-46%
Total Professional Costs	2,285,400	4,683,300	2,698,500	2,765,400	(1,917,900)	-41%
Support Costs	1,414,800	1,174,000	378,000	1,496,600	322,600	27%
Projects and Operations						
Program Operations	5,616,200	6,697,600	5,990,300	6,779,200	81,600	1%
Engineering	18,112,500	25,591,300	15,554,500	27,793,200	2,201,900	9%
Construction	113,949,300	260,967,600	172,625,000	213,517,900	(47,449,700)	-18%
Design Build	61,465,200	92,574,000	69,552,000	77,110,000	(15,464,000)	-17%
Right of Way and Land	19,419,100	68,812,200	53,160,500	56,526,000	(12,286,200)	-18%
Local Streets and Roads	73,745,400	75,897,300	75,897,300	77,101,900	1,204,600	2%
Regional Arterials	12,936,400	34,284,000	30,000,000	30,000,000	(4,284,000)	-12%
Special Studies	100	-	-	100,000	100,000	N/A
Operating and Capital Disbursements	713,900	900,000	900,000	987,500	87,500	10%
Total Projects and Operations	305,958,100	565,724,000	423,679,600	489,915,700	(75,808,300)	-13%
Capital Outlay	4,552,900	4,482,000	2,950,000	2,700,000	(1,782,000)	-40%
Debt Service	69,744,900	70,037,700	69,594,300	69,555,300	(482,400)	-1%
Transfers Out	135,132,800	141,317,700	112,423,800	117,918,400	(23,399,300)	-17%
TOTAL Capital Project Development and Delivery	$ 521,885,200	$ 790,988,500	$ 615,282,200	$ 688,190,700	$ (102,797,800)	-13%

Capital Project Development and Delivery Staffing Summary

Position	FY 20/21	FY 21/22	FY 22/23
Capital Project Manager	2.74	2.90	2.55
Chief Financial Officer	0.09	0.14	0.05
Community Engagement Manager	0.00	0.00	0.01
Deputy Director of Financial Administration	0.35	0.18	0.05
Deputy Executive Director	0.08	0.06	0.04
Executive Director	0.05	0.04	0.07
External Affairs Director	0.02	0.04	0.04
Facilities Administrator	0.04	0.10	0.16
IT Administrator	0.00	0.04	0.14
Legislative Affairs Manager	0.00	0.00	0.04
Management Analyst	0.00	0.00	0.02
Planning and Programming Director	0.00	0.01	0.00
Planning and Programming Manager	0.00	0.01	0.00
Procurement Analyst	0.00	0.13	0.14
Procurement Manager	0.29	0.31	0.38
Project Delivery Director	0.80	0.91	0.74
Public Affairs Manager	0.51	0.33	0.40
Right of Way Manager	0.84	0.50	0.50
Senior Administrative Assistant	0.33	0.36	0.33
Senior Capital Project Manager	1.00	3.45	3.85
Senior Financial Analyst	0.08	0.00	0.00
Senior Management Analyst	3.50	4.21	3.47
Senior Procurement Analyst	0.05	0.17	0.19
Toll Customer Service and System Manager	0.00	0.00	0.05
Toll Operations Director	0.61	0.14	0.32
Toll Project Delivery Director	0.51	0.30	0.90
Toll Systems Engineer	0.00	0.00	0.10
Toll Technology Manager	0.55	0.14	0.32
FTE	12.44	14.47	14.86

Department Overview

The primary responsibility of Capital Projects is the development and delivery of major highway and rail capital projects where the Commission is identified as the lead agency. The delivery of a capital project can include tasks such as feasibility studies, preliminary engineering, environmental clearance, final design, right of way acquisition, utility relocation, construction, construction management, and design-build in addition to the management of various types of agreements. Capital Projects also develops and delivers a limited number of highway, regional arterial, and regional trail projects on behalf of local jurisdictions; these efforts are funded by the local jurisdictions through funding agreements with the Commission. Approximately 55% of the Commission's FY 2022/23 budgeted expenditures originates in this department managed by the Toll Project Delivery and Project Delivery Directors responsible for the capital program.

Capital Projects accelerates delivery of the Measure A, toll, state, and federally funded highway, regional arterial, and rail capital improvement projects throughout the County. Highway improvements currently in progress include the addition of mixed flow, truck climbing and descending, auxiliary, and tolled express lanes; widening and realignment projects; interchange improvements; a new CETAP corridor; and smart freeway improvements. Commuter rail capital improvements include the expansion of commuter rail service in Western County and related station improvement and rehabilitation projects.

Regional arterial capital improvements include Western County TUMF and Measure A regional arterial projects administered by the Planning and Programming Department and reimbursements to CVAG related to the highway and regional arterial program that it administers in the Coachella Valley. Capital Projects may develop and deliver Western County regional arterial projects on behalf of local jurisdictions, as noted previously.

The 2009 Measure A program includes funding to the incorporated cities and the County unincorporated areas for local streets and roads maintenance, repair, and construction. The budgeted amount is set by formula established in the Measure A TIP. Each jurisdiction's respective allocation is based on population (Western County and Palo Verde Valley) or dwelling units (Coachella Valley) and the amount of sales tax generated. The Planning and Programming Department administers the local streets and roads funding eligibility reviews.

Capital Projects provides the necessary coordination between the Commission and Caltrans for the development of scope, cost, and project delivery schedules for Measure A projects that include STIP funding or are on the state highway system.

Given the support required to oversee and participate in the project development work, costs for Commission staff and related support are included in this department budget. The projects identified in the FY 2022/23 budget funded by Measure A, TUMF, state, or federal funds as well as existing and future toll revenues require the continued support of the Bechtel project management team which includes program managers, project engineers, construction engineers, inspectors, contracts administration, and support staff.

The Commission incurred debt for highway (non-tolled and tolled), new corridor, regional arterial, and local streets and roads projects for which title usually vests or, upon completion, will vest with Caltrans or local jurisdictions for ongoing operations and maintenance. The financed projects are not assets of the Commission for which the Commission will have operating responsibilities, except for the intangible rights to operate the express lanes on SR-91 and I-15. Accordingly, future operating costs related to the non-capitalized projects cannot be determined since they are not the Commission's responsibility and are not applicable to the annual budget. Operating budget impacts for the Commission's toll assets and non-financed rail assets are included in the annual budget.

Right of Way Acquisition and Support Services

The primary goal of the Right of Way Management Division is the delivery of right of way in the most cost-effective manner and within project schedules, while adhering to federal and state regulations. To implement the Commission's directive, the Commission maintains on-call agreements with right of way consultant services in the fields of right of way engineering and surveying, environmental assessment, appraisal and appraisal review, acquisition and relocation, property management, and utility relocation. The Right of Way Management Division supervises and manages right of way services and related support for individual projects that are included in the Capital Projects budget and for habitat acquisition related to the RCA's MSHCP.

Property Management

The Commission strives to manage its real property with the objective of maximizing existing and future public transportation benefits, safety, and income by means of professional property management policies and procedures. This includes issuing licenses and rights of entry for authorized third-party uses, as well as investigating and resolving issues regarding uses not authorized by the Commission or RCA. During FY 2014/15, the Commission performed a comprehensive analysis of existing licenses and encroachments. The Commission resolved private use and utility encroachments on the SJBL, resulting in additional licenses. The Commission will continue to monitor, identify and, if necessary, enter into new licenses or eliminate encroachments on SJBL. In certain limited situations, the Commission may also grant easements.

The property management scope of work on all Commission-owned properties consists of general maintenance activities and security measures. The property management function includes the demolition and clearance of structures and other improvements on acquired property, excluding commuter rail stations. Additionally, the Commission must manage real property acquired for a project until required for construction.

Since 1990, the Commission has acquired property assets in the course of rail and highway project implementation. The Commission acquires and transfers to Caltrans most of these parcels upon project completion. Upon project completion, all remaining portions of properties within every project are reassessed and deemed surplus, when it has been determined that the continued retention of the property no longer supports the Commission's policy goals and objectives.

Property acquisition for the 91 Project began in 2010 with all of the 197 required parcels acquired and delivered to the design-builder by June 2015. One remaining parcel acquired through condemnation action is in active litigation.

Long-Term Strategic Planning

The Commission completed a significant effort in December 2006 to develop an implementation plan strategy for the 2009 Measure A state highway program, with a focus on the first 10 years of the program through 2019. The effort, known as the Western County Highway Delivery Plan, included an objective-based assessment of the Western County portion of the 2009 Measure A TIP along with the prioritization of the program of projects. The Commission selected four highway corridors (I-215, I-15, I-10, and SR-91) as the priority focus for the first 10 years of the 2009 Measure A program, and long-term development work was approved for large-scale projects such as the development of the MCP and realignment of SR-79.

Project development activities for these projects have been ongoing, including an update and reprioritization in January 2010 in response to the economic downturn. The Commission completed a scope reevaluation of the I-15 Express Lanes project and adopted a new scope of work that consists of tolled express lanes on the northern 15 miles of I-15 in the County which opened in April 2021. The Commission deferred the I-10 truck climbing lanes project several years and replaced it with added safety improvements on SR-60, which is under construction and near substantial

completion. For the strategic projects, the Commission completed preliminary engineering and environmental clearance for the MCP and SR-79 realignment projects and has been acquiring property for those projects to meet the environmental mitigation requirements. The Commission has started construction on the first construction package for the MCP I-215/Placentia Avenue interchange.

Following the January 2019 Annual Workshop, the Commission assigned an ad hoc committee to establish a new 10-year Western County Highway Delivery Plan for 2019-2029. Development of the new Western County Highway Delivery Plan focused on Commission-sponsored highway projects in Western County to be delivered between 2019 and 2029.

In July 2019 the new Western County Highway Delivery Plan was adopted, for the period 2019-2029. Projects were placed into three groups based on the likelihood of obtaining full funding. Group 1 projects (or project phases) are considered fully funded given existing and expected local funding from Measure A, tolls, and other local sources as well as state and federal funding. Group 2 projects (or project phases) are partially funded with full funding likely available over the 2019-2029 period. Group 3 projects represent partner agency-sponsored projects being assisted by Commission funding. While not part of the Commission's Western County Highway Delivery Plan these notable projects are reflected for reference.

CVAG developed a strategic plan for Coachella Valley highway and regional arterial projects based upon a transportation project prioritization study that is updated periodically.

The PVL project, included in the 1989 and 2009 Measure A programs, is now complete and has been in operation since June 2016. The Commission develops other rail capital projects in coordination with SCRRA or based on a rail station plan that is updated periodically. Station operation costs are included in the Rail Department budget.

Four new Western County transportation corridors were identified through CETAP and are eligible for 2009 Measure A Western County new corridor and TUMF CETAP funding. Given the size and anticipated cost of these new corridors, they are moving forward on varied schedules with the work on the internal corridors – the MCP being the most advanced. Right of way acquisition for the first construction package of the MCP is complete and acquisitions for the remainder of MCP will be considered for extraordinary acquisitions on a pay-as-you-go basis.

These strategic planning activities play a significant part of the Commission's annual budget process, in particular the capital budget.

Detailed descriptions of the capital projects, including local streets and roads funding, that are included in the FY 2022/23 budget follow the Department Goals.

Department Goals

CAP1 – Build upon and strengthen the partnership with Caltrans toward timely delivery of identified Measure A, toll, and STIP projects. *(Policy Goals: Quality of Life, Connecting the Economy)*

CAP2 – To the extent permitted by law, pursue reasonable involvement of local DBE and SBE firms in contract work. *(Policy Goal: Operational Excellence)*

CAP3 – Provide effective communication of project progress to the Board, city councils, the County Board of Supervisors, Caltrans, CTC, FTA, and Federal Highway Administration. *(Policy Goal: Operational Excellence)*

CAP4 – Work with Caltrans and other agencies toward completion of preliminary engineering and environmental clearance of all projects. *(Policy Goal: Quality of Life)*

CAP5 – Construct the highway projects identified in the budget. *(Policy Goals: Quality of Life, Operational Excellence, Connecting the Economy)*

CAP6 – In coordination with the Rail Program Manager, construct capital improvements at existing commuter rail stations as identified in the budget. *(Policy Goals: Quality of Life, Operational Excellence, Responsible Partner)*

CAP7 – Acquire right of way for rail and highway projects identified in the budget. *(Policy Goals: Quality of Life, Operational Excellence)*

CAP8 – Identify innovative financing strategies to fully fund projects identified in the Western County Highway Delivery Plan. *(Policy Goals: Quality of Life, Operational Excellence)*

Capital Projects Summary

The following is a summary of the capital projects included in the FY 2022/23 budget with costs generally categorized by engineering, right of way, construction, and design-build phases in addition to other project-related costs such as salaries and benefits, Bechtel project management, and legal fees.

Western County Highway and Regional Arterial Projects

SR-60 Truck Lanes (P003029)
Provide funding and support for construction for eastbound climbing and westbound descending truck climbing lanes from Gilman Springs Road to west of Jack Rabbit Trail; upgrade existing shoulders to standard widths. Substantial completion of the project is expected to be completed in 2022. The total project cost is estimated at $138 million.

FY 2022/23 Cost	$	10,000	Engineering
	$	2,650,000	Construction
	$	600,000	Right of way
	$	162,700	Other project-related costs
Funding Impact	Costs funded with CMAQ, STIP/RIP, SHOPP, and 2009 Measure A highway funds. Caltrans is the lead agency for preliminary engineering and design. The Commission is the lead agency for right of way acquisition and construction.		
Operating Budget Impact	N/A; state highway operations are the responsibility of Caltrans.		

SR-79 Realignment (P003003)
Complete post-environmental phase work for realignment from Gilman Springs Road to Domenigoni Parkway. The total estimated project cost is $1.2 billion. Initiation of subsequent phases will be dependent upon the availability of funding. Right of way acquisition dependent upon the availability of funding.

FY 2022/23 Cost	$	200,000	Engineering
	$	125,100	Other project-related costs
Funding Impact	Costs funded using TUMF regional arterial, TUMF CETAP, and federal funds.		
Operating Budget Impact	N/A; state highway operations are the responsibility of Caltrans.		

91 Project (P003028)

Continue to closeout right of way and plant establishment for the tolled express and mixed flow lanes project from the Orange County line to Pierce Street in the City of Corona, including tolled express lanes connectivity to I-15 and improvements to the 15/91 interchange. Project development activities began in September 2007 and lanes were open to traffic in March 2017. The 91 Project cost is estimated at $1.4 billion, including financing costs.

FY 2022/23 Cost	$ 1,464,500	Construction
	$ 13,146,000	Right of way
	$ 460,000	Design-build
	$ 288,500	Other project-related costs
Funding Impact	Costs funded using 2009 Measure A highway, new corridor, and economic development funds including sales tax revenue bonds and commercial paper, toll revenue bonds, a federal TIFIA loan, STIP and State LPP funds, and 1989 Measure A contribution.	
Operating Budget Impact	Operation and maintenance of the tolled express lanes facilities are the responsibility of the Commission, while all other state highway operations are the responsibility of Caltrans. Current estimates of annual operating and maintenance costs are $17 million. Such costs are paid from the collection of RCTC 91 Express Lanes toll revenues. Toll operating costs are included in Toll Operations Department budget.	

71/91 Connector Project (P003021)

Commence construction of improvements to the 71/91 connector. Final design began in March 2012. The total estimated project cost is $128 million.

FY 2022/23 Cost	$ 580,000	Engineering
	$ 46,500,000	Construction
	$ 1,850,000	Right of way
	$ 745,200	Other project-related costs
Funding Impact	Costs for right of way acquisition and utility relocation work primarily funded using Congressionally designated federal funding remaining from previous area projects; construction costs to be primarily funded with STIP-RIP and SB 1 TCEP funds. Other costs funded with 2009 Measure A highway funds and SB 1 LPP funds.	
Operating Budget Impact	N/A; state highway operations are the responsibility of Caltrans.	

91 Corridor Operations Project (P623046)

Closeout construction for a westbound general-purpose lane on SR-91 from the Green River Road on-ramp to SR-241 in Orange County. Project development activities began in May 2018 and construction completion is expected in 2022. The project cost is estimated at $31 million, including contingency.

FY 2022/23 Cost	$	10,000	Engineering
	$	1,700,000	Construction
	$	49,600	Other project-related costs
Funding Impact	Costs for environmental and final design work were funded using surplus toll revenues. The Commission's authorizing legislation, SB 1316, requires that all RCTC 91 Express Lanes surplus revenue be spent for transportation purposes within the SR-91 corridor. Construction costs are funded by federal STBG and HIP funds and a contribution from OCTA.		
Operating Budget Impact	N/A; state highway operations are the responsibility of Caltrans.		

91 Eastbound Corridor Operations Project (P003055)

Begin project development and environmental studies for an eastbound operational lane on SR-91 from SR-241 in Orange County to SR-71. This project was previously approved with the 91 Corridor Improvement Project Environmental Impact Report/Environmental Impact Study (EIR/EIS) as a future phase. Scope development and an environmental revalidation will be performed in FY 2022/23.

FY 2022/23 Cost	$	1,000,000	Engineering
	$	68,100	Other project-related costs
Funding Impact	Costs funded with 2009 Measure A highway and new corridor funds.		
Operating Budget Impact	N/A; state highway operations are the responsibility of Caltrans.		

I-15 Express Lanes Project (P003027)

Closeout the design-build, toll system design, and construction to add two tolled express lanes in each direction from SR-60 to Cajalco Road in the city of Corona. The project is using the design-build method of project delivery. Project development activities began in April 2008, and lanes were opened to traffic in April 2021. The estimated total project cost is $472 million, including financing costs.

FY 2022/23 Cost	$	2,500,000	Construction
	$	100,000	Right of way
	$	299,000	Design-build
	$	137,900	Other project-related costs
Funding Impact	Project development costs funded using 2009 Measure A highway funds. Federal CMAQ and STBG funds were used to fund interagency support and a portion of design-build costs. A federal TIFIA loan secured by the Commission funded a portion of design-build and toll system costs. Proceeds from sales tax revenues debt completed the project financing.		
Operating Budget Impact	Operation and maintenance of future tolled express lanes facilities are the responsibility of the Commission, while all other federal and state highway operations are the responsibility of Caltrans. Preliminary estimates of annual operating and maintenance costs are $16 million. Such costs will be paid from the collection of 15 Express Lanes toll revenues.		

15/91 Express Lanes Connector (P003039)

Continue design and construction to add an express lanes connector between SR-91 and I-15 to the north. The project is using the design-build method of project delivery for some of the work through amendments to existing contracts related to the 91 Project (P003028) and the I-15 Express Lanes project (P003027), as permitted by AB 115 signed by the Governor in June 2017. The remaining work is being accomplished through a competitive design-build contract that was awarded in April 2020. Project development activities began in May 2017, and lanes are expected to be open to traffic in 2023. The estimated total project cost is $270 million.

FY 2022/23 Cost	$ 4,177,000	Construction
	$ 95,000	Right of way
	$ 75,851,000	Design-build
	$ 2,365,300	Other project-related costs
Funding Impact	Costs funded primarily by state SB 132 funds with RCTC 91 Express Lanes surplus toll revenues for the balance.	
Operating Budget Impact	Operation and maintenance of future tolled express lanes facilities are the responsibility of the Commission. Such costs will be paid from the collection of 15 Express Lanes toll revenues.	

I-15 Express Lanes–Southern Extension (P003044)

The proposed project is to add two express lanes in each direction on the I-15 between SR-74 and Cajalco Road. The project proposes to extend express lanes south of the RCTC 15 Express Lanes. Project development activities began in September 2017 when the Board approved STIP funds for the next phase of project development. Public scoping of the project was completed in November 2019 and an ERI/EIS is the expected environmental document. Preliminary engineering and environmental studies efforts will continue in FY 2022/23 and expected to be complete in FY 2024/25. The Commission is currently proceeding with a design-bid-build delivery for the project. The Commission expects to procure a final design contract in FY 2022/23.

FY 2022/23 Cost	$ 6,000,000	Engineering
	$ 621,300	Other project-related costs
Funding Impact	All project development costs funded by federal CMAQ and Measure A highway funds. Federal CMAQ funds subsequently replaced STIP funds.	
Operating Budget Impact	Development of future tolled express lanes can be funded by federal and state sources, in addition to toll revenue bonds and Measure A highway funds. Operation and maintenance of future tolled express lanes facilities are the responsibility of the Commission, while all other federal and state highway operations are the responsibility of Caltrans. Commission costs will be paid from the collection of toll revenues.	

15 Interim Corridor Operations Project (P003053)

The proposed project is to add a southbound auxiliary lane on the I-15 between Cajalco Road onramp and Weirick Road off-ramp, for a distance of 0.9 mile. The auxiliary lane would be provided by restriping the lanes and using the existing shoulders. No roadway widening is proposed. In summer 2021, a task force comprised of Commission, city of Corona, County of Riverside and Caltrans staff collaborated on the immediate issue of congestion on southbound I-15 and conceived this project as an interim solution. The Commission approved, in September 2021, the commencement of project development and final design activities. The Commission approved award of the construction contract in March 2022 and construction is expected to start in May 2022. Construction activities are underway and the lane is expected to be opened to traffic in Fall 2022.

FY 2022/23 Cost	$	250,000	Engineering
	$	1,250,000	Construction
	$	237,700	Other project-related costs
Funding Impact	All project development costs funded by remaining 2017A Bond proceeds and 2009 Measure A highway funds.		
Operating Budget Impact	N/A; state highway operations are the responsibility of Caltrans.		

15 Corridor Operations Project (P003052)

The proposed project is to add a southbound lane extension (TRAP lane) on the I-15 between Cajalco Road and Weirick Road interchanges. Features of the project include paving of the median, widening of Bedford Wash Bridge, and restriping to accommodate the new lane. In summer 2020, the Commission evaluated the traffic operations, geometric, and funding feasibility of the project. The Commission approved, in October 2020, the commencement of project development and final design activities. The Commission executed a cooperative agreement with Caltrans for the project development, final design, and construction phases. The environmental document is expected to be completed in 2022 with construction starting as early as 2023.

FY 2022/23 Cost	$	3,700,000	Engineering
	$	399,600	Other project-related costs
Funding Impact	All project development costs funded by Federal CMAQ and 2009 Measure A highway funds.		
Operating Budget Impact	N/A; state highway operations are the responsibility of Caltrans.		

I-15 Express Lanes–Northern Extension (P003050)

In Spring 2020, the Commission approved work with SBCTA to help facilitate delivery of the Riverside County portion of the SBCTA I-15 Freight Corridor Project. The scope of the larger SBCTA project is to add express lanes in each direction from Foothill Boulevard in San Bernardino County to Cantu-Galleano Ranch Road in Riverside County. This project will connect seamlessly with the Riverside 15 Express Lanes. The project is expected to start construction in 2023 and open to traffic in 2026. Currently, the Commission is working with SBCTA on the final design of the express lanes in Riverside County, confirming financial feasibility of adding the I-15 Express Lanes – Northern Extension segment, and defining the responsibility and terms of operations for the new toll segment. Although this cross-county project is not identified in Measure A, the delivery of the project would add to and enhance the planned regional express lanes network. The project will use a traditional design-bid-build delivery and is currently in final design. The Commission will need to exert significant staff and consultant effort in the coming years to provide oversight of the design and construction and manage implementation of the toll operations system of this new segment. In FY 2022/23, staff will work with SBCTA to continue development of the cooperative agreement, gain TIFIA acceptance of the new segment, and continue final design oversight reviews. The Commission will review and ensure all design, construction, and operational activities for the I-15 Express Lanes – Northern Extension segment does not harm the Riverside 15 Express Lanes operations.

FY 2022/23 Cost	$	50,000	Construction
	$	500,000	Design-build
	$	552,600	Other project-related costs
Funding Impact	All project development costs for the Riverside 15 Express Lanes improvements, currently estimated at $67.2 million, will be funded by SBCTA through SB-1 TCEP grant funds and federal CMAQ funds.		
Operating Budget Impact	Discussions with SBCTA are continuing regarding the responsibility of operation and maintenance of the future tolled express lanes segment. All other federal and state highway operations are the responsibility of Caltrans. Commission costs, if required, will be paid from the collection of toll revenues.		

I-15/Railroad Canyon Interchange (005104)
Continue construction of Phase 1 for the city of Lake Elsinore. The estimated total project cost is $35 million.

FY 2022/23 Cost	$	300,000	Engineering
	$	1,050,000	Construction
	$	10,000	Right of way
	$	138,900	Other project-related costs
Funding Impact	Costs funded using TUMF, SB 1 LPP, and STIP.		
Operating Budget Impact	N/A; federal highway operations are the responsibility of Caltrans.		

Mid County Parkway (P002302, P002317, P002320 & P002324)
Continue construction of I-215/Placentia interchange, the first construction package, commence design for the construction package, and perform activities related to post-environmental/permitting, design and right of way for a new corridor from I-215 to SR-79. Construction of this new facility will be completed over many years as funding becomes available and is estimated to cost $1.7 to $1.9 billion.

FY 2022/23 Cost	$	5,160,000	Engineering
	$	8,250,000	Construction
	$	18,960,000	Right of way
	$	1,083,600	Other project-related costs
Funding Impact	Costs for the construction packages funded with TUMF CETAP, 2009 Measure A new corridor, SB 1 LPP, and STBG funds.		
Operating Budget Impact	Responsibility for highway operations has not been determined.		

I-10/Highland Springs Interchange (005135)
Continue project development and environmental studies to improve the I-10/Highland Springs Avenue interchange, located on the boundary between the cities of Beaumont and Banning. The estimated total project cost is $29 million.

FY 2022/23 Cost	$	1,000,000	Engineering
	$	10,000	Right of way
	$	289,600	Other project-related costs
Funding Impact	Costs funded using TUMF regional arterial.		
Operating Budget Impact	N/A; federal highway operations are the responsibility of Caltrans.		

Smart Freeways (003051)
Continue environmental clearance, design, and commence construction of a pilot project to install a smart freeway system on northbound I-15 in the city of Temecula. The estimated total project cost is $14 million.

FY 2022/23 Cost	$	1,400,000	Engineering
	$	10,300,000	Construction
	$	833,000	Other project-related costs
Funding Impact	Costs funded using federal STBG and Measure A new corridor funds.		
Operating Budget Impact	Operations costs during the pilot period of two years will be included in the construction contract costs.		

Various Western Riverside County Transportation Efficiency Corridor Projects (P003040, P003041, P003042 & P003043)

Provide funding and support to local jurisdictions for the engineering, construction, and right of way activities related to four Western County projects including I-15/Limonite interchange, Hamner bridge widening, and Jurupa Avenue and McKinley grade separation projects funded by SB 132.

FY 2022/23 Cost	$	850,000	Engineering
	$	93,047,000	Construction
	$	5,615,000	Right of way
Funding Impact	Costs funded using state SB 132 funds.		
Operating Budget Impact	N/A; federal highway operations are the responsibility of Caltrans; grade separation operations are the responsibility of the local jurisdiction.		

Various Western County Highway Projects (P003001, P003005, P003017, P003023, P003038, P003056, P003057, P005136, P223999, P613999, P615133, P622402, P623994, P623999 & P735000)

Provide funding and support to various Western County highway and grade separation projects, including the I-15 smart corridor; I-15 Express Lanes Ingress/Egress project; close-out of Pachappa Underpass, SR-91 HOV lanes from Adams Street to the 60/91/215 interchange, and the 60/215 East Junction HOV lane connectors; and to continue development of the SR-74 corridor-Ethanac Road project.

FY 2022/23 Cost	$	3,028,200	Engineering
	$	3,700,400	Construction
	$	82,500	Right of way
	$	2,996,600	Other project-related costs
Funding Impact	Costs funded using primarily 1989 and 2009 Measure A highway funds.		
Operating Budget Impact	N/A; federal highway operations are the responsibility of Caltrans.		

Various Western County Measure A and TUMF Regional Arterial Projects (P005200, P005209, P005210, P005116, P005127, P005137, P663041, P663042 & P725000)

Provide Western County Measure A and TUMF funding and support through the Planning and Programming Department for the engineering, right of way, and construction activities related to various Western County Measure A and TUMF regional arterial projects approved by the Commission. Total project costs approved for MARA and TUMF regional arterial projects approximate $143 million.

FY 2022/23 Cost	$	2,210,000	Engineering
	$	22,074,000	Construction
	$	15,420,000	Right of way
	$	59,000	Other project-related costs
Funding Impact	Costs funded using TUMF regional arterial and 2009 Measure A regional arterial funds with various local jurisdictions as lead agency for their respective projects.		
Operating Budget Impact	N/A; regional arterial operations are the responsibility of the local jurisdictions.		

Rail Projects

Riverside Layover Facility (P653822)
Closeout construction of improvements to Metrolink's West Layover Facility north of the Riverside Downtown station. Improvements include expansion of the facility to accommodate three storage tracks with an overall storage capacity of three 6-train sets. The total estimated project cost is $6.3 million.

FY 2022/23 Cost	$	115,000	Engineering
	$	5,000	Construction
	$	25,300	Other project-related costs
Funding Impact	Costs funded using FTA Section 5307 grant funds.		
Operating Budget Impact	Operations will be the responsibility of SCRRA.		

Moreno Valley – March Field Station Upgrade (P004026)
Begin construction to add an additional platform, rehabilitate and replace an existing second track, and add a new signal system. Engineering is complete, but design support will be necessary during construction; construction is expected to be completed in 2023. The total project cost is estimated at $40 million.

FY 2022/23 Cost	$	275,000	Engineering
	$	14,800,000	Construction
	$	35,000	Right of way
	$	375,100	Other project-related costs
Funding Impact	Costs funded using FTA Section 5307 grant funds.		
Operating Budget Impact	Operations will be the responsibility of the Commission and are funded using 2009 Measure A Western County rail funds.		

Riverside-Downtown Station Improvements Project (P004027)
Continue environmental studies for expanding operational flexibility through the construction of an additional center platform and associated tracks on the south side of the station, extend the existing pedestrian bridge, and add an additional elevator for the new platform. Engineering, construction, and right of way are expected to be completed by 2024. The total project cost is estimated at $60 million.

FY 2022/23 Cost	$	1,705,000	Engineering
	$	450,000	Right of way
	$	763,800	Other project-related costs
Funding Impact	Costs funded using FTA Section 5307 grant funds.		
Operating Budget Impact	Operations will be the responsibility of the Commission and are funded using 2009 Measure A Western County rail funds.		

Station Rehabilitation and Security (P004011)

Provide funding and support for station upgrades, improvements and security at the Riverside Downtown, Riverside – La Sierra, Corona – North Main, West Corona, Moreno Valley – March Field, and Perris - South stations. Improvements include solar panel installation, parking lot repaving and restriping, elevator modernization, high-definition camera replacement, fencing, ATP passenger access, signage, station painting, and walk-way improvements. This is an ongoing project.

FY 2022/23 Cost	$ 2,550,000	Property improvements (capital outlay)
	$ 163,000	Other project-related costs
Funding Impact	Costs funded using FTA, Mobile Source Air Pollution Reduction Review Committee, LCTOP, SB 1, and 2009 Measure A Western County rail funds.	
Operating Budget Impact	Operations will be the responsibility of the Commission and are funded using 2009 Measure A Western County rail funds.	

Various Western County Rail Projects (P652402 & P654199)

Provide Measure A funding and support for right of way activities related to various rail projects.

FY 2022/23 Cost	$ 152,500	Right of way
	$ 150,000	Property improvements (capital outlay)
	$ 3,486,500	Other project-related costs
Funding Impact	Costs funded using 2009 Measure A Western County rail funds.	
Operating Budget Impact	N/A; these rail projects may be improvements beyond the rail station boundaries that benefit local jurisdictions that are responsible for operations in those areas.	

Local Streets and Roads

Western County Area
Distribute local return funding for local streets and roads projects in Western County.

FY 2022/23 Cost	$ 857,000	Banning
	1,512,000	Beaumont
	274,000	Calimesa
	262,000	Canyon Lake
	5,726,000	Corona
	1,997,000	Eastvale
	2,531,000	Hemet
	3,557,000	Jurupa Valley
	1,985,000	Lake Elsinore
	2,646,000	Menifee
	5,710,000	Moreno Valley
	3,484,000	Murrieta
	931,000	Norco
	3,001,000	Perris
	10,257,000	Riverside
	1,310,000	San Jacinto
	4,120,000	Temecula
	928,000	Wildomar
	7,829,000	Riverside County
	58,917,000	Total Western County
	(142,700)	Less: Allocation of administrative costs
	$ 58,774,300	Total Western County, net
Funding Impact	All costs distributed in accordance with 2009 Measure A local streets and roads funds.	
Operating Budget Impact	N/A; local streets and roads operations are the responsibility of the local jurisdiction.	

Coachella Valley Area
Distribute local return funding for local streets and roads projects in Coachella Valley.

FY 2022/23 Cost	$ 1,905,000	Cathedral City
	758,000	Coachella
	624,000	Desert Hot Springs
	256,000	Indian Wells
	2,454,000	Indio
	1,865,000	La Quinta
	3,199,000	Palm Desert
	2,924,000	Palm Springs
	1,111,000	Rancho Mirage
	2,297,000	Riverside County
	17,393,000	Total Coachella Valley
	(142,700)	Less: Allocation of administrative costs
	$ 17,250,300	Total Coachella Valley, net
Funding Impact	All costs distributed in accordance with 2009 Measure A local streets and roads funds.	
Operating Budget Impact	N/A; local streets and roads operations are the responsibility of the local jurisdiction.	

Palo Verde Valley Area
Distribute local return funding for local streets and roads projects in Palo Verde Valley.

FY 2022/23 Cost	$	969,000	Blythe
		251,000	Riverside County
		1,220,000	Total Palo Verde Valley
		(142,700)	Less: Allocation of administrative costs
	$	1,077,300	Total Palo Verde Valley, net
Funding Impact	All costs distributed in accordance with 2009 Measure A local streets and roads funds.		
Operating Budget Impact	N/A; local streets and roads operations are the responsibility of the local jurisdiction.		

Toll Operations

Mission Statement:

Toll Operations efficiently operates express lanes with high customer satisfaction to reduce congestion, improve mobility, and manage demand.

Chart 43 – Toll Operations

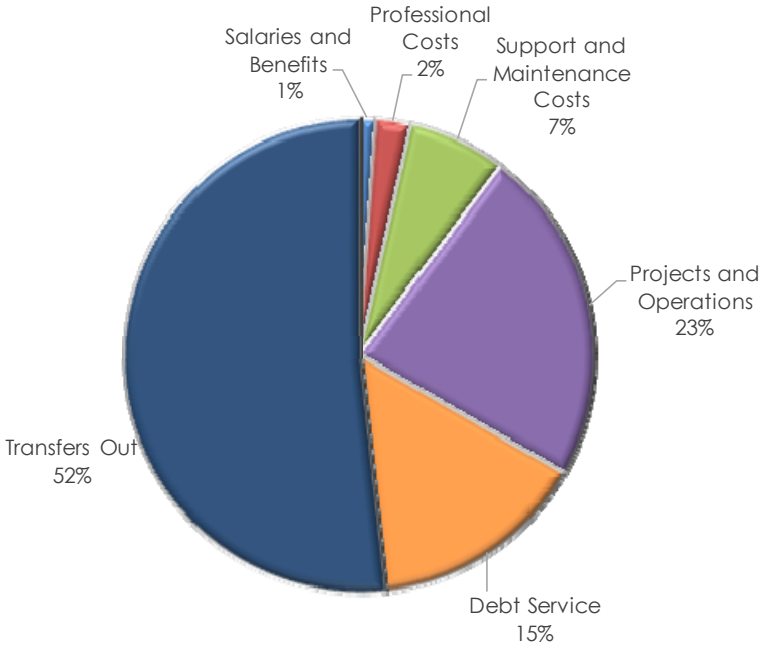

Expenditures

Toll operations expenses of $147,991,900 represent the sixth full year of operating expenses and debt service for the RCTC 91 Express Lanes and the second full year of operating expenses and debt service for the 15 Express Lanes. (Table 54).

Approximately 33% of the expenses and other uses are comprised of operations, maintenance, and support costs, when excluding debt service and transfers out. Salaries and benefits reflect a decrease of 9% due to net changes in FTE allocations, offset by an increase to the Commission's contribution to employee health benefits and a 4% pool for performance merit-based salary increases. Professional costs of $3,611,000 consist of toll services consultants, traffic and revenue consultants, financial advisors, general and specialized legal counsel, audit and financial services, and rating agency and TIFIA loan servicing fees. Support and maintenance costs of $9,895,400 include road and systems maintenance, insurance, credit card processing fees, violations enforcement, transponder costs, marketing, lease, travel, and other support costs. Program operations costs of $18,797,000 primarily includes the Commission's share of the toll contractor cost to operate the 91 Express Lanes, toll services provider cost for the 15 Express Lanes, system changes to comply with statewide technology requirements, and FSP services. Construction and design build costs of $15,139,500 relate to the RCTC 91 Express Lanes repair and rehabilitation and eastbound express lane to McKinley Avenue projects. Capital outlay of $125,000 consists of 6C transponder technology and office improvements.

Debt service of $22,201,000 reflects a 97% decrease due to the refinancing a portion of the 2013 Toll Bonds CIBs and the prepayment of the 2013 TIFIA Loan related to the 91 Project with the 2021 Toll Refunding Bonds in the prior year. Debt service for FY 2022/23 is related to interest payments for the 2021 Toll Refunding Bonds.

Transfers out relate to $74,850,000 of toll operations surplus revenues to fund the 15/91 Express Lanes Connector project and 91 COP and $1,690,000 for the administrative cost allocation.

Table 54 – Toll Operations Uses Detail

	FY 20/21 Actual	FY 21/22 Revised Budget	FY 21/22 Projected	FY 22/23 Budget	Dollar Change	Percent Change
Salaries and Benefits	$ 816,400	$ 1,855,900	$ 1,710,900	$ 1,683,000	$ (172,900)	-9%
Professional Costs						
Legal Services	136,000	438,900	135,200	610,000	171,100	39%
Audit Services	37,800	64,800	59,200	67,500	2,700	4%
Financial Advisory	85,300	10,000	126,100	136,000	126,000	1260%
Professional Services - General	1,160,800	4,813,300	2,102,700	2,797,500	(2,015,800)	-42%
Total Professional Costs	1,419,900	5,327,000	2,423,200	3,611,000	(1,716,000)	-32%
Support and Maintenance Costs	3,438,300	8,775,500	5,152,300	9,895,400	1,119,900	13%
Projects and Operations						
Program Operations	9,520,600	21,611,500	14,892,400	18,797,000	(2,814,500)	-13%
Engineering	-	150,000	-	-	(150,000)	-100%
Construction	1,393,000	9,783,000	1,184,000	9,756,000	(27,000)	0%
Design Build	395,900	3,585,000	6,083,500	5,383,500	1,798,500	50%
Total Projects and Operations	11,309,500	35,129,500	22,159,900	33,936,500	(1,193,000)	-3%
Capital Outlay	-	180,000	43,800	125,000	(55,000)	-31%
Debt Service	7,119,900	696,655,900	27,317,500	22,201,000	(674,454,900)	-97%
Transfers Out	2,358,400	20,428,700	7,001,400	76,540,000	56,111,300	275%
TOTAL Toll Operations	$ 26,462,400	$ 768,352,500	$ 65,809,000	$ 147,991,900	$ (620,360,600)	-81%

Toll Operations Staffing Summary

Position	FY 20/21	FY 21/22	FY 22/23
Accounting Assistant	0.02	0.00	0.00
Capital Project Manager	0.12	0.00	0.00
Chief Financial Officer	0.07	0.03	0.10
Deputy Director of Finance	0.03	0.06	0.06
Deputy Director of Financial Administration	0.04	0.10	0.00
Deputy Executive Director	0.04	0.02	0.07
Executive Director	0.02	0.03	0.07
External Affairs Director	0.00	0.02	0.01
Facilities Administrator	0.03	0.10	0.10
Financial Analyst	0.98	1.00	0.95
IT Administrator	0.00	0.00	0.02
Legislative Affairs Manager	0.00	0.00	0.01
Procurement Analyst	0.00	0.10	0.05
Procurement Manager	0.01	0.05	0.10
Public Affairs Manager	0.00	0.09	0.00
Senior Administrative Assistant	0.07	0.00	0.03
Senior Capital Project Manager	0.00	0.40	0.15
Senior Financial Analyst	0.26	0.40	0.40
Senior Management Analyst	1.15	2.02	1.90
Senior Procurement Analyst	0.00	0.08	0.05
Toll Customer Service Manager	0.00	1.00	0.95
Toll Operations Director	0.39	0.86	0.68
Toll Project Delivery Director	0.49	0.70	0.10
Toll Systems Engineer	0.00	1.00	0.90
Toll Technology Manager	0.45	0.86	0.68
FTE	4.17	8.92	7.38

Department Overview

Express Lanes Planning History

In December 2006, the Commission adopted the Western Riverside County Delivery Plan that served as a 10-year capital improvement plan from 2009-2019 for Western County freeways and highways. To address unprecedented population, economic, and travel demand growth in Western County, the Commission desired to provide freeway corridor improvements beyond what traditional funding sources would be able to provide. The Commission studied innovative funding sources, including tolling, in advance of the adoption of the Western Riverside County Delivery Plan as a means to provide more transportation improvements.

In 2006, the Commission conducted a toll feasibility study that determined that SR-91 and I-15 were both feasible corridors to introduce tolling via high occupancy toll lanes (now referred to as express lanes). The Western Riverside County Delivery Plan detailed ambitious improvements to the SR-91 and I-15 corridors including the addition of two tolled express lanes in each direction and the ability to operate and maintain these tolled express lanes for a long-term period. The Commission's commitment in 2006 to tolling also indicated its future intent to become an operating toll agency and establish the Toll Operations Department. In FY 2017/18, the Commission initiated a second toll feasibility study (Next Generation Toll Feasibility Study) to assist in the determination of the location and type of future toll projects. In FY 2019/20, the Commission initiated project development activities for the 15 Express Lanes–Southern Extension, which are included in the Capital Project Development and Delivery Department.

Express Lanes Operations

The Toll Operations Department, as supported by contractors, is responsible for the management of express lanes in Riverside County. In addition to operations and maintenance, the responsibilities include toll system design, implementation, violations enforcement, customer service, and associated traffic and incident management. Toll Operations provides direct oversight to the toll services operators and roadside system contractor and administers contracts with the California Highway Patrol for toll enforcement, Caltrans for road maintenance, and various maintenance contracts. The Commission utilizes a marketing services consultant for planning and implementing marketing efforts related to the RCTC 91 Express Lanes and the 15 Express Lanes.

Monitoring and reporting on actual toll transactions and related toll revenues is a primary responsibility for Toll Operations. Staff compares actual transactions and revenue to investment grade study projections adopted by the Commission. In addition to monitoring toll revenues, Toll Operations monitors and analyzes operation and maintenance costs during the fiscal year.

Toll Operations manages the operations and maintenance activities for the new Regional Operations Center and the Facilities and Maintenance Building in Corona, as the Commission purchased these facilities for express lanes operations.

Toll Operations supports project development by providing comprehensive input to the tolling concept of operations, contractor procurements, agency agreements, public outreach, Regional Operations Center development, and toll policies and business rules.

<u>RCTC 91 Express Lanes</u>

In March 2022, the Commission completed its fifth full year of operation of the RCTC 91 Express Lanes. The completed 91 Project connects the OCTA 91 Express Lanes with the RCTC 91 Express Lanes using a two-mile long mixing area, allowing vehicles to use either or both sections of the 91 Express Lanes (Chart 44). The RCTC 91 Express Lanes continue approximately eight miles to the I-

15 interchange in Riverside County. A two-lane (one lane in each direction) direct tolled connector approximating 2.8 miles provides the RCTC 91 Express Lanes with access/egress to I-15 south of the SR-91/I-15 interchange. The Commission has the authority to charge tolls on the RCTC 91 Express Lanes for 50 years through March 2067, based on a cooperative agreement between the Commission and Caltrans.

Chart 44 – RCTC 91 Express Lanes

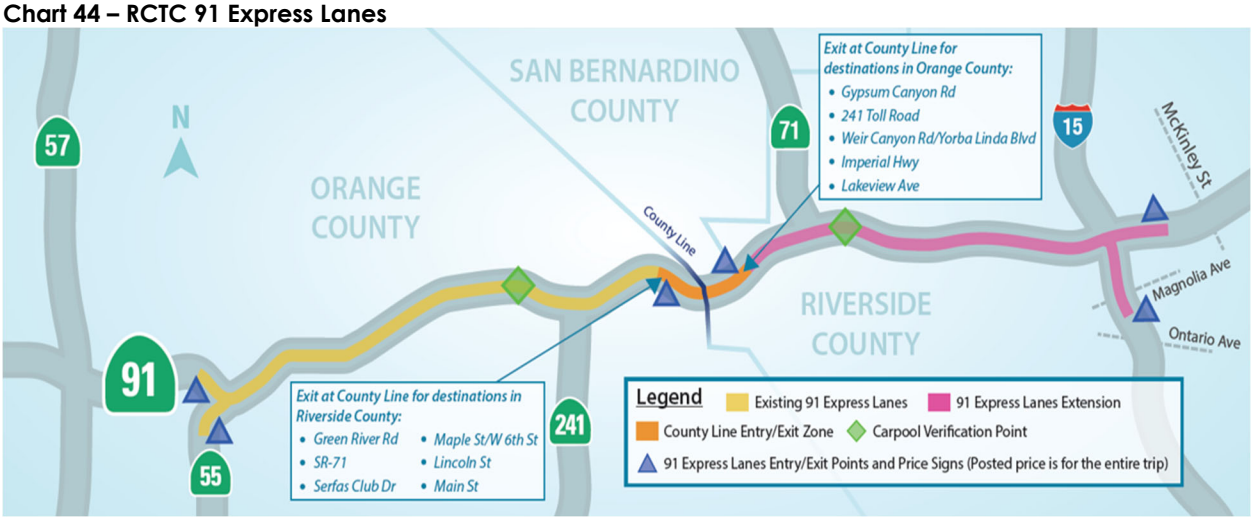

OCTA owns and operates the Orange County portion of the 91 Express Lanes. Under a cooperative agreement, the Commission and OCTA use the same operator for the back office and customer service center operations of the 91 Express Lanes. The Toll Operations Center and administrative offices are located in Anaheim and the Customer Service Center in Corona. The joint operation of the 91 Express Lanes provides for cost sharing and a seamless customer experience. Staff coordinates ongoing joint 91 Express Lanes marketing efforts with OCTA.

In March of 2022, a new back-office system was implemented and the operations services provided under a new contract with Cofiroute USA.

While the Commission and OCTA jointly operate and maintain the 91 Express Lanes, tolls for each of the RCTC 91 Express Lanes and the OCTA 91 Express Lanes are charged independently and reported separately. In connection with a master custodian agreement between the Commission and OCTA, tolls related to the RCTC 91 Express Lanes and the Commission's portion of non-toll revenues are deposited with the Commission's trustee into the trust estate for the RCTC 91 Express Lanes. The Commission uses these revenues to pay for operation and maintenance expenses and debt service as well as fund repair and rehabilitation reserves.

<u>15 Express Lanes</u>

In April 2021, the Commission opened the 15 Express Lanes which generally includes two lanes in each direction of the center median from Cajalco Road to SR-60, approximately 15 miles in each direction.

Similar to the RCTC 91 Express Lanes, the Commission has the authority to charge tolls on the 15 Express Lanes for 50 years after opening through April 2071 based on a cooperative agreement between the Commission and Caltrans.

Chart 45 – 15 Express Lanes

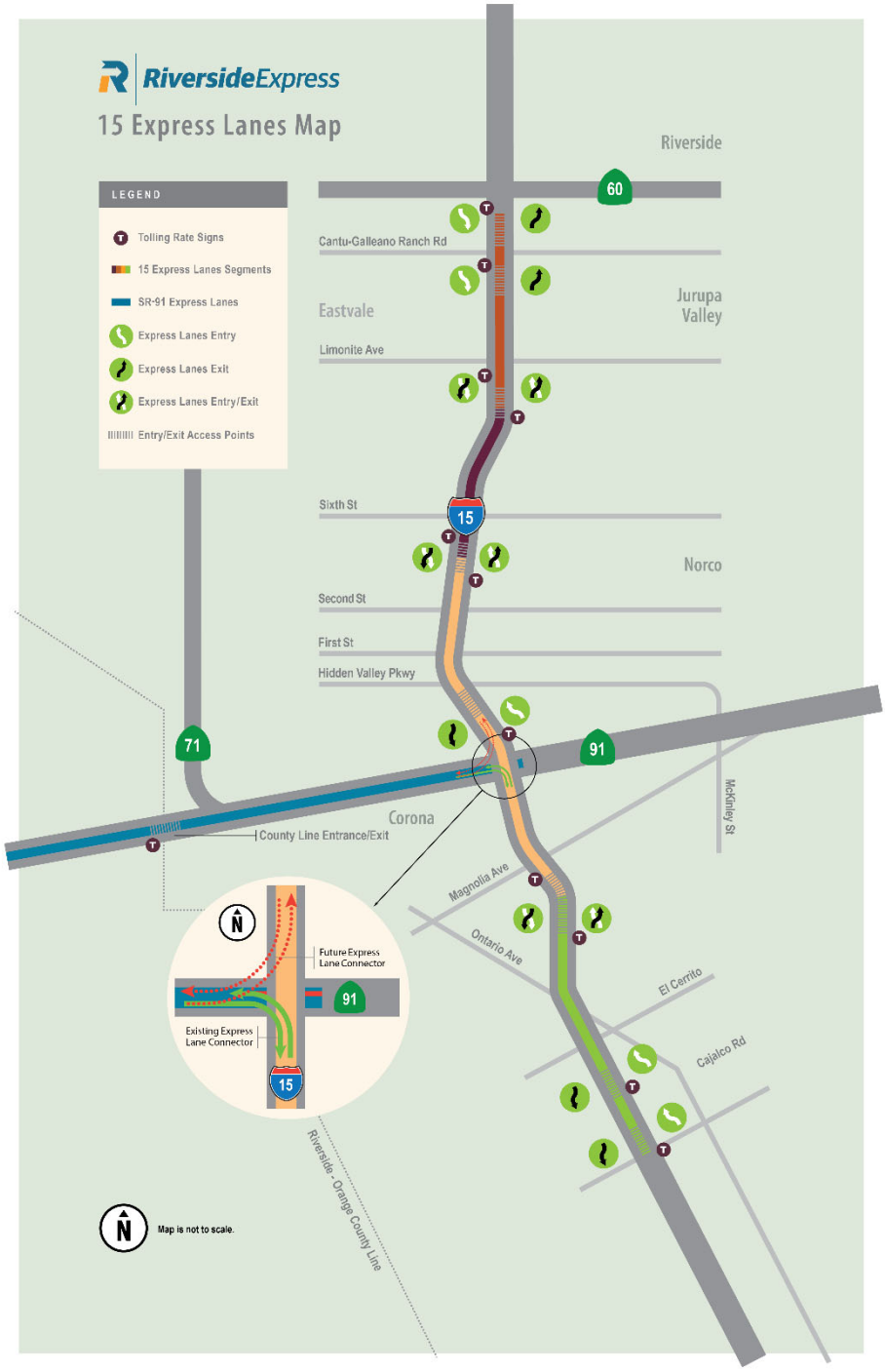

The 15 Express Lanes operator provides back office, customer service, and roadside toll system operations from the Regional Operations Center in Corona. Tolls and non-toll revenues related to the 15 Express Lanes are deposited with the Commission's trustee into the trust estate for the 15 Express Lanes. The Commission will use these revenues to pay for operation and maintenance expenses and debt service as well as fund repair and rehabilitation reserves.

Future Express Lanes Facilities

The Commission is actively constructing a tolled express lanes connector between the existing RCTC 91 Express Lanes and the 15 Express Lanes to the north of the 15/91 Express Lanes Connector. This future express connector will allow the RCTC 91 Express Lanes and the 15 Express Lanes customers to seamlessly transition from the RCTC 91 Express Lanes to and from the 15 Express Lanes to the north. The 15/91 Express Lanes Connector is expected to open in 2023. The Capital Projects Development and Delivery Department manages the project.

The Commission is also in project development for the I-15 Express Lanes – Southern Extension. The proposed project is to add two express lanes in each direction on the I-15 between SR-74 and Cajalco Road. The project proposes to extend express lanes south of the 15 Express Lanes. Public scoping of the project was completed in November 2019 and an Environmental Impact Report/Environmental Assessment is the environmental document. Engineering and environmental studies are ongoing and will continue through FY 2023/24. Project development activities began in September 2017 when the Board approved STIP funds for the next phase of project development. Preliminary engineering and environmental studies commenced in May 2019 with execution of a consultant contract. The Capital Projects Development and Delivery Department manages the project.

The Commission is jointly developing with OCTA, Caltrans, and the Transportation Corridor Agencies the 241/91 Express Lanes Connector. This future facility will provide a direct connection to and from the median of the RCTC 91 Express Lanes to the SR-241 toll road. In 2019, the agencies approved a term sheet that set forth key areas of agreement for this facility. Currently, Commission staff is actively developing the project as part of a multi-agency project development effort with a focus on the future pricing and operations of the connector. This facility is expected to open in 2025.

In December 2020, SBCTA received notification of significant SB 1 grant funding that will partially fund additional express lanes on the I-15 corridor from Cantu-Galleano Ranch Road in Riverside County to Foothill Boulevard in San Bernardino County. Commission staff is seeking CMAQ funds to close the funding gap in the Riverside County segment. This project will result in approximately two additional miles of two express lanes in each direction for the Commission from Cantu-Galleano Ranch Road to the county line. This SBCTA-led project will effectively become a northern extension of the Commission's existing 15 Express Lanes. The daily operations and maintenance of this northern extension are under discussion with SBCTA.

State and Regional Toll Efforts

Toll Operations is also working on several important efforts related to tolling.

The Commission is a member of, and staff is actively involved in the CTOC, which addresses many statewide toll issues including toll technology to improve the customer experience across the state, create synergy among toll agencies, improve legislation related to tolling, and comply with State's Title 21 transition to new 6c transponder technology.

Commission staff also participates in and provides input to regional studies performed by Caltrans District 8 and SCAG related to managed lanes (including express lanes, toll policies, and issues related to regional express lane networks).

Cash Flows from Toll Operations

The Commission pledged toll revenues as security for the toll-supported debt for the RCTC 91 Express Lanes and 15 Express Lanes. Information regarding toll debt is included in Fund Budgets/Enterprise Fund discussion.

For FY 2022/23, the Commission will deposit approximately $3.5 million, to the extent available, to the RCTC 91 Express Lanes repair and rehabilitation fund. Toll Operations expenditures include $13.7 million for major repair and rehabilitation expenses permitted under the master indenture.

91 Express Lanes Roadside and System Repair and Rehabilitation (P009103 & 009104)
The Commission has commenced asphalt overlays of pavement, concrete slab replacement, concrete pavement joint repair and other necessary repairs on SR-91 from I-15 to Auto Center Drive related to an existing underlying native soil condition that has experienced settlement since 91 Project construction. This work is ongoing and expected to be completed in FY 2022/23. The installation of the new back-office system was performed in FY 2021/22. Minor additional work will be performed in FY 2022/23 to complete the final testing.

FY 2022/23 Cost	$	9,756,000	Construction
	$	2,631,800	Design-build
	$	1,020,000	Capital outlay
	$	333,800	Other project-related costs
Funding Impact	Costs funded with RCTC 91 Express Lanes repair and rehabilitation funds.		
Operating Budget Impact	Daily operations and maintenance are the responsibility of the RCTC 91 Express Lanes.		

The RCTC 91 Express Lanes surplus toll revenue funds will support the design-build and other related costs for development and completion of the 241/91 Express Lanes Connector and 91 Express Lanes eastbound lane to McKinley Avenue projects.

241/91 Express Lanes Connector (913033)
Construct a direct connector between the 241 toll road and 91 Express Lanes carrying northbound 241 toll road traffic to the eastbound 91 Express Lanes and westbound 91 Express Lanes traffic to the southbound 241 toll road.

FY 2022/23 Cost	$	100,000	Design-build
	$	678,800	Other project-related costs
Funding Impact	Costs funded with RCTC 91 Express Lanes surplus toll revenue funds.		
Operating Budget Impact	Daily operations and maintenance will become part of the 91 Express Lanes and the joint responsibility of TCA, OCTA and the RCTC Toll Operations Department.		

91 Express Lanes eastbound lane to McKinley Avenue (913054)
On eastbound SR-91, in western Riverside County in the City of Corona, the Commission will add a second toll express lane from the exit to the express lane connectors (just east of the Main Street undercrossing) to the beginning of the SR-91 HOV lane just east of the Promenade Avenue overcrossing.

FY 2022/23 Cost	$ 2,651,700	Design-build
	$ 25,000	Other project-related costs
Funding Impact	Costs funded with RCTC 91 Express Lanes surplus toll revenue funds.	
Operating Budget Impact	Daily operations and maintenance are the responsibility of the RCTC 91 Express Lanes.	

For FY 2022/23, the Commission will deposit approximately $557,800 to the extent available, to the 15 Express Lanes repair and rehabilitation reserve fund. There are no major repair and rehabilitation expenses anticipated in FY 2022/23.

The 15 Express Lanes Engineer's Technical Report projected operations and maintenance costs of approximately $16 million (as adjusted by an escalation factor of 2.5%), whereas the FY 2022/23 budget is approximately $15.7 million. The FY 2022/23 budgeted costs are within the Engineer's Technical Report projection. In accordance with the 2017 TIFIA Loan agreement, expenses that account for any portion over 10% require additional explanation.

The projected cash flows for the RCTC 91 Express Lanes and the 15 Express Lanes for the year ending June 30, 2023 are presented in Table 55. The cash balances at June 30, 2023 include surplus toll revenues.

Table 55 – RCTC 91 Express Lanes and 15 Express Lanes Projected Cash Flows FY 2022/23

	RCTC 91 Express Lanes	15 Express Lanes
Cash balance at July 1, 2022 as projected	$ 180,512,100	$ 41,041,600
Cash flows from operating activities:		
Sources of operating funds:		
Toll revenue	57,566,000	29,435,000
Non-toll revenue	6,478,800	4,292,000
Reimbursements from other governments	-	100,000
Total sources of operating funds	64,044,800	33,827,000
Uses of funds for operations and maintenance:		
Salaries and benefits	805,500	736,700
Professional costs	1,721,500	1,129,500
Support and maintenance costs	5,784,100	4,111,300
Projects and operations	8,391,100	9,249,100
Capital outlay	115,000	10,000
Administrative allocation to General fund	1,244,700	445,300
Total uses of funds for operations and maintenance	18,061,900	15,681,900
Net cash provided by operations	45,982,900	18,145,100
Cash flows from non-capital financing activities:		
Repair and rehabilitation costs	(13,741,600)	-
Use of surplus for development of 241/91 connector agreements	(778,800)	-
Use of surplus for 15/91 Express Lanes Connector	(74,850,000)	-
Use of surplus for 91 Express Lanes eastbound to McKinley Avenue	(2,676,700)	-
Net cash provided by (used for) non-capital financing activities	(92,047,100)	-
Cash flows from capital and related financing activities:		
Interest paid on 2013 Toll Bonds and 2021 Toll Refunding Bonds	(22,201,000)	-
Net cash provided by capital and related financing activities	(22,201,000)	-
Cash flows from investing activities:		
Interest on investments	112,200	59,200
Net cash provided by investing activities	112,200	59,200
Net increase (decrease) in cash	(68,153,000)	18,204,300
Cash balance at June 30, 2023, as projected	$ 112,359,100	$ 59,245,900

Department Goals

TO1 – Provide effective communication of project progress and toll operations to the Board members, city councils, County Board of Supervisors, Caltrans, CTC, Federal Highway Administration, TIFIA, and bondholders. *(Policy Goal: Operational Excellence)*

TO2 – Focus on timely and effective completion of toll-related capital projects and implementation of needed transportation services. *(Policy Goals: Quality of Life, Connecting the Economy, Responsible Partner*)

TO3 – Support regional transportation solutions in cooperation with toll operators in surrounding counties that are of benefit to Riverside County. *(Policy Goals: Quality of Life, Operational Excellence, Responsible Partner)*

ID	Toll Operations Performance Measures and Results	FY 20/21 Estimated	FY 20/21 Actual [1]	FY 21/22 Estimated	FY 21/22 Estimated Actuals	FY 22/23 Projected
TO1	Toll transactions • 91 Express Lanes • 15 Express Lanes	 16,136,000 5,137,800	 13,025,785 4,172,000	 11,694,745 18,235,261	 14,259,691 23,632,225	 15,423,506 23,507,444
TO1	Toll revenues • 91 Express Lanes • 15 Express Lanes	 $34,656,400 $3,765,400	 $39,930,166 $4,948,628	 $35,849,900 $21,629,800	 $51,295,924 $30,247,371	 $57,566,000 $29,435,000
TO1	Non-toll revenues, excluding investment income • 91 Express Lanes • 15 Express Lanes	 $6,101,400 $22,500	 $6,319,442 $571,176	 $5,702,000 $2,367,710	 $6,675,200 $4,329,400	 $6,478,800 $4,292,000

[1] 15 Express Lanes project was substantially completed and opened to traffic in April 2021.

Appendix A – Glossary of Acronyms

AB	–	Assembly Bill
ATP	–	Active Transportation Program
BABs	–	Build America Bonds
Bechtel	–	Bechtel Infrastructure
BNSF	–	BNSF Railway
Board	–	Board of Commissioners for the Riverside County Transportation Commission
CAB	–	Capital Appreciation Bonds
California	–	State of California
CalPERS	–	California Public Employees Retirement System
CalSTA	–	California State Transportation Agency
Caltrans	–	California Department of Transportation
Capital Projects	–	Capital Projects Development and Delivery, a RCTC department
CARES Act	–	Coronavirus Aid, Relief, and Economic Security Act enacted in March 2020 to support the federal government's response and help businesses and individuals in regard to COVID-19
CCTV	–	Closed-Circuit Television
CDTFA	–	California Department of Tax and Fee Administration
CEQA	–	California Environmental Quality Act
CETAP	–	Community Environmental Transportation Acceptability Process
CFAC	–	California Freight Advisory Committee
CHSRA	–	California High Speed Rail Authority
CIB	–	Current Interest Bonds
CIP	–	Capital Improvement Plan
CMA	–	Congestion Management Agency
CMAQ	–	Congestion Mitigation and Air Quality
CMP	–	Congestion Management Program
COLA	–	Cost of Living Adjustment
Commission	–	Riverside County Transportation Commission
County	–	County of Riverside
COVID-19	–	An infectious disease caused by a newly discovered coronavirus that created a worldwide pandemic
CPI	–	Consumer Price Index
CSTAC	–	Citizens and Specialized Transit Advisory Committee
CTC	–	California Transportation Commission
CTOC	–	California Toll Operators Committee
CVAG	–	Coachella Valley Association of Governments
DBE	–	Disadvantaged Business Enterprise
District	–	Riverside County Regional Park and Open Space District
EIR/EIS	–	Environmental Impact Report/Environmental Impact Study
ERP	–	Enterprise Resource Planning
Fitch	–	Fitch Ratings
FRA	–	Federal Railroad Administration
FSP	–	Freeway Service Patrol
FTA	–	Federal Transit Administration
FTE	–	Full-time Equivalent
FTIP	–	Federal Transportation Improvement Program
FY	–	Fiscal Year
Gann	–	Gann Initiative approved by California voters in 1979
GASB	–	Governmental Accounting Standards Board
GFOA	–	Government Finance Officers Association

GHG	–	Greenhouse Gas
HCP	–	Habitat Conservation Plans
HIP	–	Highway Infrastructure Program
HOV	–	High Occupancy Vehicle (Carpool Lane)
HSIPR	–	High Speed Intercity Passenger Rail
I	–	Interstate
IE Commuter	–	Inland Empire Commuter rideshare system
IE CMCP	–	Inland Empire Comprehensive Multimodal Corridor Plan
Inland Empire	–	Region covering Riverside and San Bernardino counties
LCTOP	–	Low Carbon Transit Operations Programs
LDMF	–	Local Development Mitigation Fee
LOSSAN	–	Los Angeles-San Diego-San Luis Obispo, a rail corridor
LPP	–	Local Partnership Program, an SB 1 funding category
LRTS	–	Long Range Transportation Study
LTF	–	Local Transportation Fund
MAAC	–	Member Agency Advisory Committee
MARA	–	2009 Measure A Regional Arterial funding for Western County
MCP	–	Mid County Parkway
Measure K	–	Increase of sales tax revenue bonds debt limit to $975 million approved by voters in November 2010
Metrolink	–	Operating name for SCRRA (see SCRRA)
MOE	–	Maintenance of Effort
Moody's	–	Moody's Investors Service
MOU	–	Memorandum of Understanding
MPO	–	Metropolitan Planning Organization
MSHCP	–	Multi-Species Habitat Conservation Plan
NEPA	–	National Environmental Policy Act
OCTA	–	Orange County Transportation Authority
PPM	–	Planning, Programming, and Monitoring
PVL	–	Perris Valley Line Metrolink Extension Project
RCA	–	Western Riverside County Regional Conservation Authority
RCTC	–	Riverside County Transportation Commission
RCTC 91 Express Lanes	–	Express lanes on SR-91 from the Orange County line to I-15 owned and operated by the Commission
RDOCC	–	Riverside Downtown Operations Control Center
RIP	–	Regional Improvement Program
RTA	–	Riverside Transit Agency
RTP	–	Regional Transportation Plan
RTPA	–	Regional Transportation Planning Agencies
RZEDBs	–	Recovery Zone Economic Development Bonds
S&P	–	S&P Global Ratings
SAFE	–	Service Authority for Freeway Emergencies
Sales tax	–	Reference including transaction and use tax such as Measure A
SB	–	Senate Bill
SB 1	–	Road and Repair Accountability Act of 2017, state legislation that increased state gas tax for transportation purposes and was signed by the Governor in April 2017
SB 132	–	State appropriation approved in April 2017 that provides $427 million in funding for five Riverside County Transportation Efficiency Corridor projects
SB 743	–	State legislation that created a process that changes how transportation impacts are analyzed under CEQA

SB 821	–	State legislation that provides funding for bicycle and pedestrian projects through the TDA
SBCTA	–	San Bernardino County Transportation Authority
SBE	–	Small Business Enterprise
SCAG	–	Southern California Association of Governments
SCCP	–	Solutions for Congested Corridors Program
SCRRA	–	Southern California Regional Rail Authority
SCS	–	Sustainable Communities Strategy
SDP	–	Service Development Plan
SGR	–	State of Good Repair (SB 1 Program)
SHOPP	–	State Highway Operations and Protection Program
SJBL	–	San Jacinto Branch Line
SOV	–	Single Occupant Vechicle
SR	–	State Route
SRTP	–	Short Range Transit Plan
STA	–	State Transit Assistance
State	–	State of California
STBG	–	Surface Transportation Block Grant
STIP	–	State Transportation Improvement Program
SunLine	–	SunLine Transit Agency
TAP	–	Transportation Alternatives Program
TCEP	–	Trade Corridor Enhancement Program
TDA	–	Transportation Development Act
TDM	–	Transportation Demand Management
TEA	–	Telework Employer Assistance Program
TIFIA	–	Transportation Infrastructure Finance and Innovation Act
TIP	–	Transportation Improvement Plan
TOD	–	Transit-Oriented Development
TUMF	–	Transportation/Traffic Uniform Mitigation Fee (Western County/Coachella Valley)
VMT	–	Vehicle Miles Traveled
U.S. DOT	–	United States Department of Transportation
UCR	–	University of California at Riverside
VanClub	–	RCTC's vanpool subsidy program
Western County	–	Western area of Riverside County
WRCOG	–	Western Riverside Council of Governments
15 COP	–	15 Corridor Operations Project
15 Express Lanes	–	Express lanes on I-15 in Riverside County from SR-60 to Cajalco Road in Corona owned and operated by the Commission; also referred to as Riverside Express
91 COP	–	91 Corridor Operations Project
91 Express Lanes	–	Tolled express lanes on SR-91 in Orange County operated by OCTA (OCTA 91 Express Lanes) and in Riverside County by the Commission (RCTC 91 Express Lanes)
91 Project	–	SR-91 corridor improvement project consisting of two tolled express lanes in each direction of SR-91 between the Orange County line and I-15 and a direct connector, the addition of a general purpose lane between SR-71 and I-15, and other improvements
1989 Measure A	–	Original 1/2 cent transportation sales tax measure approved by voters in November 1988 that expired in June 2009
2009 Measure A	–	Extension of sales tax measure approved by voters in November 2002 which became effective upon expiration of original sales tax measure on July 1, 2009 for a 30-year period

2010B Bonds	–	Sales Tax Revenue Bonds, Series B Taxable issued in November 2010
2013 Sales Tax Bonds	–	Sales Tax Revenue Bonds issued in July 2013 for the 91 Project
2013 TIFIA Loan	–	TIFIA Loan executed in July 2013 for the 91 Project
2013 Toll Bonds	–	Toll Revenue Bonds issued in July 2013 for the 91 Project as two series (current interest bonds and capital appreciation bonds)
2016 Refunding Bonds	–	Sales Tax Revenue Refunding Bonds issued in September 2016 to refund the Series A portion of bonds issued in 2009
2017 TIFIA Loan	–	TIFIA Loan executed in July 2017 for the I-15 Express Lanes project
2017A Bonds	–	Sales Tax Revenue Bonds issued in July 2017 for the I-15 Express Lanes project and completion of the 91 Project
2017B Refunding Bonds	–	Sales Tax Revenue Refunding Bonds issued in December 2017 to refund all of the outstanding 2010A Bonds and a portion of the 2013 Sales Tax Bonds
2018 Refunding Bonds	–	Sales Tax Revenue Refunding Bonds issued in April 2018 to refund all of the Series B and Series C bonds issued in 2009
2021 Toll Refunding Bonds	–	RCTC 91 Express Lanes senior and second lien toll revenue bonds approved by the Commission in March 2020 to refund 2013 Toll Bonds (current interest bonds) and 2013 TIFIA Loan; the marketing and sale of the bonds was suspended due to the COVID-19 crisis and related market disruption but is anticipated to be completed in fall 2021

Appendix B – Salary Schedule Effective 7/14/2022

Department	FTE	Range No.	Monthly Minimum	Monthly Maximum	Exempt / Non-Exempt
ADMINISTRATION					
Administrative Assistant	1	17	$ 4,529	$ 6,114	NE
Administrative Services Director/Clerk of the Board	1	57	$ 12,160	$ 16,417	E
Deputy Clerk of the Board	1	33	$ 6,723	$ 9,076	NE
Human Resources Assistant	1	17	$ 4,529	$ 6,114	NE
Human Resources Manager	1	53	$ 11,017	$ 14,873	E
IT Administrator	1	45	$ 9,042	$ 12,207	E
Records Technician	1	17	$ 4,529	$ 6,114	NE
Senior Administrative Assistant	2	25	$ 5,518	$ 7,449	NE
Senior Office Assistant	1	13	$ 4,103	$ 5,539	NE
Administration Subtotal	10				
CAPITAL PROJECT DEVELOPMENT AND DELIVERY					
Capital Projects Manager	2	55	$ 11,575	$ 15,626	E
Facilities Administrator	1	45	$ 9,042	$ 12,207	E
Project Delivery Director	1	71	$ 17,182	$ 23,196	E
Right of Way Manager	1	57	$ 12,160	$ 16,417	E
Senior Capital Projects Manager	2	65	$ 14,816	$ 20,002	E
Senior Management Analyst	3	43	$ 8,606	$ 11,619	E
Capital Project Development and Deliery Subtotal	10				
EXECUTIVE MANAGEMENT					
Deputy Executive Director	1	75	$ 18,966	$ 25,604	E
Executive Director	1	83	$ 23,108	$ 31,196	E
Executive Management Subtotal	2				
FINANCE					
Accountant	2	35	$ 7,064	$ 9,536	E
Accounting Assistant	2	17	$ 4,529	$ 6,114	NE
Accounting Supervisor	1	45	$ 9,042	$ 12,207	E
Accounting Technician	2	25	$ 5,518	$ 7,449	NE
Chief Financial Officer	1	67	$ 15,566	$ 21,015	E
Deputy Director of Finance	1	57	$ 12,160	$ 16,417	E
Deputy Director of Financial Administration	1	57	$ 12,160	$ 16,417	E
Financial Analyst	1	35	$ 7,064	$ 9,536	E
Procurement Analyst	1	35	$ 7,064	$ 9,536	E
Procurement Manager	1	53	$ 11,017	$ 14,873	E
Senior Financial Analyst	1	43	$ 8,606	$ 11,619	E
Senior Procurement Analyst	1	43	$ 8,606	$ 11,619	E
Finance Subtotal	15				
EXTERNAL AFFAIRS					
Community Engagement Manager	1	51	$ 10,486	$ 14,156	E
Commuter/Motorist Assistance Manager	1	51	$ 10,486	$ 14,156	E
External Affairs Director	1	63	$ 14,102	$ 19,038	E
Legislative Affairs Manager	1	51	$ 10,486	$ 14,156	E
Public Affairs Manager	1	51	$ 10,486	$ 14,156	E
Senior Management Analyst	4	43	$ 8,606	$ 11,619	E
External Affairs Subtotal	9				
MULTIMODAL SERVICES					
Management Analyst	1	35	$ 7,064	$ 9,536	E
Multimodal Services Director	1	63	$ 14,102	$ 19,038	E
Rail Manager	1	51	$ 10,486	$ 14,156	E
Senior Management Analyst	1	43	$ 8,606	$ 11,619	E
Transit Manager	1	51	$ 10,486	$ 14,156	E
Multimodal Services Subtotal	5				
PLANNING AND PROGRAMMING SERVICES					
Planning and Programming Director	1	63	$ 14,102	$ 19,038	E
Planning and Programming Manager	1	51	$ 10,486	$ 14,156	E
Senior Management Analyst	2	43	$ 8,606	$ 11,619	E
Planning and Programming Services Subtotal	4				
Regional Conservation					
Accountant	1	35	$ 7,064	$ 9,536	E
Accounting Supervisor	1	45	$ 9,042	$ 12,207	E
Accounting Technician	1	25	$ 5,518	$ 7,449	NE
Administrative Assistant	1	17	$ 4,529	$ 6,114	NE
Deputy Clerk of the Board	1	33	$ 6,723	$ 9,076	NE
Financial Administration Manager	1	53	$ 11,017	$ 14,873	E
Regional Conservation Deputy Director	1	57	$ 12,160	$ 16,417	E
Regional Conservation Director	1	67	$ 15,566	$ 21,015	E
Reserve Management/Monitoring Manager	1	53	$ 11,017	$ 14,873	E
Senior Management Analyst	7	43	$ 8,606	$ 11,619	E
Regional Conservation Subtotal	16				
TOLL OPERATIONS AND PROJECT DELIVERY					
Capital Projects Manager	1	55	$ 11,575	$ 15,626	E
Senior Capital Projects Manager	2	65	$ 14,816	$ 20,002	E
Senior Management Analyst	2	43	$ 8,606	$ 11,619	E
Toll Customer Service Manager	1	53	$ 11,017	$ 14,873	E
Toll Operations Director	1	67	$ 15,566	$ 21,015	E
Toll Project Delivery Director	1	71	$ 17,182	$ 23,196	E
Toll Systems Engineer	1	45	$ 9,042	$ 12,207	E
Toll Technology Manager	1	53	$ 11,017	$ 14,873	E
Toll Operations and Project Delivery Subtotal	10				

Total Authorized Positions	
Administration	10
Capital Project Development and Delivery	10
Executive Management	2
Finance	15
External Affairs	9
Multimodal Services	5
Planning and Programming Services	4
Regional Conservation	16
Toll Operations and Project Delivery	10
Total Authorized Positions	81

Appendix B - FY 2022/23 Organization Chart

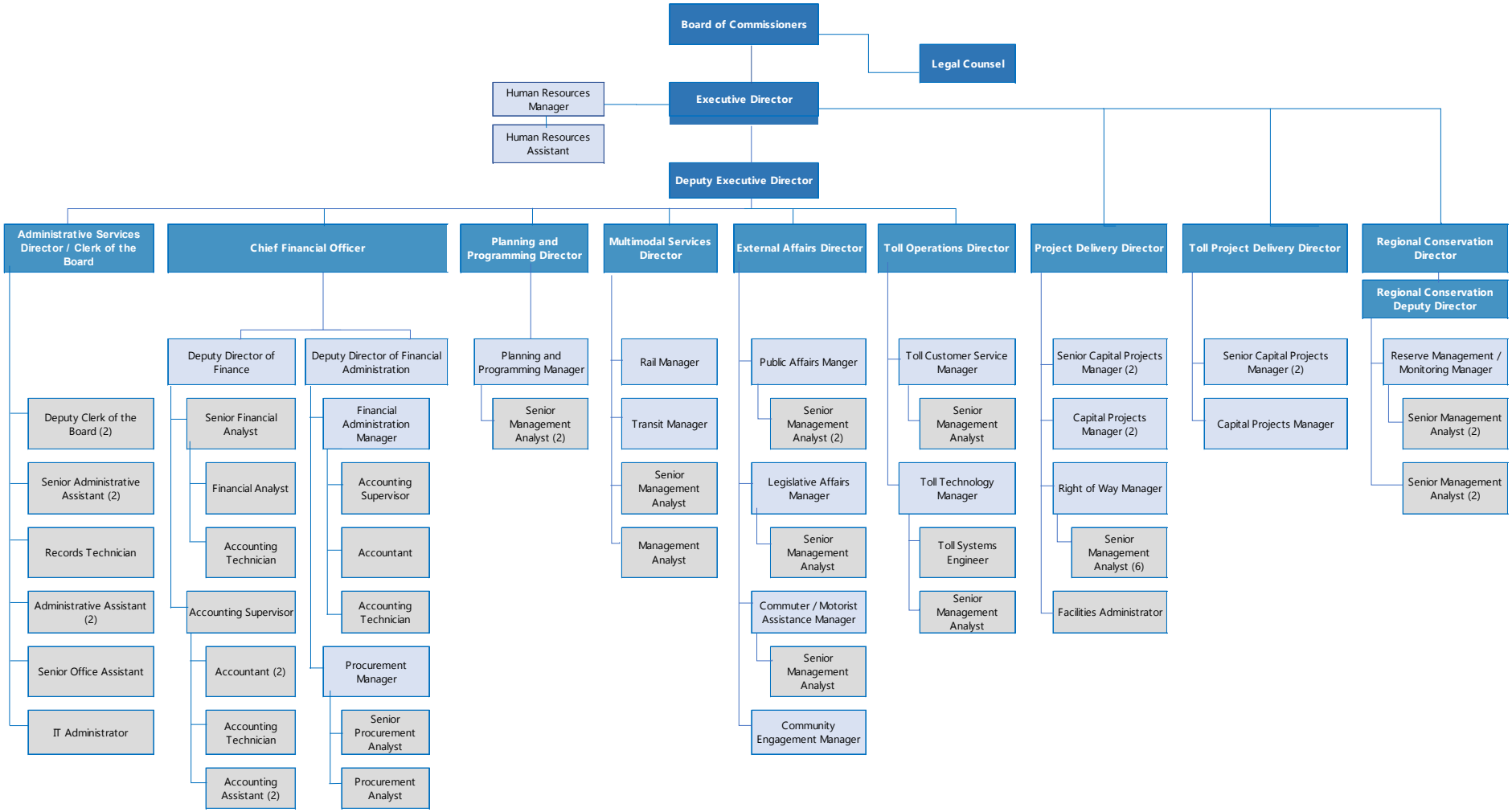

AGENDA ITEM 8

RIVERSIDE COUNTY TRANSPORTATION COMMISSION	
DATE:	May 23, 2022
TO:	Budget and Implementation Committee
FROM:	Alicia Johnson, Senior Procurement Analyst Jose Mendoza, Procurement Manager
THROUGH:	Anne Mayer, Executive Director
SUBJECT:	Recurring Contracts for Fiscal Year 2022/23

STAFF RECOMMENDATION:

This item is for the Committee to:

1) Approve the single-year recurring contracts in an amount not to exceed $14,540,448 for Fiscal Year 2022/23;
2) Approve the recurring contracts for specialized services in an amount not to exceed $3,301,373 in FY 2022/23 and $3,825,214 in FYs 2023/24 – 2026/27;
3) Authorize the Chair or Executive Director, pursuant to legal counsel review, to execute the agreements on behalf of the Commission; and
4) Forward to the Commission for final action.

BACKGROUND INFORMATION:

During ordinary course of business, professional services contracts are subject to a competitive process. However, to ensure efficiency and cost-effectiveness for the Commission's various projects and programs, staff evaluates existing contracts for professional services due to expire within the upcoming fiscal year. Specifically, these expiring contracts may be placed on the calendar for a new procurement solicitation, allowed to expire if no longer required, or included in the annual recurring contracts list that is subject to Commission approval.

This year's list of recurring contracts includes consultants that provide unique or specialized services and work closely with staff on long-term projects. Staff desires to retain certain consultants on the recurring contracts list due to the consultant's historical knowledge, unique experience, and understanding of both the Commission and its current projects. Under limited circumstances in accordance with the Procurement Policies Manual adopted in March 2021, staff believes it is more efficient and cost effective to retain the consultants on the recurring contracts list rather than re-bidding the services at this time. Approval of the recurring contracts list will allow the Commission to continue work on existing projects without interruptions and maintain consistency.

Below are the lists of proposed recurring contracts for FY 2022/23 and for specialized services through FY 2026/27, followed by a summary for each consultant supporting inclusion as a

recurring contract. Following Commission approval, staff will develop appropriate agreements or amendments for these services. Accordingly, staff recommends Commission authorization for the Chair or Executive Director to execute the agreements on behalf of the Commission.

Recurring Contracts for Fiscal Year 2022/23

These are single-year contracts with consultants. Staff recommends Commission approval of these agreements with these consultants for the aggregate amount of $14,540,448.

Schedule of Recurring Contracts for FY 2022/23					
Consultant Name	Agreement Number	Description of Services	Budget FY 21/22	Budget FY 22/23	Dollar Change
AMMA Transit Planning (AMMA)	08-26-115-16	Administration and support of Specialized Transit Program under Measure A and federal programs	$ 184,940	$ 128,000	$ (56,940)
Arellano Associates	17-15-072-03	Operation Lifesaver and Metrolink Outreach and Marketing Services	$ 150,150	$ 300,000	$ 149,850
Bartel Associates, LLC	15-19-044-03	Actuarial Valuation Services	$ 17,500	$ 18,500	1,000
BCA Watson Rice LLP	19-19-060-02	Internal audit services for pre-award audits	$ 150,000	$ 150,000	-
Bechtel Infrastructure Corporation (Bechtel)	22-31-074-00	Capital project program management services	6,941,500	7,500,000	558,500
Best, Best & Krieger LLP (BB&K)		General legal services	3,512,300	2,446,500	(1,065,800)
BLX Group LLC (BLX)	11-19-104-08	Arbitrage rebate compliance services	15,000	15,000	-
Caltrans	17-31-021-04	91 Express Lanes and 15 Express Lanes roadway maintenance contract	401,764	411,457	9,693
Epic Land Solutions, Inc. (Epic)	21-33-070-01	Support services for property management of Commission-owned properties and related contracts	500,000	500,000	-
Fieldman Rolapp & Associates, Inc. (Fieldman)	04-19-029-17	Financial advisory services	325,000	325,000	-
MetLife Investment Management, LLC (MetLife)	13-19-077-05	Investment management services	151,800	151,800	-
Orange County Transportation Authority (OCTA)	16-31-025-07	RCTC-OCTA Facility Agreement (ROFA) - shared OCTA and RCTC costs for the 91 Express Lanes	2,787,300	438,000	(2,349,300)
Orange County Transportation Authority (OCTA)	20-31-044-01	Cooperative User Fee Processing Agreement between RCTC and OCTA	-	200,000	200,000
Payden & Rygel	13-19-135-05	Investment management services	86,000	86,000	-
Stantec Consulting Services, Inc. (Stantec)	10-31-099-13	Traffic and revenue analysis and operation analysis consulting services for the 91 Express Lanes	800,000	800,000	-
Stantec Consulting Services, Inc. (Stantec)	15-31-048-10	15 Express Lanes Project	300,000	500,000	200,000
TransTrack Inc (TransTrack)	08-62-005-12	End-User license agreement maintenance and support services	163,176	180,191	17,015
Transportation Corridor Agencies (TCA)	21-31-003-01	Cooperative User Fee Processing Agreement between RCTC and TCA	-	350,000	350,000
U.S. Bank National Association (US Bank)	N/A	Trustee services for sales tax revenue bonds pursuant to master indenture agreement	40,000	40,000	-
Total			$ 16,526,430	$ 14,540,448	$ (1,985,982)

AMMA Transit Planning

In February 2007, the Commission selected AMMA Transit Planning (AMMA) under a competitive procurement process to provide consulting services for the development and implementation of the Coordinated Public Transit-Human Services Transportation Plan, as well as the required updates. AMMA also guides staff and transit operators regarding the grant application process for the Federal Transit Administration Section 5310 Enhanced Mobility of Seniors and Individuals with Disabilities Program including any programmatic updates associated with it. Additionally, AMMA advises staff on the management of operator reporting for the specialized transit call for projects, assists in the development of the application and eligibility guidelines for future specialized transit call for projects, and aids in the management of transit needs and community input meetings. The cost decrease for FY 2022/23 reflects completion of special activities including assistance in the development of the Menifee specialized transit program pilot project and programmatic assistance for the Transportation Network Companies Access for All program.

Arellano Associates

Arellano Associates (Arellano) started working on Metrolink marketing and Operation Lifesaver rail safety education efforts on behalf of the Commission prior to the 91/Perris Valley Line launch in 2016 and has been supporting the effort ever since. In July 2017 following a competitive procurement process, the Commission entered into a separate agreement with Arellano for expanded Operation Lifesaver Outreach. The scope of services Arellano provides is extensive and includes educational and promotional outreach to schools, non-profits, and businesses; participation in community events to effectively engage with the community; marketing and dissemination of information via social media, email, billboards, posters; publishing of promotional materials in the form of stories, newsletters, videos and toolkits for organizational use. Arellano Associates has a strong partnership with California Operation Lifesaver that allows rail safety messaging and materials to be utilized by the Commission. Over the years, Arellano Associates has built relationships with the community and has gained historical knowledge and familiarity with rail safety and Metrolink marketing in Riverside County and maintains strong team coordination between the Commission, Operation Lifesaver, Metrolink, and other agency partners to implement outreach and marketing services. Additionally, several Arellano Associates staff are specially trained Operation Lifesaver presenters who can directly provide the training to schools and community groups. Arellano Associates also assists Metrolink in their marketing efforts bringing expertise on content creation, which is valuable for this safety program and promoting ridership. Their wealth of knowledge can be leveraged to improve marketing results and outreach efforts. The overhead rates for FY 23 contract had similar increases as the previous year which resulted in increased contract costs. The direct labor rates also increased from the previous year although, not all positions are billed the maximum rate identified in the contract.

Bartel Associates, LLC

In May 2015, the Commission selected Bartel Associates, LLC (Bartel) under a competitive procurement process to provide biennial actuarial valuation services for the preparation of the Commission's Other Postemployment Benefits (OPEB) valuation report under the provisions of Governmental Accounting Standards Board (GASB) No. 75 *Accounting and Financial Reporting for Postemployment Benefits Other Than Pensions*. Additionally, Bartel provides a GASB 75 annual valuation roll forward report for the Commission's annual financial report. Given Bartel's knowledge and understanding of the Commission's valuation and measurement of OPEB, staff believes it would be more efficient and cost effective for continuity purposes to retain Bartel during FY 2022/23 for actuarial valuation services of the Commission's biennial OPEB valuation report and annual valuation roll forward report. The 6 percent biennial cost increase over the two-year period between June 30, 2021, and June 30, 2023, reflects an approximate 3 percent annual increase primarily due to higher payroll costs resulting from Consumer Price Index inflation.

BCA Watson Rice LLP

In October 2007, the Commission selected Thompson, Cobb, Bazilio & Associates, P.C., now BCA Watson Rice LLP (BCA), as one of the audit firms to perform on-call internal audit services, including audits related to mandated pre-award audits and contract close outs, as well as other reviews and assistance on an as needed basis. BCA is the sole on-call internal audit services firm for the Commission at this time, and it has primarily performed consultant pre-award audits to ensure adherence to state and federal funding prerequisites. These audits are required by Caltrans Independent Office of Audits and Investigations to be performed prior to award of Architectural & Engineering (A&E) services contracts. Utilization of BCA has resulted in effective contract negotiations and cost savings. BCA has performed these audits in a timely and satisfactory manner due to their knowledge of the Caltrans Local Assistance Procedures Manual and Federal Acquisition Regulation. Given the current and upcoming procurement activity, staff recommends extending the agreement with BCA through FY 2022/23 to continue pre-award audits of its A&E contracts. BCA's pre-award audit labor rates are reasonable and comparable to other firms performing similar services.

Bechtel Infrastructure Corporation

Bechtel provides program management and construction management activities of highway and rail projects for the Measure A and Western County 10-Year Delivery programs as well as the toll program. Bechtel supports the Commission's capital projects, including the Interstate 15 (I-15) Express Lanes Project, I-15/91 Express Lanes Connector, Interstate 215/Placentia Avenue Interchange, I-15/Railroad Canyon Road Interchange, State Route 60 Truck Lanes, 91 Corridor Operations Project, Santa Ana River Trail, Riverside-Downtown Station Platform Expansion, Moreno Valley Rail Station upgrade, Coachella Valley Rail, State Route 71/91 Connector, I-15 SMART Freeway, I-15 Southern Extension, and the I-15 Corridor Operations Project. Bechtel possesses the knowledge and background history of the Commission's capital projects program,

which is necessary to effectively deliver the Commission's Measure A and other capital projects. The flexibility of obtaining additional support from Bechtel as needed for specific project requirements is also important and avoids the need to increase Commission staff. The Bechtel contract for FY 2022/23 reflects a $558,500, or approximately 8 percent, increase in cost compared to FY 2021/22 contract. The reason for the increase in the contract cost is RCTC requested Bechtel provide additional staff to assist RCTC's Right-of-Way department and support their administrative needs, provide a specialty trained communication/electrical construction engineer to support the I-15 SMART freeway operations and maintenance as well as future Smart freeways projects, backfill a vacant project coordinator position, and provide a rail project delivery manager to support RCTC's Coachella Valley rail project - pending funding availability.

Best Best & Krieger LLP

BB&K provides a high level of general legal services to the Commission for highway, regional arterial, and rail capital project activities, especially right of way; various Commission programs; procurements and contract development; toll road legal advisory and litigation services; and management services. The FY 2022/23 BB&K contract reflects a $1.1 million, or 30 percent, decrease in legal costs compared to the FY 2021/22 contract, primarily related to property acquisition legal services on the 91 Project. The Commission engages other legal firms for specific matters involving specialized legal services and potential conflicts of interest as required.

BLX Group LLC

In 2007, the Commission engaged BLX under a sole source procurement to perform arbitrage rebate compliance services for sales tax revenue debt issued under the 1989 Measure A and 2009 Measure A programs; the services have expanded to include toll revenue debt. These services are required by the Internal Revenue Service (IRS) and the tax certificates executed for each debt issue, including the Commission's commercial paper notes, sales tax revenue bonds, and toll revenue bonds. Per Commission direction, BLX performs the required calculations more frequently than the minimum reporting requirements during the life of each debt issue to ensure Commission compliance with the complex IRS regulations. Accordingly, BLX maintains historical information and calculations considered in subsequent arbitrage rebate calculations. Additionally, BLX prepares and files, on the Commission's behalf, the Annual Debt Transparency Reports (ADTRs) required by California Senate Bill (SB) 1029 for new debt issuances effective January 1, 2017. BLX performs the ADTR service at no additional cost when arbitrage rebate calculations are prepared or a $500 per ADTR fee when rebate calculations have ceased. Given the complex arbitrage regulations and limited Commission staff available to prepare the SB 1029 filings, staff determined it would be more efficient and cost effective to continue the BLX services. Furthermore, BLX is affiliated with the Commission's bond counsel, Orrick, Herrington & Sutcliffe LLP—resulting in additional efficiencies related to immediate access to bond documents and key staff.

Caltrans

In October 2016, the Commission awarded an agreement to Caltrans to provide routine and emergency maintenance for the 91 Express Lanes for a 50-year term. In March 2020, the I-15 Express Lanes was added to the scope of work. The agreement requires agreement of the annual work plan and associated budget. Caltrans' familiarity with the 91 Corridor, I-15 Corridor, and state standards for highway maintenance ensures that the Commission will be in compliance with the 91 Express Lanes Toll Facility Agreement and I-15 Express Lanes Toll Facility agreement between Caltrans and the Commission. In addition, Caltrans has the staff, equipment, and experience to provide the wide range of maintenance and emergency response services required to ensure the Express Lanes are properly maintained and that emergency incidents are resolved in an expedient manner. Caltrans routine maintenance services include channelizer replacement, pavement repair, and sweeping and debris removal. The scope of services also includes coordination with California Highway Patrol Maintenance Zone Enhancement Enforcement Program (MAZEEP). Staff and Caltrans established a work plan for FY 2022/23 in the amount of $411,457. The FY 2021/22 amount was $401,764. Caltrans has provided excellent service and response times to emergency incidents.

Epic Land Solutions, Inc.

Due to its accumulated knowledge and development of various property management projects, resources, and databases associated with the multitude of Commission-owned properties, including but not limited to those along the San Jacinto Branch Line and RCA properties, staff determined that Epic can most efficiently and cost effectively provide property management services. The scope of services for FY 2022/23 includes:

- Upgrading the remaining utility licenses to current Commission terms to minimize liability risks;
- Renewing expiring private use agreements;
- Coordinating and assisting with activities related to the issuance of new licenses, amendments to existing licenses or facility upgrades;
- Adding RCA properties to mapbooks and database and update licenses as necessary to meet current Commission terms;
- Following up on delinquent rent payments and tracking insurance certifications, as requested by Commission staff;
- Determining all easement locations and requesting abandonment of unused easements;
- Maintaining and updating a database and correlated mapping of the Commission's property and contract information;
- Ensuring possession of title policies for all Commission-owned property and compliance with federal excess land requirements;
- Proactively performing regular site visits to all properties to identify and resolve maintenance and repair issues such as weed abatement, erosion and removal of debris

and illegal occupants and identify encroachments such as illegal parking or the installation of facilities without a license; and

- Work with jurisdictions on trespassing notification letters and coordination of trespassing sign installations.

Fieldman, Rolapp & Associates, Inc.

Following a competitive procurement process, the Commission selected Fieldman as financial advisor in late 2003. Fieldman has provided financial advisory services on general finance matters and specific financing transactions related to the 2009 Measure A program and the toll program—playing a significant role in the 91 Project and I-15 Express Lanes Project financing activities in 2013 and 2017, respectively, as well as the 91 Express Lanes toll revenue bonds refinancing. Fieldman provides additional support for the I-15 Express Lanes related to the annual update of the financial models and financial plans required by the Transportation Infrastructure Finance and Innovation Act (TIFIA) loan agreement, meeting with rating agencies, implementation and technical matters related to the financings, and other special projects. As a result of Fieldman's knowledge and understanding of the Commission, its previous financings, and the TIFIA loan process, staff determined it would be more efficient and cost effective for continuity purposes to retain Fieldman during FY 2022/23 for financial advisory services. Staff expects no change in costs in FY 2022/23.

MetLife Investment Management, LLC

Following a competitive procurement process, the Commission selected MetLife, formally Logan Circle Partners, LP in 2013 to provide investment advisory services on debt proceeds from the sales tax and toll revenue supported debt of the 91 Project and I-15 Express Lanes Project (I-15 ELP). The indentures for the bonds and TIFIA loan agreements include multiple accounts containing investments that must comply with the permitted investment language of the specific indentures, as well as the Commission's investment policy. Given MetLife's knowledge and understanding of the Commission's compliance requirements for the investment of debt proceeds, staff believes it would be more efficient and cost effective for continuity purposes to retain MetLife during FY 2022/23 for investment advisory services.

Orange County Transportation Authority

In support of the 91 Express Lanes, the Commission and OCTA (the agencies) entered into the RCTC – OCTA Facility Agreement (ROFA) in November 2015 to facilitate the reimbursement of shared costs during the life of the agencies' cooperative agreement executed in December 2011. The ROFA allows the Commission to reimburse OCTA for shared costs it incurs on behalf of the joint operation of the 91 Express Lanes and for OCTA to reimburse the Commission for costs it incurs on behalf of the joint operation. OCTA and the Commission meet each year to determine the amounts for each shared cost element. Included in the shared costs are operations facilities costs and consulting costs. In FY 2022/23, the Commission will continue to reimburse OCTA and to pay vendors for costs incurred on behalf of the 91 Express Lanes for which OCTA will reimburse

the Commission. The Commission and OCTA are each responsible for 50 percent of such costs. The total joint operating costs of this agreement is $2,440,775, of which the Commission share of costs to reimburse OCTA is $438,000. The ROFA has decreased $2,349,300 from FY 2021/22 due to a reduction in shared consultant services and the inclusion of some services in the new Cofiroute USA Agreement that were previously paid for directly by the Commission and OCTA. These services include credit card fees, telecommunication expenses, collection services, and armor car services.

Orange County Transportation Authority

Payment of credit card processing fees to OCTA for I-15 Express Lanes tolls incurred by 91 Express Lanes account holders. OCTA will pay a portion of credit card fees for toll transactions on the I-15 Express Lanes incurred by 91 Express Lanes account holders, and RCTC will pay a portion of credit card fees for toll transactions on the 91 Express Lanes incurred by I-15 Express Lanes account holders beginning July 1, 2022. The I-15 Express Lanes will reimburse OCTA quarterly for credit card fees incurred by OCTA for the processing of I-15 Express Lanes toll transactions.

Payden & Rygel

Following a competitive procurement process, the Commission selected Payden & Rygel in 2013 to provide investment advisory services for the Commission's operating funds. Given Payden & Rygel's knowledge and understanding of the Commission's investment policy requirements, staff believes it would be more efficient and cost effective for continuity purposes to retain Payden & Rygel during FY 2022/23 for investment advisory services of the Commission's operating funds.

Stantec Consulting Services, Inc.

In September 2010, Stantec Consulting Services, Inc. (Stantec) was selected under a competitive procurement process to provide consulting services for the development of the investment grade traffic and revenue study that secured the financing for the 91 Project. Stantec performed the field work and analysis required to create the traffic and revenue model. Additionally, Stantec supported the development of the toll pricing methodology and traffic simulations, which supported corridor design decisions. Stantec continues to support staff with toll rate setting, corridor improvement project impacts, and traffic simulations. Additionally, in FY 2022/23 Stantec will support efforts related to the 91 general purpose lane widening between the 241 and State Route 71 and ongoing efforts related to the 241/91 connector project. Stantec's long-history of supporting the 91 Project provides staff with valuable insight into the actual performance of the express lanes. Staff and Stantec developed a budget for the FY 2022/23 tasks at an estimated cost of $800,000, of which approximately $100,000 is for the 241/91 connector and is expected to be a reimbursable cost from the Transportation Corridor Agencies, the project sponsor of the 241/91 connector project.

Stantec Consulting Services, Inc.

In April 2015, Stantec Consulting Services, Inc. (Stantec) was selected under a competitive procurement process to provide consulting services for the development of the investment grade traffic and revenue study that secured the TIFIA loan for the I-15 Express Lanes Project (I-15 ELP). Stantec performed the field work and analysis required to create the traffic and revenue model. Additionally, Stantec supported the development of the toll pricing methodology and traffic simulations, which supported corridor design decisions. Stantec continues to support staff with toll rate setting, corridor improvement project impacts, and traffic simulations for the I-15 ELP. In April 2017 Governor Brown signed Senate Bill 132 which allocated $180 million to the I-15/91 Express Lanes Connector project (15/91 ELC). At its October 2017 meeting, the Commission approved an overall procurement strategy for the 15/91 ELC to secure all the services and construction needed to deliver the project. The approved strategy consists of a series of contract amendments, as permitted by AB 115, to existing 91 Project and I-15 ELP contracts with engineering companies, contractors, toll vendors, legal, and financial advisors. Consistent with this approved strategy, Stantec has been supporting toll pricing methodology and traffic simulations and analysis to support project design development. Staff and Stantec have developed a budget for the FY 2022/23 tasks to support the I-15 ELP and 15/91 ELC at an estimated cost of $500,000.

Transportation Corridor Agencies (TCA)

Payment of credit card processing fees to TCA for I-15 Express Lanes tolls incurred by TCA account holders. TCA will pay credit card fees for toll transactions on the I-15 Express Lanes incurred by TCA account holders, and RCTC will pay credit card fees for toll transactions on the Corridors incurred by I-15 Express Lanes account holders beginning July 1, 2022. The I-15 Express Lanes will reimburse TCA monthly for the net amount of credit card fees incurred by TCA for the processing of I-15 Express Lanes toll transactions.

TransTrack Inc.

In December 2005, the Commission approved a sole source agreement with TransTrack for the Transit Performance Manager software application implementation and training package. Major accomplishments over the years include customized reports to support the Commission's Annual Countywide State of Public Transit Report, adding both the SunLine Transit Agency and Commission Vanpool programs and statistics into the TransTrack modules as well as the Short-Range Transit Plan funding projections and requests within the system. TransTrack is an important tool in assisting Commission staff to review the transit operators' performance to ensure compliance with the farebox recovery ratio and allows various programs to pull data that is required and report it into the National Transit Database. Major activities in FY 2022/23 will allow the Commission to streamline the funding reimbursement; allow for long-term budget preparation by transit agencies to better forecast operating and capital activities, increasing functionality with analytics; and additional reporting.

U.S. Bank National Association

US Bank served as trustee for the sales tax financings since the inception of the 1989 Measure A program; the current US Bank represents mergers, acquisitions, and name changes dating back to the 1990s. As trustee and in accordance with the debt agreements, US Bank intercepts the Measure A sales tax receipts from the California Department of Tax and Fee Administration in order to withhold amounts required for debt service prior to releasing remaining funds to the Commission. In February 2005 following a competitive procurement, the Commission approved agreements with US Bank to serve as the trustee and the issuing and paying agent for the commercial paper program related to interim financing for the 2009 Measure A program. When the Commission commenced 2009 Measure A program long-term debt financings, the Commission continued to use US Bank as trustee for the 2009 Measure A sales tax debt program. The master and supplemental indentures for the commercial paper program and the sales tax bonds are agreements between the Commission and US Bank through the life of the debt; any removal or resignation of the trustee requires adhering to specific procedures described in the master indenture. US Bank provides the Commission a high level of responsive service and timely and accurate trustee statements; accordingly, staff desires the continuation of US Bank as trustee for these programs. Staff expects no change in costs in FY 2022/23.

Specialized Services on Long-Term Projects for Multi-Year Contracts

Some contracts with consultants provide specialized services on long-term projects at a fixed rate. The contracts do not need to be negotiated annually as service level and pricing are not expected to change during the period of performance. Staff recommends Commission approval of multi-year agreements (Two-Year, Three-Year and Five-Year) with these consultants for the aggregate amount totaling $3,825,214.

Specialized Services on Long-Term Projects for Two-Year Contracts

Schedule of Recurring Contracts for Specialized Services for FY 2022/23 - FY 2023/24					
Consultant Name	Agreement Number	Description of Services	Budget FY 21/22	Budget FY 22/23	2-Year Contract
WSP USA Inc.	15-41-038-06	Commuter assistance program and vanpool program administration services and outreach for Riverside and San Bernardino Counties	$2,492,877	$2,966,773	$ 6,032,587*
Total			$ 2,492,877	$ 2,966,773	$6,032,587
*The FY23/24 amount is $3,065,814					

WSP USA Inc.

The Commission operates a Commuter Assistance Program (CAP) in western Riverside County and San Bernardino County, branded as IE Commuter, as a congestion reduction component identified in Measure A. In May 2015, following a competitive bid, the Commission awarded an agreement to WSP for CAP administration and marketing. The program consists of a suite of

commuter services and incentives, employer programs, and outreach designed to reduce the number of drive-alone vehicle miles related to work commutes and to help improve regional mobility and air quality. In 2018, the contract was amended to include the implementation and ongoing operation of the Commission's VanClub program which operated at 80+ vans prior to the pandemic. In 2020, the CAP pivoted to update the website/system platform, introduce new telework resources and incentives, and plan for the eventual return to a new "normal". In Spring 2022, the CAP will expand service to eastern Riverside County and will launch a brand new $5/Day Rideshare Incentive to help jump start rideshare participation across all modes. Continuation of WSP's services for the CAP and the Commission's vanpool program, VanClub, over the next two-year period maintains an effective and efficient operation of a transportation demand management strategy.

The FY 2022/23 budget reflects a 19 percent increase over FY 2021/22 for expanded eastern County service, enhanced small/medium sized employer engagement, and for a new rail focused incentive to be launched in partnership with San Bernardino County Transportation Authority (SBCTA) and Metrolink leveraging Low Carbon Transit Operations Program (LCTOP) funding. Approximately half of the WSP contract budget is reimbursed by SBCTA for its share of rideshare and vanpool service in San Bernardino County. In March, SBCTA's Transit Committee approved the continuation of the Commission's administration of SBCTA's rideshare and vanpool program for a two-year term; staff anticipates final approval of this agreement between the Commission and SBCTA at SBCTA's April meeting.

Specialized Services on Long-Term Projects for Three-Year Contracts

Schedule of Recurring Contracts for Specialized Services for FY 2022/23 - FY 2024/25					
Consultant Name	Agreement Number	Description of Services	Budget FY 21/22	Budget FY 22/23	3-Year Contract
AlphaVu	18-15-086-03	Public outreach, marketing, and digital advertising services	$220,000	$295,000	$ 885,000*
Total			$ 220,000	$ 295,000	$885,000
*Contract amount for FY 23/24 = $295,000 and FY 24/25 = $295,000					

AlphaVu

In July 2018, the Commission selected AlphaVu under a competitive procurement process to provide consulting services for the development of a Public Engagement Program to gain information about transportation needs across Riverside County. The "Reboot My Commute" program collected input from residents through a variety of sources. The Commission amended the agreement in July 2019 to develop a countywide Traffic Relief Plan. Following the onset of COVID-19, RCTC opted to not proceed with placing the Traffic Relief Plan on the ballot but recognized the need to continue to understand public sentiment and to use a data-driven approach to engage with county residents. AlphaVu uses proprietary software with custom analytics that allows the External Affairs Department to measure progress toward established annual public engagement goals. This proprietary software supports the need for this sole-source

contract. AlphaVu gathers data and recommends how to use this data for targeted messaging, reach, and expanded influence across Riverside County. The firm produces and places digital advertising for social media, conducts social media polls and online surveys, generates support from residents on specific initiatives, develops messaging, organizes tele-townhall meetings, and offers general communication counsel. RCTC is placing a higher priority on digital communications than ever before, due to the county's growing and diverse population, the need for expanded dialogue with Coachella Valley residents, and the need to enhance bilingual (English-Spanish) outreach. As a result, RCTC is increasing its overall contract with AlphaVu by 19 percent over the past fiscal year. A three-year retainer-based contract will allow labor costs to remain fixed without escalation, resulting in a longer-term cost savings. The contract also will require AlphaVu to waive a portion of advertising placement fees, a savings of $50,000 per year or $150,000 for the three-year contract term. By being on a retainer, AlphaVu is committing to be available at any time for scope of work-related activities. AlphaVu will produce quarterly reports to assess progress toward department goals and to determine whether changes in course are needed. RCTC staff will evaluate the retainer-based contract at the end of the first and second fiscal year. If staff determines that the retainer-based contract does not meet the agency's needs, staff has the option to convert the contract to time and materials at AlphaVu's established rates. If the contract is converted to time and materials, advertising placement fees will no longer be waived for the following fiscal year.

Specialized Services on Long-Term Projects for Five-Year Contracts

Schedule of Recurring Contracts for Specialized Services for FY 2022/23 - FY 2026/27					
Consultant Name	Agreement Number	Description of Services	Budget FY 21/22	Budget FY 22/23	5-Year Contract
Bernard Arroyo	12-45-108-02	Freeway Service Patrol and Call Box System consultant services	$25,000	$27,000	$ 135,000
PlanetBids, Inc.	12-19-091-05	Online vendor and bid management support system	$12,300	$12,600	$ 74,000*
Total			$37,300	$39,600	$ 209,000

* FY23/24 = $13,000; FY 24/25 = $13,500; FY25/26 = $14,000; FY26/27 = $14,500
The remaining $6,400 includes fees for additional modules/users that may be approved by Commission staff

Bernard Arroyo

The Commission has maintained an agreement with Bernard Arroyo since 2005, for technical services and support for its Motorist Assistance programs - Freeway Service Patrol (FSP) and highway call boxes. The contractor provides support for the FSP electronic data collection system, including device-level user support; SQL database management; receiving, processing, and tracking assist data; providing the assist data in monthly and quarterly operational reports; running data analyses on FSP beat efficiency; and running data analyses on call box productivity and effectiveness among other services. Bernard Arroyo has historical and relevant experience working on Commission projects. Staff recommends that the current contract be extended for a

five-year period for a total not to exceed amount of $135,000. The FY 2022/23 and subsequent four annual budget amounts is $27,000 each year.

PlanetBids, Inc.

In 2012, the Commission selected PlanetBids to provide online vendor and bid management support services after evaluating multiple software options and participating in demonstrations from similar providers. PlanetBids provides the Commission with a web-based e-procurement application to streamline the complete bidding process and further enable the collection, analysis, and leverage of all aspects of vendor data, purchasing activities, and corresponding history. Through the use of PlanetBids, the Commission has realized efficiency gains such as vendor registration and profile management; greater outreach to vendors; bid document distribution, including automatic addenda notification and acknowledgements; customer email notification; online question and answer management; secure e-bidding; robust reporting; and Request for Proposals/Request for Qualifications/Invitations for Bids evaluation tools. PlanetBids is also used by numerous other governmental agencies in Southern California which allows for bidding collaboration. Therefore, staff believes it is in the Commission's best interest to retain PlanetBids as its vendor and bid management support services provider.

Financial Information						
In Fiscal Year Budget:	Yes N/A	Year:	FY 2022/23 FY 2023/24+	Amount:	$17,841,821 $3,825,214	
Source of Funds:	Measure A, Transportation Development Act, Transportation Uniform Mitigation Fees, toll revenues, other reimbursements, and interest			Budget Adjustment:		No N/A
GL/Project Accounting No.:	Various					
Fiscal Procedures Approved:				Date:	05/13/2022	

AGENDA ITEM 9

RIVERSIDE COUNTY TRANSPORTATION COMMISSION	
DATE:	May 23, 2022
TO:	Budget and Implementation Committee
FROM:	Sheldon Peterson, Rail Manager
THROUGH:	Lorelle Moe-Luna, Multimodal Services Director
SUBJECT:	Approval of Metrolink Operating and Capital Subsidies for Fiscal Year 2022/23 and Related Memorandum of Understanding

STAFF RECOMMENDATION:

This item is for the Committee to:

1) Receive and file a report on highlights from the Southern California Regional Rail Authority's (SCRRA) services;
2) Approve the Fiscal Year (FY) 2022/23 SCRRA operating and capital budget, which results in an operating subsidy of $26,695,637 and capital subsidy of $10,391,915 for the Commission;
3) Authorize the Executive Director to finalize and execute Memorandum of Understanding (MOU) No. 22-25-090-00 with SCRRA regarding annual funding, including subrecipient matters related to pass-through of federal funding; and
4) Forward to the Commission for final action.

BACKGROUND INFORMATION:

Metrolink is the brand name for the services operated by SCRRA. The Commission is one of the five member agencies that comprises the SCRRA joint powers authority (JPA). All member agencies must formally commit to fund their proportionate shares of commuter rail operating and capital costs on an annual basis. Each member agency must approve the budget before adoption of a final budget by the SCRRA Board of Directors, no later than June 30, 2022. On May 9, 2022, SCRRA provided the proposed FY 2022/23 budget (Attachment 1) requirements for member agency consideration. A formal transmission of the proposed FY 23 budget is expected to be distributed to member agencies by the end of May 2022. SCRRA anticipates adopting the final budget by June 24, 2022. As required by the provisions of the JPA, a separate Commission action to adopt the budget is required.

Metrolink Service Highlights

The following is a review of Metrolink's FY 2021/22 activities:

- Celebrated its 29th year of operations;

- Restored service to 90 percent of pre-pandemic levels;
- Enhanced vehicle and station cleaning and sanitation efforts were implemented along with social distancing efforts to address safety concerns;
- With reduced demand and service, capital construction efforts intensified to utilize available work windows and equipment availability for rehabilitation efforts;
- Incentivized riders to try the train by offering free rides on Transit Equity Day and Earth Day;
- Made available innovative fare options to incentivize telecommuting and other riders to ride the train including 10-Day Flex Pass and continued promotion of Kids Ride Free, Loyalty Program, and enhanced Corporate Partner Program toward health care industry; and
- Metrolink announced that it is the first passenger rail agency in the nation to power all its locomotives by renewable fuel.

Looking ahead to FY 2022/23, Metrolink intends to:

- Implement service restoration to 100 percent of pre-pandemic levels;
- Implement new fare promotions to retain and attract new riders;
- Implement a trial low-income fare to address equity issues;
- Continue to improve reliability, on-time performance, and the customer experience by enhancing the rehabilitation program to reduce major failures by retrofitting cars; and
- Continue implementing the Positive Train Control (PTC) program system-wide in coordination with the freight railroads.

Metrolink's Proposed FY 2022/23 Budget

The FY 2022/23 proposed budget provides funding to achieve the following:

- Recovery of ridership and revenue
  - Service restoration
  - Fare programs to capture returning commuters
  - Assistance for low-income riders
  - Expansion of ridership base to include ridership for entertainment, day trips, shopping.
- Continued emphasis on safe operations
- Continued updates and maintenance of PTC
- Grant funded efforts to reduce the number of trespasser injuries
- Additional new weekend service on the Ventura Line
- Investment in existing assets to maintain a state of good repair by:
  - Funding critical rehabilitation projects
  - Improving processes to accelerate project delivery
  - Grant funded replacement of Tier 2 Locomotives

The FY 2022/23 budget assumptions include:

Service

- Service restoration at 90 percent as of July 1, 2022, 100 percent as of October 2022.
- Only added service is Ventura Line weekend trip beginning April 2023.

Revenue

- Ridership Recovery Forecast November 2021 (Figure 1). This was the basis for the FY23 Budget Ridership and Revenue assumptions.

Expense

- Contractor increases only as mandated by agreements
- 2.5 percent merit pool for FY 2022/23
- 2.5 cost-of-living-adjustment for FY 2022/23
- No new full-time equivalent headcount
- Special train placeholder

Metrolink's proposed total operating budget for FY 2022/23 is $296.5 million and is based on forecasted ridership recovery using the "November 2021 Scenario" as shown in Figure 1 below. Under this scenario, Metrolink forecasts that ridership will recover by FY 2023/24 in the 1st quarter. The five member agencies that comprise Metrolink are responsible for funding $232.5 million. The Commission's total operating obligation is an estimated $26,695,637.

Figure 1: Metrolink Ridership Recovery Forecast "November 2021 Scenario" Budget Assumption

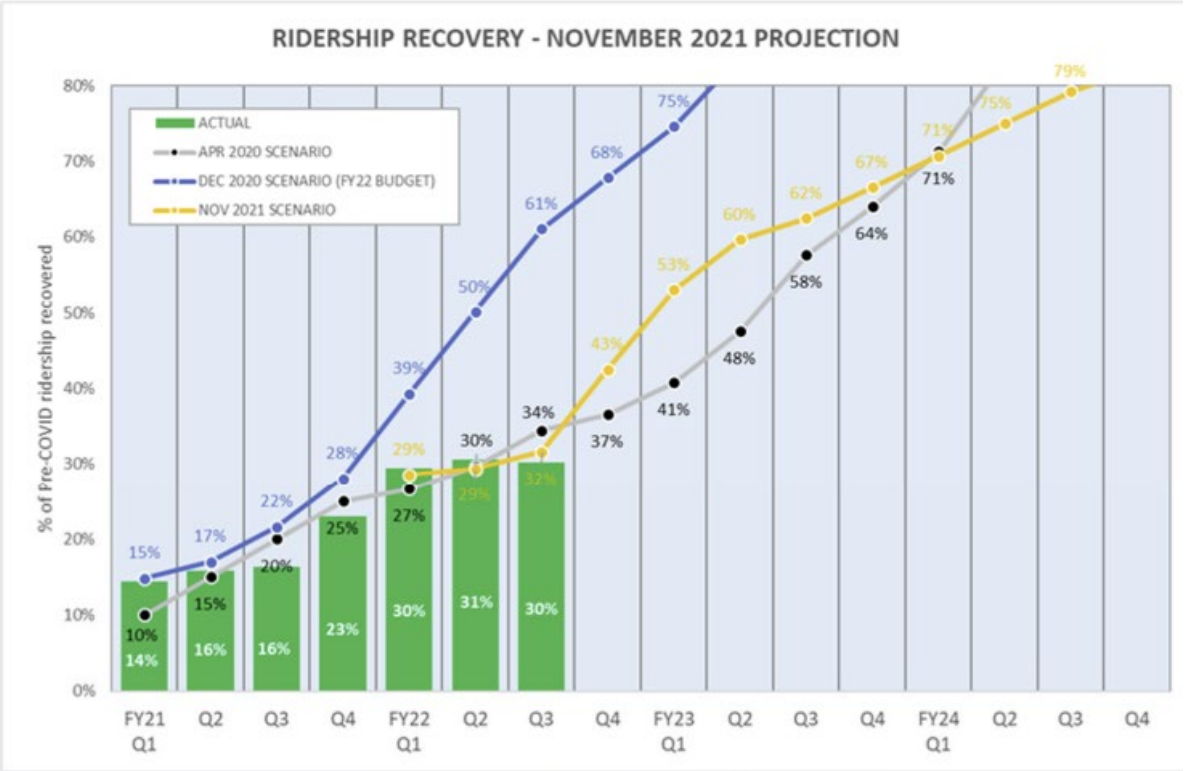

Source: Metrolink Audit & Finance Committee Report, May 13, 2022

Metrolink's proposed capital budget for FY 2022/23 anticipates $94.4 million in rehabilitation, $12.1 million in new capital, and replacement of MP36 Locomotives for $102.5 million. The

Commission's capital obligation for FY 2022/23 is $8,402,145 million in rehabilitation $1,343,100 in new capital, and $646,670 to cover MP36 locomotive replacement for a total of $10,391,915.

Metrolink's budget excludes the Commission's expenses for the nine RCTC-owned stations. These expenses are included in the Commission's adoption of the FY 2022/23 budget and include station operations and maintenance, right of way, and other station capital projects.

Financial Impact

Staff recommends approval of Metrolink's proposed FY 2022/23 budget, which is consistent with the Commission's FY 2022/23 Short Range Transit Plan.

The Commission's total operating funding requirement for Metrolink services in FY 2022/23 is $26,695,637. This will be funded with the following revenue sources as shown in the Table 1:

Table 1: FY 2022/23 Operating Subsidy by Revenue Source

Revenue Source	Amount
Transportation Development Act (TDA) Local Transportation Fund (LTF)	$19,695,637
FTA Section 5337	$4,000,000
TDA State Transit Assistance (STA)	$3,000,000
Total	**$ 26,695,637**

The Commission's total capital obligation is $10,391,915 and includes capital rehabilitation projects of $8,402,145 that will be funded with FTA Section 5337 grant, new capital and locomotive replacement expenses of $1,989,770, which will be covered by FTA Section 5307 grant funds.

Staff also recommends that the Commission authorize the Executive Director to finalize and execute revised MOU No. 22-25-090-00 (Attachment 2) with SCRRA regarding the use of the grant funds allocated in the SRTP and complying with federal subrecipient pass-through requirements.

Financial Information for SCRRA Budget Subsidy						
In Fiscal Year Budget:	Yes N/A*	Year:	FY 2022/23 FY 2022/23	Amount:	$26,695,637 $10,391,915	
Source of Funds:	**Operating:** LTF Western County rail and STA funds; FTA 5337 **Capital:** FTA Section 5337 and 5307				Budget Adjustment:	No N/A
GL/Project Accounting No.:	254199/034198 86101 00000 0000 103 25 86101 $ 26,695,637 254017 86102 00000 0000 103 25 86102 $ 10,391,915					
Fiscal Procedures Approved:					Date:	05/13/2022

Attachments:

1) SCRRA proposed budget for FY 2022/23
2) Draft MOU No. 22-25-090-00 for FY 2022/23 SCRRA Funding

FY23 Proposed Operating Budget

($000s)	FY 21-22 Amended Budget	FY 22-23 Proposed Budget	Variance FY23 Proposed vs FY22 Amended	
			$ Variance	% Variance
Operating Revenue				
Farebox Revenue	42,604	44,585	1,980	4.65%
Fare Reduction Subsidy	1,126	1,511	385	34.21%
Other Train Subsidies	2,352	2,500	148	6.30%
Special Trains	150	-	(150)	-100.00%
Subtotal-Pro Forma FareBox	**46,232**	**48,595**	**2,364**	**5.11%**
Dispatching	2,054	2,777	723	35.20%
Other Revenues	575	773	198	34.35%
MOW Revenues	11,556	11,879	323	2.80%
Total Operating Revenue	**60,416**	**64,023**	**3,607**	**5.97%**
Operating Expenses				
Operations & Services				
Train Operations	46,202	51,311	5,108	11.06%
Equipment Maintenance	37,594	41,054	3,460	9.20%
Fuel	20,686	32,524	11,838	57.22%
Non-Scheduled Rolling Stock Repairs	100	100	-	0.00%
Operating Facilities Maintenance	1,654	2,218	564	34.08%
Other Operating Train Services	916	934	18	1.94%
Rolling Stock Lease	-	-	-	n/a
Security	13,533	15,738	2,205	16.30%
Public Safety Program	102	103	1	1.13%
Passenger Relations	1,870	1,911	41	2.19%
TVM Maintenance/Revenue Collection	4,614	5,365	752	16.29%
Marketing	2,868	3,097	230	8.02%
Media & External Communications	362	372	10	2.89%
Utilities/Leases	2,965	3,914	949	32.00%
Transfers to Other Operators	3,276	3,276	-	0.00%
Amtrak Transfers	824	824	-	0.00%
Station Maintenance	2,065	2,185	120	5.80%
Rail Agreements	4,218	5,305	1,087	25.78%
Holiday Trains	265	-	(265)	-100.00%
Special Trains	92	500	408	443.48%
Subtotal Operations & Services	**144,206**	**170,732**	**26,526**	**18.39%**
Maintenance-of-Way				
MoW - Line Segments	49,034	51,480	2,446	4.99%
MoW - Extraordinary Maintenance	697	1,048	350	50.23%
Subtotal Maintenance-of-Way	**49,731**	**52,527**	**2,796**	**5.62%**
Administration & Services				
Ops Salaries & Benefits	16,817	18,066	1,250	7.43%
Ops Non-Labor Expenses	8,654	11,983	3,329	38.47%
Indirect Administrative Expenses	19,889	21,546	1,656	8.33%
Ops Professional Services	2,398	2,685	287	11.97%
Subtotal Admin & Services	**47,758**	**54,280**	**6,522**	**13.66%**
Contingency	**90**	**90**	**-**	**0.00%**
Total Operating Expenses	**241,785**	**277,629**	**35,844**	**14.82%**
Insurance and Legal				
Liability/Property/Auto	14,677	16,088	1,411	9.61%
Net Claims / SI	990	1,000	10	1.01%
Claims Administration	1,172	1,856	684	58.30%
Total Net Insurance and Legal	**16,840**	**18,944**	**2,104**	**12.50%**
Total Expense	**258,625**	**296,573**	**37,948**	**14.67%**
Loss / Member Support Required	**(198,209)**	**(232,550)**	**(34,341)**	**17.33%**

Numbers may not foot due to rounding

Historical Actual and Budgeted Operating Statements

($000s)	FY 18-19 Actual	FY 19-20 Actual	FY 20-21 Actual	FY 21-22 Amended Budget	FY 22-23 Proposed Budget	Variance FY23 Proposed vs FY22 Amended	
						$ Variance	% Variance
Operating Revenue							
Farebox Revenue	79,007	61,843	13,811	42,604	44,585	1,980	4.65%
Fare Reduction Subsidy	3,147	1,090	164	1,126	1,511	385	34.21%
Other Train Subsidies	-	-	2,306	2,352	2,500	148	6.30%
Special Trains	-	171	-	150	-	(150)	-100.00%
Subtotal-Pro Forma FareBox	**82,154**	**63,104**	**16,256**	**46,232**	**48,595**	**2,364**	**5.11%**
Dispatching	2,136	2,300	2,079	2,054	2,777	723	35.20%
Other Revenues	790	254	345	575	773	198	34.35%
MOW Revenues	13,017	13,301	11,545	11,556	11,879	323	2.80%
Total Operating Revenue	**98,097**	**78,958**	**30,225**	**60,416**	**64,023**	**3,607**	**5.97%**
Operating Expenses							
Operations & Services							
Train Operations	43,093	45,701	42,885	46,202	51,311	5,108	11.06%
Equipment Maintenance	36,642	36,861	37,041	37,594	41,054	3,460	9.20%
Fuel	23,582	21,150	18,640	20,686	32,524	11,838	57.22%
Non-Scheduled Rolling Stock Repairs	87	92	112	100	100	-	0.00%
Operating Facilities Maintenance	1,683	1,569	2,130	1,654	2,218	564	34.08%
Other Operating Train Services	1,069	863	945	916	934	18	1.94%
Rolling Stock Lease	230	231	230	-	-	-	n/a
Security	8,715	9,367	13,597	13,533	15,738	2,205	16.30%
Public Safety Program	209	55	64	102	103	1	1.13%
Passenger Relations	1,769	1,786	1,787	1,870	1,911	41	2.19%
TVM Maintenance/Revenue Collection	7,871	7,594	3,503	4,614	5,365	752	16.29%
Marketing	4,304	1,359	2,092	2,868	3,097	230	8.02%
Media & External Communications	348	410	219	362	372	10	2.89%
Utilities/Leases	2,775	2,762	2,899	2,965	3,914	949	32.00%
Transfers to Other Operators	5,608	5,394	662	3,276	3,276	-	0.00%
Amtrak Transfers	1,497	1,166	41	824	824	-	0.00%
Station Maintenance	1,847	1,980	1,960	2,065	2,185	120	5.80%
Rail Agreements	5,696	5,159	4,812	4,218	5,305	1,087	25.78%
Holiday Trains	-	57	-	265	-	(265)	-100.00%
Special Trains	-	524	-	92	500	408	443.48%
Subtotal Operations & Services	**147,026**	**144,081**	**133,621**	**144,206**	**170,732**	**26,526**	**18.39%**
Maintenance-of-Way							
MoW - Line Segments	43,112	43,375	43,756	49,034	51,480	2,446	4.99%
MoW - Extraordinary Maintenance	801	864	599	697	1,048	350	50.23%
Subtotal Maintenance-of-Way	**43,913**	**44,239**	**44,355**	**49,731**	**52,527**	**2,796**	**5.62%**
Administration & Services							
Ops Salaries & Benefits	13,484	15,497	15,578	16,817	18,066	1,250	7.43%
Ops Non-Labor Expenses	6,725	7,645	7,334	8,654	11,983	3,329	38.47%
Indirect Administrative Expenses	16,151	18,254	17,695	19,889	21,546	1,656	8.33%
Ops Professional Services	2,423	3,019	2,311	2,398	2,685	287	11.97%
Subtotal Admin & Services	**38,784**	**44,415**	**42,917**	**47,758**	**54,280**	**6,522**	**13.66%**
Contingency	**-**	**11**	**-**	**90**	**90**	**-**	**0.00%**
Total Operating Expenses	**229,723**	**232,745**	**220,893**	**241,785**	**277,629**	**35,844**	**14.82%**
Insurance and Legal							
Liability/Property/Auto	9,429	9,870	12,447	14,677	16,088	1,411	9.61%
Net Claims / SI	1,212	2,303	1	990	1,000	10	1.01%
Claims Administration	682	367	682	1,172	1,856	684	58.30%
Total Net Insurance and Legal	**11,324**	**12,540**	**13,129**	**16,840**	**18,944**	**2,104**	**12.50%**
Total Expense	**241,046**	**245,285**	**234,023**	**258,625**	**296,573**	**37,948**	**14.67%**
Non-Recurring Settlement Expense 1	**-**	**-**	**3,234**	**-**	**-**	**-**	**n/a**
Non-Recurring Settlement Expense 2	**-**	**-**	**2,370**	**-**	**-**	**-**	**n/a**
Loss / Member Support Required	**(142,949)**	**(166,327)**	**(209,402)**	**(198,209)**	**(232,550)**	**(34,341)**	**17.33%**
Member Support Payments	**150,550**	**156,578**	**163,176**	**TBD**	**TBD**	**TBD**	**TBD**
CARES Funding Utilized	**-**	**9,748**	**46,226**				
Surplus / (Deficit)	**7,600**	**-**	**-**				

Numbers may not foot due to rounding

FY23 Proposed Operating Budget by Member Agency

($000s)	METRO	OCTA	RCTC	SBCTA	VCTC	TOTAL
Operating Revenue						
Farebox Revenue	19,838	11,721	4,926	6,313	1,788	44,585
Fare Reduction Subsidy	904	-	-	607	-	1,511
Other Train Subsidies	2,500	-	-	-	-	2,500
Special Trains	-	-	-	-	-	-
Subtotal-Pro Forma FareBox	**23,241**	**11,721**	**4,926**	**6,920**	**1,788**	**48,595**
Dispatching	1,318	1,040	15	99	304	2,777
Other Revenues	395	171	72	111	24	773
MOW Revenues	6,206	3,041	729	1,473	430	11,879
Total Operating Revenue	**31,160**	**15,973**	**5,741**	**8,603**	**2,546**	**64,023**
Operating Expenses						
Operations & Services						
Train Operations	28,085	10,575	4,721	5,852	2,077	51,311
Equipment Maintenance	19,280	9,771	5,153	4,996	1,854	41,054
Fuel	17,492	7,112	2,975	3,741	1,203	32,524
Non-Scheduled Rolling Stock Repairs	49	25	10	12	3	100
Operating Facilities Maintenance	1,082	559	232	270	75	2,218
Other Operating Train Services	464	128	111	156	74	934
Rolling Stock Lease	-	-	-	-	-	-
Security	7,688	3,207	2,338	1,742	764	15,738
Public Safety Program	49	18	15	11	10	103
Passenger Relations	965	464	168	271	44	1,911
TVM Maintenance/Revenue Collection	2,232	1,245	944	601	343	5,365
Marketing	1,603	694	278	447	75	3,097
Media & External Communications	177	64	55	39	37	372
Utilities/Leases	1,857	674	582	411	389	3,914
Transfers to Other Operators	1,824	752	235	398	69	3,276
Amtrak Transfers	276	504	-	-	44	824
Station Maintenance	1,358	326	127	282	92	2,185
Rail Agreements	2,345	996	1,349	345	269	5,305
Holiday Trains	-	-	-	-	-	-
Special Trains	238	99	56	72	36	500
Subtotal Operations & Services	**87,062**	**37,214**	**19,350**	**19,647**	**7,460**	**170,732**
Maintenance-of-Way						
MoW - Line Segments	28,546	10,187	3,308	6,501	2,937	51,480
MoW - Extraordinary Maintenance	614	150	100	112	73	1,048
Subtotal Maintenance-of-Way	**29,159**	**10,337**	**3,408**	**6,613**	**3,009**	**52,527**
Administration & Services						
Ops Salaries & Benefits	8,570	3,126	2,680	1,899	1,791	18,066
Ops Non-Labor Expenses	6,041	2,499	1,397	1,328	719	11,983
Indirect Administrative Expenses	10,221	3,712	3,206	2,262	2,144	21,546
Ops Professional Services	1,274	463	400	282	267	2,685
Subtotal Admin & Services	**26,106**	**9,800**	**7,682**	**5,771**	**4,921**	**54,280**
Contingency	**43**	**16**	**13**	**9**	**9**	**90**
Total Operating Expenses	**142,370**	**57,366**	**30,454**	**32,040**	**15,399**	**277,629**
Insurance and Legal						
Liability/Property/Auto	7,850	4,054	1,684	1,958	541	16,088
Net Claims / SI	488	252	105	122	34	1,000
Claims Administration	906	468	194	226	62	1,856
Total Net Insurance and Legal	**9,244**	**4,774**	**1,983**	**2,306**	**637**	**18,944**
Total Expense	**151,614**	**62,140**	**32,437**	**34,346**	**16,036**	**296,573**
Loss / Member Support Required	**(120,455)**	**(46,167)**	**(26,696)**	**(25,742)**	**(13,490)**	**(232,550)**

Numbers may not foot due to rounding

FY23 Proposed Operating Budget by Line

($000s)	San Bernardino	Ventura County	Antelope Valley	Riverside	Orange County	IEOC	91/PVL	TOTAL
Operating Revenue								
Farebox Revenue	12,352	4,201	5,453	2,524	8,831	6,448	4,775	44,585
Fare Reduction Subsidy	1,511	-	-	-	-	-	-	1,511
Other Train Subsidies	798	99	969	318	194	-	123	2,500
Special Trains	-	-	-	-	-	-	-	-
Subtotal-Pro Forma FareBox	**14,660**	**4,299**	**6,422**	**2,842**	**9,026**	**6,448**	**4,898**	**48,595**
Dispatching	336	587	341	2	1,485	6	21	2,777
Other Revenues	228	57	150	47	130	101	60	773
MOW Revenues	3,348	1,285	3,032	183	1,942	1,322	767	11,879
Total Operating Revenue	**18,571**	**6,228**	**9,945**	**3,074**	**12,582**	**7,877**	**5,746**	**64,023**
Operating Expenses								
Operations & Services								
Train Operations	12,285	5,503	11,580	3,400	8,020	5,524	4,999	51,311
Equipment Maintenance	9,554	4,230	7,022	2,616	7,302	5,586	4,744	41,054
Fuel	7,434	3,146	6,824	2,230	6,026	3,931	2,933	32,524
Non-Scheduled Rolling Stock Repairs	25	8	17	6	19	14	10	100
Operating Facilities Maintenance	552	186	386	128	431	314	220	2,218
Other Operating Train Services	298	124	135	112	71	91	104	934
Rolling Stock Lease	-	-	-	-	-	-	-	-
Security	3,283	1,497	3,327	1,207	2,254	1,977	2,194	15,738
Public Safety Program	15	17	19	15	10	13	14	103
Passenger Relations	575	108	391	88	334	270	145	1,911
TVM Maintenance/Revenue Collection	951	780	865	422	758	865	723	5,365
Marketing	954	189	621	155	519	403	258	3,097
Media & External Communications	54	62	67	56	35	46	52	372
Utilities/Leases	571	650	707	586	372	479	548	3,914
Transfers to Other Operators	867	196	757	173	817	166	301	3,276
Amtrak Transfers	-	123	-	-	700	-	-	824
Station Maintenance	606	373	452	165	397	14	177	2,185
Rail Agreements	-	728	-	2,044	758	878	898	5,305
Holiday Trains	-	-	-	-	-	-	-	-
Special Trains	110	76	80	69	84	67	15	500
Subtotal Operations & Services	**38,135**	**17,996**	**33,249**	**13,471**	**28,907**	**20,637**	**18,336**	**170,732**
Maintenance-of-Way								
MoW - Line Segments	14,962	8,183	11,853	1,109	7,180	4,558	3,635	51,480
MoW - Extraordinary Maintenance	230	158	167	145	177	141	31	1,048
Subtotal Maintenance-of-Way	**15,192**	**8,341**	**12,019**	**1,254**	**7,357**	**4,698**	**3,666**	**52,527**
Administration & Services								
Ops Salaries & Benefits	2,646	2,991	3,271	2,696	1,732	2,209	2,522	18,066
Ops Non-Labor Expenses	2,384	1,500	2,312	1,184	1,841	1,432	1,329	11,983
Indirect Administrative Expenses	3,144	3,581	3,891	3,228	2,049	2,635	3,019	21,546
Ops Professional Services	392	446	485	402	255	328	376	2,685
Subtotal Admin & Services	**8,565**	**8,518**	**9,959**	**7,510**	**5,877**	**6,605**	**7,245**	**54,280**
Contingency	**13**	**15**	**16**	**13**	**9**	**11**	**13**	**90**
Total Operating Expenses	**61,905**	**34,870**	**55,244**	**22,249**	**42,150**	**31,951**	**29,260**	**277,629**
Insurance and Legal								
Liability/Property/Auto	4,007	1,353	2,797	930	3,123	2,278	1,599	16,088
Net Claims / SI	249	84	174	58	194	142	99	1,000
Claims Administration	462	156	323	107	360	263	185	1,856
Total Net Insurance and Legal	**4,718**	**1,593**	**3,293**	**1,095**	**3,678**	**2,683**	**1,883**	**18,944**
Total Expense	**66,623**	**36,463**	**58,537**	**23,345**	**45,828**	**34,634**	**31,143**	**296,573**
Loss / Member Support Required	**(48,052)**	**(30,236)**	**(48,592)**	**(20,271)**	**(33,246)**	**(26,757)**	**(25,397)**	**(232,550)**

Numbers may not foot due to rounding

History of actual and budgeted Operating Subsidy with variances of FY23 vs FY22

Support by Member Agency

	Total Support	METRO Share	OCTA Share	RCTC Share	SBCTA Share	VCTC Share
FY22 Amended Budget	$198,208,745	$101,451,894	$39,084,641	$21,923,093	$23,181,207	$12,567,910
FY23 Proposed Budget	$232,549,743	$120,454,841	$46,167,104	$26,695,637	$25,742,176	$13,489,985

Year-Over-Year Change	Total Support	METRO Share	OCTA Share	RCTC Share	SBCTA Share	VCTC Share
FY23 vs FY22						
$ increase	$34,340,998	$19,002,947	$7,082,463	$4,772,545	$2,560,969	$922,074
% increase	17.3%	18.7%	18.1%	21.8%	11.0%	7.3%

Whole numbers are provided as requested by Member Agencies for their board approval and budget adoption.

DRAFT Agreement NO. 22-25-090-00

MEMORANDUM OF UNDERSTANDING NO. 22-25-090
BETWEEN
RIVERSIDE COUNTY TRANSPORTATION COMMISSION
AND
SOUTHERN CALIFORNIA REGIONAL RAIL AUTHORITY
FOR
FISCAL YEAR 2022-23 ANNUAL FUNDING MOU

This Memorandum of Understanding ("MOU") is effective as of this ___ day of _____ 2022, by and between the Southern California Regional Rail Authority (hereinafter referred to as "SCRRA"), 900 Wilshire Blvd Suite 1500, Los Angeles, California 90017, and the Riverside County Transportation Commission, 4080 Lemon Street, 3rd Floor, Riverside, California 92501, a public agency (hereinafter referred to as "RCTC"), which are sometimes individually referred to as "PARTY", and collectively referred to as "PARTIES".

I. **RECITALS**

A. RCTC and SCRRA desire to enter into a MOU to define RCTC's financial commitments to the SCRRA fiscal year (FY) 2022-23 operating budget and rehabilitation/renovation and new capital budget (collectively, the "BUDGET").
B. RCTC and SCRRA desire to enter into this MOU to define the respective responsibilities of SCRRA as a subrecipient of RCTC federal funds for costs in connection with the rehabilitation/renovation new and capital budget, and SCRRA's prior year rehabilitation/renovation and new capital costs.
C. SCRRA provides a commuter rail service operating to, within, or through Los Angeles, Riverside, San Bernardino, Ventura, San Diego and Orange Counties.
D. RCTC funds SCRRA commuter rail services benefitting Riverside County on the Riverside Line, Inland Empire-Orange County Line, and 91/Perris Valley Line (91/PVL) consistent with the existing cost sharing formula established by the Joint Powers Agreement forming SCRRA ("JPA"), RCTC Agreement No. M-23-008, to which RCTC is a party.
E. SCRRA's operating budget covers train operations, including operating crews, dispatching, equipment maintenance, fuel, non-scheduled rolling stock repairs, operating facilities maintenance, rolling stock lease payments, security and guard services, public safety programs, passenger relations, existing ticket vending devices (TVD) maintenance and revenue collection, marketing and market research, media/external relations, utilities and leases, passenger transfers to

other operators, Rail 2 Rail program, station maintenance, freight rail agreements and general administrative costs that support SCRRA operations.

F. SCRRA's ongoing capital budget includes the following rehabilitation/renovation and new capital projects: track, structure, and signal work; layover facility work at Downtown Riverside Metrolink Station; and RCTC's share of system-wide track, signal, information technology, communications, rubber tire vehicles, existing TVD, and mechanical improvements.

G. RCTC, at its June 8, 2022 meeting, approved RCTC's financial commitments to the SCRRA FY 2022-23 budget for operating costs and for rehabilitation/renovation and new capital projects with funds to be drawn down by RCTC from the Federal Transit Administration (FTA) and used to reimburse SCRRA.

H. RCTC, in previous Commission meetings, has approved RCTC's financial commitment to prior SCRRA rehabilitation/renovation and new capital projects. Certain projects have not been completed and funds for those carryover projects will be drawn down by RCTC from FTA and used to reimburse SCRRA as work related to the approved projects are completed and invoiced to RCTC.

I. SCRRA agrees to provide weed abatement, debris removal, track maintenance, graffiti removal, and other related maintenance, at road crossings, as well as routine maintenance, inspection and repairs of track, structures, signal system, grade crossing warning system and communication infrastructure (collectively, "Maintenance of Way Services") within twenty (20) feet from the center line along all operational tracks within the San Jacinto Subdivision.

J. As the Railroad of Record on behalf of RCTC, SCRRA agrees to maintain track, signals, and crossing warning systems on the out of service portion of the San Jacinto Subdivision as needed ("ENS Signage and Maintenance Services"). SCRRA will post and maintain Emergency Notification Signs (ENS) with Metrolink's emergency telephone number at all crossings on the out of service areas as required by the Federal Railroad Administration (FRA) CFR Title 49 §234. The cost of all maintenance with respect to this Subdivision incurred by SCRRA will be tracked as a separate recollectable project and billed separately to RCTC outside of this MOU. RCTC shall reimburse SCRRA for any maintenance on this subdivision within 30 days of approval of an invoice.

K. Pursuant to the Shared Use Agreement between RCTC and BNSF Railway (BNSF), BNSF is obligated to pay a set rate per mile for trains that are operated and dispatched over the PVL ("BNSF Per Mile Payment Obligation").

L. SCRRA will also maintain only to the extent that costs so incurred will be reimbursable by BNSF within twenty (20) feet from the center line along the freight-only double track, sidings and spurs between Highgrove Junction to the end of the PVL operating segment ("Freight Only Maintenance of Way Services"), provided that the costs for such maintenance are not an RCTC obligation, and shall

instead be reimbursed by BNSF pursuant to the BNSF Per Mile Payment Obligation. SCRRA shall perform only work that will be covered by the per mile payment. SCRRA shall invoice BNSF for such costs. RCTC shall work with SCRRA to ensure that SCRRA is reimbursed by BNSF.

M. SCRRA agrees to provide special train service as included in the budget and will coordinate schedules and service options with member agencies.

N. RCTC shall provide security guard services for the layover facilities at South Perris and Riverside Downtown stations, and SCRRA agrees to reimburse RCTC for such services as further detailed in this MOU but not to exceed $250,000.

II. **Scope of MOU**

This MOU specifies the terms and conditions, roles and responsibilities of the PARTIES as they pertain to the subjects and projects addressed herein. Both RCTC and SCRRA agree that each will cooperate and coordinate with the other in all activities covered by this MOU and any other supplemental MOUs that may be required to facilitate the purposes thereof.

III. **Responsibilities of RCTC**

RCTC agrees to the following responsibilities for the BUDGET:

A. Allocate to SCRRA the RCTC share of the BUDGET for operating costs in the not-to exceed amount of Twenty-Six Million, six Hundred Ninety-five Thousand Six Hundred and Thirty-Seven Dollars ($26,695,637) for rail operations using state, local and federal funds, which will be invoiced to RCTC on a quarterly basis in advance by SCRRA. The breakdown of all funds to be used for the operating subsidy allocation is as follows:

Source	Amount
LTF	$19,695,637
FTA Section 5337	$4,000,000
STA	$3,000,000
Total	$26,695,637.00

B. Program Ten Million, Three Hundred Ninety-One Thousand Nine Hundred and Fifteen dollars ($10,391,915) in FTA Section 5337 and 5307 funds to be drawn down directly by RCTC. Funds will reimburse SCRRA as a subrecipient for rehabilitation and renovation projects. RCTC shall review each invoice and pay

all authorized expenses within 30 days following approval of an invoice that is properly submitted in accordance with this MOU.

C. Review each SCRRA invoice for rehabilitation/renovation, and RCTC-approved new capital project costs to ensure eligibility for federal reimbursement and make timely drawdown requests to FTA for eligible expenses following approval of the invoice.

D. Prepare and submit to the FTA, on a timely basis, all required periodic reports and milestone updates.

E. Comply with all requirements of the current FTA Master Agreement, found at https://www.transit.dot.gov/sites/fta.dot.gov/files/2022-02/FTA-Master-Agreement-v29-2022-02-07.pdf

F. Monitor SCRRA's respective responsibilities as a subrecipient of RCTC's federal funds for rehabilitation/renovation and new capital costs in connection with the BUDGET and with SCRRA's prior years' carryover budget.

G. Per the regular operating formula, as set forth in the JPA, reimburse SCRRA for Maintenance of Way Services performed within twenty (20) feet from the center line along PVL, including any railroad structure or ballast cross–section that is located outside of this twenty (20) feet area (collectively, the "PVL SCRRA Maintenance Area"). These costs shall be included in the quarterly rail operations invoices submitted by SCRRA pursuant to Section III.A and are part of the BUDGET allocated not-to-exceed amount set forth therein as listed in Exhibit A.

H. For the PVL, be responsible for applicable Maintenance of Way Services that are outside the PVL SCRRA Maintenance Area. RCTC shall not be required to provide flagmen for such Maintenance of Way Services if there is no potential to foul the tracks but shall properly ensure that contractors have safety training for employees.

I. Provide security guards for the layover facilities at South Perris and Riverside Downtown stations, which costs shall be reimbursed by SCRRA. SCRRA's payment obligation shall be based on the agreed upon terms. which is at a maximum of $350,000 a year. RCTC shall invoice SCRRA on a quarterly basis for the direct security and management costs associated with the security of the layover facilities. Notwithstanding any other provision of this MOU, RCTC may unilaterally terminate the obligation to provide security guard services under this MOU upon 30-day written notice to SCRRA.

J. Require, under its contract(s) for security guard services, that the contractor(s) indemnify SCRRA to the same extent as indemnification is provided to RCTC and include SCRRA as an additional insured under all applicable policies required by RCTC under the contract(s).

K. Make available to SCRRA as part of this MOU station security camera feeds for SCRRA's safety and security needs. However, this MOU does not cover any additional connections requested by SCRRA. Future connections shall be agreed to in writing by the PARTIES, and funding for any costs associated therewith will need to be identified.

IV. **Obligations of SCRRA**

SCRRA agrees to the following responsibilities for the BUDGET:

A. Establish fiscal controls and accounting procedures sufficient to assure proper accounting for all transactions, so that audits may be performed. SCRRA shall use accounting and fiscal procedures conforming to generally accepted accounting principles (GAAP).
B. Comply with the Office of Management and Budget Uniform Administrative Requirements, Cost Principles, and Audit Requirements for Federal Awards (Uniform Guidance), including but not limited to:
    a. Indirect Cost Rate. SCRRA's submitted federally recognized indirect cost rate negotiated between SCRRA and the FTA. SCRRA will provide RCTC the rates in a separate letter as soon as they are available. If the rates are updated with FTA, within 30 days of approval, SCRRA must reconcile its billings for any over or under-recovery of indirect costs previously billed to and reimbursed by RCTC using the provisional rates. Interest may not be claimed on any potential underpayments.
C. Comply with the requirements of 49 CFR, Part 26, et. seq., and all other FTA Disadvantaged Business Enterprise (DBE) rules, regulations and policies in carrying out this MOU, and shall_implement a stand-alone DBE Program that includes goal setting, outreach, monitoring, and reporting. SCRRA shall create and maintain records of compliance with the DBE obligations in this MOU and provide compliance information to RCTC upon request.
D. Comply with all applicable sections of 2 CFR 200 "Grants and Agreements" pertaining to the management of federally funded assets. SCRRA shall provide all necessary information to RCTC so that RCTC can coordinate with the FTA regarding the requirements 2 CFR 200.
E. Comply with all applicable sections of FTA Circular 5010.1.e pertaining to the management of federally funded assets, FTA Circular 4220.1F pertaining to any third-party contracts funded with FTA funds, and any other applicable FTA Circulars. SCRRA shall provide all necessary information to RCTC so that RCTC can coordinate with the FTA regarding the requirements in Circular 5010.1.e.

F. Assume the role of subrecipient of federal awards and provide RCTC with all the necessary information to remain in compliance as a subrecipient with the Uniform Guidance, FTA requirements, and RCTC Subrecipient Guidelines, all of which are on file at the offices of the PARTIES, and are incorporated herein by reference.

G. Comply with all applicable requirements of the FTA Master Agreement, the terms of which are incorporated herein by reference, and be responsible for any violation of FTA rules, regulations or policies, or misuse of funds by SCRRA.

H. Submit a separate invoice to RCTC (Attention: Accounts Payable) on a quarterly basis for RCTC's share of the costs associated with the individual components of the BUDGET. Each invoice shall be in a mutually acceptable form and shall include the following information, at a minimum:

    a. RCTC Agreement number
    b. Time period covered by the invoice;
    c. Total invoice amount;
    d. For rehabilitation/renovation and new capital projects, supporting documentation, such as progress reports, contractor invoices, or other records to indicate payment has been made to contractor(s), or that payment is imminent in the amount of the invoice, and such additional supporting documentation and background information as RCTC may reasonably require (including executed contracts, as further described below):
    e. All information needed for quarterly project reporting and milestone updates to allow RCTC enough time to prepare and submit to the FTA on a timely basis all required or requested FTA reports and updates. In no event shall such reports be received later than ten (10) days prior to the required date of the quarterly submission to the FTA, which is 30 days following the end of each quarter.

I. For each invoice submitted to RCTC related to rehabilitation/renovation and capital projects, provide a description of services performed during invoice period and included in the invoice;

J. For rehabilitation/renovation and capital projects, provide quarterly reports detailing total amount invoiced to date and balance remaining on projects; any significant issues encountered or anticipated; and a breakdown of percent completed and remaining for projects.

K. Provide quarterly budget to actual reports to RCTC and the SCRRA Board of Directors reflecting actual ridership and revenues and expenses at a line item level compared to the adopted operating budget, based on financial information generated by SCRRA's Oracle financial system. Such financial

information shall be based on a monthly financial closing process that includes significant accruals and material account reconciliations.

L. Operate Metrolink commuter rail service on three lines serving Riverside County within budgeted service levels as outlined in Exhibit A.

M. Submit invoices to RCTC in a timely manner to allow RCTC to draw down FTA federal funds directly and provide quarterly expenditure report by grant to RCTC no later than the 20th of the month following the end of each quarter reflecting anticipated drawdown of federal funds and funds expended for RCTC-funded capital, rehabilitation/renovation projects, including a progress report on each budgeted rehabilitation/renovation project that includes status of each project, schedule update, , and expenditures to budget.

N. Provide a reconciliation report to RCTC by March 31, 2023, identifying a surplus or deficit in FY 2021-22 RCTC allocations to the SCRRA for operating expenses.

O. Obtain express written permission from RCTC prior to reallocating any unexpended/surplus FY 2021-22 RCTC operating funds

P. Return to RCTC any unexpended/surplus FY 2021-22 funds unless RCTC has provided written permission for reallocation or an agreement on rolling over funds to FY 2022-23 for operations

Q. Metrolink will make available quarterly reports summarizing FY 2022-23 actual data versus budget, to assist in the measurement of performance metrics.

R. Metrolink will make annual reports available summarizing operating expenses that will be reimbursed by CARES Act grant funds following the annual external audit.

S. As applicable, prepare and submit all required reports to federal and state agencies in a timely manner by the due dates established by those agencies in order to avoid any penalties that could impair funding to RCTC.

T. To qualify for reimbursement from RCTC, SCRRA must submit the following. A final invoice for operating expenses for FY 2022-23 on or prior to June 30, 2023 for budgeted or adjusted budget operating expenses. If, after reconciliation of operating expenses is completed, it is determined that additional funds are needed to cover authorized expenses a final invoice with backup justification will be provided to RCTC by March 31, 2024. The invoices for rehabilitation/renovation and new capital projects shall be provided as soon as possible, in accordance with FTA guidelines of the specified grant funds. Should a rehabilitation/renovation or capital project incur a delay, SCRRA shall promptly notify RCTC as to the cause of delay and other pertinent information that may be required to obtain an extension of grant terms, as applicable. Invoices submitted beyond the stated timeframes, unless extended, will be

reviewed and may be reimbursed, on a case by case basis, subject to the availability of funding, as determined by RCTC and its grantors.

U. Submit invoices to BNSF for dispatching along the PVL and for the Freight Only Maintenance of Way Services. If the annual BNSF Per Mile Payment Obligation exceeds the costs of the Freight Only Maintenance of Way Services, SCRRA shall also invoice BNSF for a portion of the Maintenance of Way Services within the PVL SCRRA Maintenance Area.

V. Provide Maintenance of Way Services within the PVL SCRRA Maintenance Area.

W. Be responsible for all the fencing maintenance, weeding, trash, graffiti and maintenance within SCRRA's responsibility for track and structures.

X. As the Railroad of Record on behalf of RCTC, SCRRA agrees to provide the ENS Signage and Maintenance Services related to ENS Signage, to track such services as a separate recollectable project, and to bill RCTC for such services separately, outside of this MOU.

Y. Reimburse RCTC on a quarterly basis for the direct security costs associated with the security of the layover facility located at the Riverside Downtown station and the South Perris Station along the PVL, for a total, not-to-exceed amount of $350,000. Payments shall be made to RCTC within thirty (30) days of receipt and approval by SCRRA of RCTC's invoice and supporting documentation. Hourly rates for security services are as set forth in Exhibit C attached to this MOU and incorporated herein by reference. Notwithstanding any other provision of this MOU, SCRRA may unilaterally terminate the security guard services provided under this MOU upon 30-day written notice to RCTC.

Z. Make available to RCTC as part of this MOU security camera feeds for RCTC's safety and security needs. The feeds captured within and near the station areas that are intended to monitor Communication Structures and other areas related to trains operations and equipment shall also be made available to RCTC. Future connections will need to be agreed to in writing by the PARTIES and funding for any costs associated with the project will need to be identified.

AA. Maintain the 48 fibers provided by RCTC for SCRRA's use.

BB. Be responsible for the maintenance of existing TVDs located at RCTC owned stations. Removal of any TVD from the designated station will require written notification to and approval from RCTC prior to work commencing. If the removal or the relocation of the TVD is requested by RCTC, any associated costs will be incurred by RCTC.

CC. Report on and credit to RCTC's quarterly member agency operating subsidy allocation any revenues received from BNSF for the Freight Only Maintenance of Way Services and any additional Maintenance of Way Services along the PVL on a quarterly basis. Those revenues will be used to offset RCTC's member agency operating subsidy allocation and reported on quarterly invoices.

DD. Report on and credit to RCTC's quarterly member agency operating subsidy allocation any revenues received from BNSF for the dispatching along the PVL.

EE. Be responsible for the maintenance of the Riverside Downtown and South Perris layover facilities, unless different agreements are made in writing by both PARTIES.

FF. Complete all work to be funded under this MOU in a good and workmanlike manner, consistent with the standard of care generally recognized as being employed by professionals in the same discipline in the State of California. Failure of SCRRA to abide by the conditions above may result in delay to payment schedule outlined in Responsibilities of RCTC.

V. **Maximum Obligation**

A. Notwithstanding any provisions of this MOU to the contrary, RCTC and SCRRA agree that RCTC's maximum cumulative payment obligation hereunder shall be Twenty-Six Million, six Hundred Ninety-five Thousand Six Hundred and Thirty-Seven Dollars ($26,695,637) for rail operations; Ten Million, Three Hundred Ninety-One Thousand Nine Hundred and Fifteen dollars ($10,391,915) in FTA Section 5337 and 5307 funds for capital projects. Any amendments to the BUDGET that increase the amount set forth as due from RCTC will require RCTC board approval.

B. Notwithstanding any provisions of the MOU to the contrary, RCTC and SCRRA agree that SCRRA's maximum cumulative payment obligation hereunder for security guard services shall be Three Hundred Fifty Thousand Dollars ($350,000).

VI. **Complete MOU**

A. This MOU, including any attachments incorporated herein and made applicable by reference, constitutes the complete and exclusive statement of the term(s) and condition(s) between SCRRA and RCTC concerning the subject matter addressed herein and it supersedes all prior representations, understandings, and communications. The invalidity in whole or in part of any term or condition of this MOU shall not affect the validity of other term(s) or conditions(s) of this MOU. The above-referenced Recitals are true and correct and are incorporated by reference herein.

B. RCTC'S failure to insist on any instance(s) of SCRRA's performance of any term(s) or condition(s) of this MOU shall not be construed as a waiver or relinquishment of RCTC's right to such performance or to future performance of such term(s) or condition(s), and SCRRA's obligation in respect thereto shall continue in full force and effect. Changes to any portion of this MOU shall not be binding upon RCTC except when specifically confirmed in writing by an

authorized representative of RCTC by way of a written amendment to this MOU and issued in accordance with the provisions of this MOU.

C. SCRRA's failure to insist on any instance(s) of RCTC's performance of any term(s) or condition(s) of this MOU shall not be construed as a waiver or relinquishment of SCRRA's right to such performance or to future performance of such term(s) or condition(s), and RCTC's obligation in respect thereto shall continue in full force and effect. Changes to any portion of this MOU shall not be binding upon SCRRA except when specifically confirmed in writing by an authorized representative of SCRRA by way of a written amendment to this MOU and issued in accordance with the provisions of this MOU.

VII. **Authorized Representatives**

The actions required to be taken by SCRRA and RCTC in the implementation of this MOU are delegated to the respective authorized representative of each PARTY. The authorized representative for SCRRA is its Chief Executive Officer, or designee, and the authorized representative for RCTC is its Executive Director, or designee.

VIII. **Audit and Inspection**

In its role as a subrecipient, SCRRA shall:

A. Maintain a complete set of accounting records in accordance with GAAP for RCTC subrecipient monitoring, FTA, and normal operations purposes. The original records shall be maintained within the SCRRA limits.

B. Prepare and file, within nine (9) months after the close of the fiscal year, financial statements of SCRRA for such fiscal year, together with an audit report thereon prepared by and independent certified public accountant. SCRRA shall publish audited financial statements within ten (10) days of board approval of the financial statements and audit report.

C. Upon reasonable notice, permit the authorized representatives of RCTC and FTA to inspect and audit all work, materials, payroll, books, accounts and other data and records of SCRRA for a period of not less than three (3) years after final payment, or until any on-going audit is completed whichever is longer. For purposes of audit, the date of completion of this MOU shall be the date of RCTC's payment of SCRRA's final billing (so noted on the invoice) under this MOU.

    a. Upon conclusion of RCTC's monitoring of SCRRA as a subrecipient under this MOU, RCTC shall prepare a notice to SCRRA of any

findings or deficiencies and immediate actions to be taken by SCRRA to correct issues involving ineligible uses of federal funds.

i. SCRRA shall develop a corrective action plan for any findings or deficiencies from the issuance of the review findings to address deficiencies or noncompliance issues.

D. With respect to audits in accordance with (C), include these same requirements in construction contracts with SCRRA's contractor(s).
E. Comply with the terms and conditions for close-out of subawards.

RCTC shall have the right to reproduce any such books, records, and accounts.

If the FTA determines that any FTA funds paid to SCRRA were not spent in accordance with applicable federal rules and regulations, SCRRA shall be responsible for reimbursement of all such improperly expended funds and shall make such reimbursement in the manner specified by FTA.

If SCRRA fails to comply with the requirements of this MOU as it pertains to federal requirements as a subrecipient, RCTC may impose additional conditions or take one or more of the following actions, as appropriate:

A. Temporarily withhold cash payments;
B. Disallow all or part of the cost of the activity that is not in compliance;
C. Wholly or partly suspend or terminate the federal award;
D. Recommend that the federal agency initiate suspension or debarment proceedings; or
E. Take other remedies that may be legally available.

IX. **Indemnification and Insurance**

A. SCRRA shall indemnify, defend and hold harmless RCTC, its officers, directors, employees and agents from and against any and all claims (including attorney's fees and reasonable expenses for litigation or settlement) for any loss or damages, bodily injuries, including death, worker's compensation subrogation claims, damage to or loss of use of property alleged to be caused by the acts, omissions or willful misconduct by SCRRA, its officers, directors, employees, contractors, or agents in connection with or arising out of the performance of this MOU.
B. RCTC shall indemnify, defend and hold harmless SCRRA, its officers, directors, employees and agents from and against any and all claims (including attorney's fees and reasonable expenses for litigation or settlement) for any loss or damages, bodily injuries, including death, worker's compensation

subrogation claims, damage to or loss of use of property alleged to be caused by the acts, omissions or willful misconduct by RCTC, its officers, directors, employees or agents in connection with or arising out of the performance of this MOU.

C. The indemnification and defense obligations of this MOU shall survive its expiration or termination.

D. SCRRA maintains property and general liability insurance and/or self-insurance in the amounts and with coverage as set forth in the insurance certificates attached hereto as Exhibit B. SCRRA shall maintain, for the duration of this MOU. SCRRA shall require that SCRRA contractors maintain insurance coverage for injuries to persons, or damages to property, which may arise from or in connection with their operations on RCTC property. Further, the PARTIES agree that SCRRA is responsible for maintenance and repair of damage to, regardless of cause or ownership, all assets that facilitate SCRRA's operations, and shall provide insurance, therefore.

E. SCRRA and its contractors shall include RCTC as an additional insured on all insurance policies required to be maintained hereunder.

X. **Additional Provisions**

RCTC and SCRRA agree to the following mutual responsibilities:

A. Term of MOU: This MOU shall terminate upon the completion of the disbursement of the operating and capital funds to SCRRA and the completion of all reports, updates or any other documentation or responsibility of the PARTIES related to the projects in the BUDGET. In all events, this MOU shall terminate within the time limits set forth in applicable FTA procedures and regulations, but in no event later than seven (7) years from the date of the execution of this MOU. This MOU may only be extended upon written mutual consent by both PARTIES.

B. Dispute Resolution: In the case of a dispute, the Executive Director and Chief Executive Officer of the PARTIES shall timely attempt to resolve the dispute. If the PARTIES are unable to resolve the dispute, either PARTY may elect to initiate arbitration by a panel of three arbitrators pursuant to the rules of the American Arbitration Association. The panel of arbitrators shall consist of one arbitrator appointed by the governing body of each of the PARTIES, and the third member shall be appointed by mutual consent of the other two arbitrators.

C. Modifications: This MOU may be amended in writing at any time by the mutual consent of both PARTIES. Except as expressly stated herein, no amendment shall have any force or effect unless executed in writing by both PARTIES.

D. Laws and Regulations: RCTC and SCRRA shall comply with all applicable federal, state, and local laws, statues, ordinances and regulations of any governmental authority having jurisdiction over the BUDGET.

E. Legal Authority: The persons signing below represent that they are authorized to execute this MOU on behalf of their respective PARTY, and that, by so executing this MOU, the PARTIES hereto are formally bound to the provisions of this MOU.

F. Severability: If any term, provision, covenant or condition of this MOU is held to be invalid, void or otherwise unenforceable, to any extent, by any court of competent jurisdiction, the remainder of this MOU shall not be affected thereby, and each term, provision, covenant or condition of this MOU shall be valid and enforceable to the fullest extent permitted by law.

G. Counterparts: This MOU may be executed and delivered in any number of counterparts, each of which, when executed and delivered shall be deemed an original and all of which together shall constitute the same MOU.

H. Force Majeure: Either PARTY shall be excused from performing its obligations under this MOU during the time and to the extent that it is prevented from performing by an unforeseeable cause beyond its control, including but not limited to: any incidence of fire or flood; acts of God; commandeering of material, products, plants or facilities by the federal, state or local government; national fuel shortage; or a material act or omission by the other PARTY; when satisfactory evidence of such cause is presented to the other PARTY, and provided further that such nonperformance is unforeseeable, beyond the control and is not due to the fault or negligence of the PARTY not performing.

I. Assignment: Neither this MOU, nor any of the PARTIES rights, obligations, duties, or authority hereunder may be assigned in whole or in part by either PARTY without the prior written consent of the other PARTY in its sole and absolute discretion. Any such attempt of assignment shall be deemed void and of no force and effect. Consent to one assignment shall not be deemed consent to any subsequent assignment, nor the waiver of any right to consent to such subsequent assignment.

J. Obligations To Comply with Law: Nothing herein shall be deemed nor construed to authorize or require any PARTY to issue bonds, notes or other evidences of indebtedness under the terms, in amounts, or for purposes other than as authorized by local, state or federal law.

K. Governing Law: The laws of the State of California and applicable local and federal laws, regulations and guidelines shall govern this MOU. Venue shall be in Riverside County.

L. Arbitration Fees: Should arbitration arise out of this MOU for the performance hereof, the arbitration fees, and other costs and expenses, including attorney's fees, shall be paid by the PARTY against whose favor the arbitration, or any subsequent legal action arising out of the arbitration, is found.

M. Notices: Any notices, requests, or demands made between the PARTIES pursuant to this MOU are to be directed as follows:

To SCRRA:	To RCTC:
Southern California Regional Rail Authority	Riverside County Transportation Commission
900 Wilshire Blvd Suite 1500 Los Angeles, CA 90017	Street Address: 4080 Lemon St 3rd Floor Riverside, CA 92501 Mailing Address: P.O. Box 12008 Riverside, CA 92502
Attention: Chief Executive Officer Tel: 213-452-0255 E-mail: SCRRACEO@scrra.net	Attention: Executive Director Tel: 951-787-7141 E-mail: amayer@rctc.org

N. Successors and Assigns: The provisions of this MOU shall bind and inure to the benefit of each of the PARTIES hereto, and all successors or assigns of the PARTIES hereto.

O. Survival: All rights and obligations hereunder that by their nature are to continue after any expiration or termination of this MOU, including, but not limited to, the indemnification, reporting, auditing, repayment of improperly expended funds, and records maintenance obligations, shall survive any such expiration or termination.

P. Incorporation of Recitals. The recitals set forth above are true and correct and incorporated into this MOU as if fully set forth herein.

Q. Signatures: A manually signed copy of this MOU which is transmitted by facsimile, email or other means of electronic transmission shall be deemed to

have the same legal effect as delivery of an original executed copy of this MOU for all purposes. This MOU may be signed using an electronic signature.

This MOU shall be made effective upon execution by both PARTIES.

[Signatures on following page]

SIGNATURE PAGE TO
MOU No. 22-25-090-00

IN WITNESS WHEREOF, the PARTIES hereto have caused this MOU No. 22-25-090-00 to be executed on the date first above written.

SOUTHERN CALIFORNIA REGIONAL RAIL AUTHORITY	**RIVERSIDE COUNTY TRANSPORTATION COMMISSION**
_____	_____
Chief Executive Officer	Executive Director

Reviewed and Approved as to Form:

_____	_____
SCRRA Legal Counsel	RCTC General Legal Counsel

EXHIBIT A-SCRRA BUDGET

RCTC's shares of SCRRA's FY 2022-23 Budget, as approved by the SCRRA Board of Directors in June 2022, are shown below:

Operating Budget:

RCTC Share	$26,695,637
Net Subsidy	$26,695,637

Capital Budget:

RCTC Share	$10,391,915
Total	$10,391,915

EXHIBIT B-INSURANCE CERTIFICATES

[attached behind this page]

ACORD

CERTIFICATE OF LIABILITY INSURANCE

DATE (MM/DD/YYYY) 07/02/2021

THIS CERTIFICATE IS ISSUED AS A MATTER OF INFORMATION ONLY AND CONFERS NO RIGHTS UPON THE CERTIFICATE HOLDER. THIS CERTIFICATE DOES NOT AFFIRMATIVELY OR NEGATIVELY AMEND, EXTEND OR ALTER THE COVERAGE AFFORDED BY THE POLICIES BELOW. THIS CERTIFICATE OF INSURANCE DOES NOT CONSTITUTE A CONTRACT BETWEEN THE ISSUING INSURER(S), AUTHORIZED REPRESENTATIVE OR PRODUCER, AND THE CERTIFICATE HOLDER.

IMPORTANT: If the certificate holder is an ADDITIONAL INSURED, the policy(ies) must have ADDITIONAL INSURED provisions or be endorsed. If SUBROGATION IS WAIVED, subject to the terms and conditions of the policy, certain policies may require an endorsement. A statement on this certificate does not confer rights to the certificate holder in lieu of such endorsement(s).

PRODUCER
Marsh Risk & Insurance Services
17901 Von Karman Avenue, Suite 1100
(949) 399-5800; License #0437153
Irvine, CA 92614
Attn: NewportBeach.certrequests@marsh.com F 212-948-4323
CN101257024–GAWC-21-22

CONTACT NAME:
PHONE (A/C, No, Ext): FAX (A/C, No):
E-MAIL ADDRESS:

INSURER(S) AFFORDING COVERAGE	NAIC #
INSURER A : Lloyd's Of London	85202
INSURER B : The First Liberty Insurance Corporation	33588
INSURER C : Liberty Mutual Fire Ins Co	23035
INSURER D :	
INSURER E :	
INSURER F :	

INSURED
Southern California Regional Rail Authority, dba Metrolink
Attn: William Garrett
900 Wilshire Blvd. Ste. 1500
Los Angeles, CA 90017

COVERAGES CERTIFICATE NUMBER: LOS-002104817-13 REVISION NUMBER:

THIS IS TO CERTIFY THAT THE POLICIES OF INSURANCE LISTED BELOW HAVE BEEN ISSUED TO THE INSURED NAMED ABOVE FOR THE POLICY PERIOD INDICATED. NOTWITHSTANDING ANY REQUIREMENT, TERM OR CONDITION OF ANY CONTRACT OR OTHER DOCUMENT WITH RESPECT TO WHICH THIS CERTIFICATE MAY BE ISSUED OR MAY PERTAIN, THE INSURANCE AFFORDED BY THE POLICIES DESCRIBED HEREIN IS SUBJECT TO ALL THE TERMS, EXCLUSIONS AND CONDITIONS OF SUCH POLICIES. LIMITS SHOWN MAY HAVE BEEN REDUCED BY PAID CLAIMS.

INSR LTR	TYPE OF INSURANCE	ADDL INSD	SUBR WVD	POLICY NUMBER	POLICY EFF (MM/DD/YYYY)	POLICY EXP (MM/DD/YYYY)	LIMITS	
A	X COMMERCIAL GENERAL LIABILITY			UC2100003	07/01/2021	07/01/2022	EACH OCCURRENCE	$ 5,000,000
A	X CLAIMS-MADE ☐ OCCUR			UC2100064	07/01/2021	07/01/2022	DAMAGE TO RENTED PREMISES (Ea occurrence)	$
A	X Operating Liability			UC2100070	07/01/2021	07/01/2022	MED EXP (Any one person)	$
A	X Excess of $5,000,000 SIR			UC2100065	07/01/2021	07/01/2022	PERSONAL & ADV INJURY	$ 5,000,000
A	GEN'L AGGREGATE LIMIT APPLIES PER:			UC2101962	07/01/2021	07/01/2022	GENERAL AGGREGATE	$ 5,000,000
A	X POLICY ☐ PRO-JECT ☐ LOC			UC2102686	07/01/2021	07/01/2022	PRODUCTS - COMP/OP AGG	$ 5,000,000
	OTHER:							$
B	AUTOMOBILE LIABILITY			AS6291442970031	07/01/2021	07/01/2022	COMBINED SINGLE LIMIT (Ea accident)	$ 1,000,000
	X ANY AUTO						BODILY INJURY (Per person)	$
	OWNED AUTOS ONLY / X SCHEDULED AUTOS						BODILY INJURY (Per accident)	$
	X HIRED AUTOS ONLY / NON-OWNED AUTOS ONLY						PROPERTY DAMAGE (Per accident)	$
							Comp / Collision Ded:	$ 1,000
	UMBRELLA LIAB ☐ OCCUR						EACH OCCURRENCE	$
	EXCESS LIAB ☐ CLAIMS-MADE						AGGREGATE	$
	DED ☐ RETENTION $							$
C	WORKERS COMPENSATION AND EMPLOYERS' LIABILITY ANY PROPRIETOR/PARTNER/EXECUTIVE OFFICER/MEMBER EXCLUDED? (Mandatory in NH) If yes, describe under DESCRIPTION OF OPERATIONS below	N / A		WC2291442970011	07/01/2021	07/01/2022	X PER STATUTE ☐ OTH-ER	
							E.L. EACH ACCIDENT	$ 1,000,000
							E.L. DISEASE - EA EMPLOYEE	$ 1,000,000
							E.L. DISEASE - POLICY LIMIT	$ 1,000,000

DESCRIPTION OF OPERATIONS / LOCATIONS / VEHICLES (ACORD 101, Additional Remarks Schedule, may be attached if more space is required)
Riverside County Transportation Commission, its directors, officials, officers, employees, and agents are included as additional insured (except Workers' Compensation) where required by written contract.

CERTIFICATE HOLDER

Riverside County Transportation Commission
c/o EXIGIS Insurance Compliance Services
P.O. Box 4668 - ECM #35050
New York, NY 10163-4668

CANCELLATION

SHOULD ANY OF THE ABOVE DESCRIBED POLICIES BE CANCELLED BEFORE THE EXPIRATION DATE THEREOF, NOTICE WILL BE DELIVERED IN ACCORDANCE WITH THE POLICY PROVISIONS.

AUTHORIZED REPRESENTATIVE
of Marsh Risk & Insurance Services
Manashi Mukherjee Manashi Mukherjee

© 1988-2016 ACORD CORPORATION. All rights reserved.

ACORD 25 (2016/03) The ACORD name and logo are registered marks of ACORD

Exhibit B

17336.00600\34362544.3

EXHIBIT C

Hourly Rate for Security Guards July 2022 to June 2023

			Hours Per Day						
Services	Location	Quantity	M-F	Sa-Su	Hours per Week	Rate	Weekly	Monthly	Yearly
Unarmed Standard	Downtown Riverside Mission	1	8	24	88	$21.91	$1928.08	7712.32	92547.84
Unarmed Standard	Downtown Riverside Platform	1	8	8	56	$21.91	$1,226.96	$4,907.84	$58,894.08
Unarmed Standard	South Perris	1	24	24	168	$21.91	3680.88	14723.52	176682.24
								Total	$328,124.16

AGENDA ITEM 10

RIVERSIDE COUNTY TRANSPORTATION COMMISSION	
DATE:	May 23, 2022
TO:	Budget and Implementation Committee
FROM:	David Knudsen, Interim External Affairs Director
THROUGH:	John Standiford, Deputy Executive Director
SUBJECT:	Agreements for Federal Infrastructure and Habitat Conservation Legislative Advocacy Services and Habitat Conservation Legislative Advocacy Services

STAFF RECOMMENDATION:

This item is for the Committee to:

1) Award the following agreements to provide Federal Infrastructure/Habitat Conservation Legislative Advocacy Services and Federal Habitat Conservation Legislative Advocacy Services as follows:
   a) Agreement No. 22-14-064-00 to Kadesh & Associates, LLC, for a four-year term, and two, two-year options to extend the agreement; in an amount not to exceed $1,533,395; and
   b) Agreement No. 22-18-070-00 with Hogan Lovells US LLP, for a four-year term, and two, two-year options to extend the agreement; in an amount of $1,518,000;
2) Authorize the Chair or Executive Director, pursuant to legal counsel review, to finalize and execute the agreements, including option terms, on behalf of the Commission; and
3) Forward to the Commission for final action.

BACKGROUND INFORMATION:

In keeping with the Commission's enabling legislation to have a small but effective staff, the Commission historically retains legislative advocates in Washington, D.C. These advocates' roles and responsibilities include but are not limited to monitoring and elevating the Commission's policy agenda, shepherding grant and loan applications, fostering critical working relationships with Members of Congress and their staffs, and providing invaluable insight on legislative matters in Congress and federal departments.

Commission Advocacy Contract History

The Commission is currently contracted with two federal legislative advocates: Ruffalo and Associates, LLC (Kathy Ruffalo), and Cliff Madison Government Relations (Cliff Madison). Both have represented the Commission for several years in Washington, D.C. Kathy Ruffalo's résumé includes being appointed by Congress to serve on national policy commissions on transportation

infrastructure. She has a highly technical knowledge base of federal transportation policy, including intimate knowledge of federal surface transportation authorization bills like the Fixing America's Surface Transportation (FAST) Act and the Infrastructure Investment and Jobs Act (IIJA). Kathy Ruffalo has forged and maintained close relationships with authorizing committees in both the House and the Senate.

The Commission's other current federal legislative advocate is Cliff Madison. For more than a decade, the Commission has been represented by Cliff Madison, a former staffer to the House Transportation and Infrastructure (T&I) Committee and long-time Capitol Hill lobbyist. Cliff Madison maintains close relationships with members of Riverside County's House of Representatives delegation and the office of Senator Dianne Feinstein. Cliff Madison also specializes in maintaining the Commission's relationship with chairpersons of the House T&I Committee.

Cliff Madison and Kathy Ruffalo were key team members in securing the $421 million Transportation Infrastructure Finance and Innovation Act (TIFIA) loan for the 91 Project and the I-15 Express Lanes project. Both Cliff Madison and Kathy Ruffalo assisted in the Commission receiving grants for the Coachella Valley-San Gorgonio Pass Rail Corridor Study and the Blythe Wellness Express from the Federal Railroad Administration and Federal Transit Administration, respectively. Cliff Madison initiated the Commission's effort to receive $75 million of Small Starts funding for the Perris Valley Line. Kathy Ruffalo assisted in drafting amendments to federal law to address Commission priorities pertaining to goods movement funding and policy.

Both firms are currently providing services to the Commission in the first set of options years of their contract. Cliff Madison's contact ends on June 30, 2022, while Kathy Ruffalo's continues through the end of calendar year 2022 (December) and will be considered for another two-year contract under the existing contract agreement terms. RCTC's most recent procurement for federal legislative advocacy services was in 2016.

RCA Advocacy Contract History

In 2021, RCTC became the managing agency for the Western Riverside County Regional Conservation Authority (RCA). At that time, the RCA also had two federal legislative advocate contracts, which included Kadesh & Associates, LLC (Kadesh & Associates) and Hogan Lovells US, LLP (Hogan Lovells). All RCA advocacy expenses have been and will continue to be paid for by RCA and will not come at the expense of RCTC.

Kadesh & Associates is a bipartisan, bicameral federal advocacy firm specializing in advocating for California interests since its inception in 2007. Kadesh & Associates have an in-depth substantive knowledge and expertise in federal funding and legislative and regulatory issues specifically related to the areas of habitat conservation and other public infrastructure projects. Kadesh & Associates, represented by Dave Ramey, has been representing RCA in Washington, D.C. since November 1, 2016, with annual contract renewals approved by the RCA Board. Dave

Ramey's career in public service includes over three decades of experience as a senior staffer in the House of Representatives. He served nearly 20 years as Chief of Staff to Representative Ken Calvert (R-CA), Chairman of the California Republican Delegation, where he capably administered the office's political, legislative, and communications functions.

Hogan Lovells, a top global legal and advocacy firm has held a contract with RCA for federal advocacy services since June 7, 2011. RCA retained Hogan Lovells because of the expertise from former firm partner Doug Wheeler, an environmental law lawyer and policy advocate who helped write the Endangered Species Act (ESA) in 1973. Doug Wheeler worked continuously with the RCA and its consultants to develop and implement its Multiple Species Habitat Conservation Plan (MSHCP), first as a volunteer and then as a Washington-based attorney at Hogan Lovells. Doug Wheeler worked exclusively with natural resource and environmental issues since joining the U.S. Department of the Interior in 1969, where he served for seven years as Assistant Legislative Counsel and Deputy Assistant Secretary for Fish and Wildlife and Parks. From 1991-1999, Doug Wheeler served as California's Secretary for Resources.

Kadesh & Associates and Hogan Lovells have provided federal advocacy services on behalf of RCA which resulted in successful change to the U.S. Department of Interior and U.S. Fish and Wildlife Service's internal rule capping Section 6 Cooperative Endangered Species Conservation Fund land acquisition grants at $2 million to a new $10 million cap.

Doug Wheeler retired from Hogan Lovells on December 31, 2021, and was replaced by Hilary Tompkins, partner at Hogan Lovells. Hilary Tompkins served in the presidentially appointed and senate-confirmed position of Solicitor for the U.S. Department of the Interior, which is the third highest-ranking position at the Department of the Interior under the Secretary and Deputy Secretary. She was the first Native American to serve in this position. Hilary Tompkins served for over seven years in the role from 2009 to 2017. Hilary Tompkins also has experience with state-level political, policy, and legal matters, having served as deputy and chief counsel for former New Mexico Governor Bill Richardson for five years. Hilary Tompkins started her career as an environmental enforcement prosecutor with the U.S. Department of Justice in Washington, D.C.

Both firms continue to help negotiate the establishment of a new Western Riverside County National Wildlife Refuge to ensure the federal government meets its land acquisition commitment to the Western Riverside County's Multiple Species Habitat Conservation Plan.

Three of the four existing federal advocacy service contracts are set to expire on June 30, 2022, two funded by RCA and the other funded by RCTC.

Cost Efficiencies

When the RCA (Board) voted to approve RCTC as its new managing agency, two of the key objectives the Board identified as part of the new management strategy included:

1. Create cost efficiencies; and

2. Minimize contract redundancy.

Given the regionally demonstrated nexus between habitat conservation and streamlined infrastructure development, as well as an increasing federal interest in tying advanced mitigation and climate resiliency measures to transportation funding programs, staff determined that a joint contract for federal advocacy services for both RCTC and RCA would create cost efficiencies, minimize contract redundancy, and ensure interconnectivity of the policy issues.

By seeking and awarding a new federal legislative advocate service contract that combines habitat conservation and infrastructure advocacy services into one contract, RCTC fulfills both goals. This will result in consolidating two contracts into one and adjusting the scope of work for another.

While the new contracts will be executed with RCTC, the Infrastructure and Habitat Conservation combined federal contract will be reimbursed by RCA at 50 percent and the Habitat Conservation standalone federal advocacy contract will be reimbursed at 100 percent by RCA.

Procurement Process

Staff determined the weighted factor method of source selection to be the most appropriate for these procurements, as it allows the Commission to identify the most advantageous proposal(s) with price and other factors considered. Considerations other than cost include elements such as qualifications of applying firms and personnel, as well as understanding and approach for the services as set forth under the terms of Request for Proposals (RFP).

RFP No. 22-14-064-00 for the Federal Infrastructure and Habitat Conservation Legislative Advocacy Services was released by staff on February 4, 2022. RFP No. 22-18-069-00 for the Federal Habitat Conservation Legislative Advocacy Services was released by staff on February 10, 2022. Both RFPs were posted on the Commission's Planet Bids website, which is accessible through the Commission's website. Through Planet Bids, 18 firms downloaded the RFP for Federal Infrastructure and Habitat Conservation Legislative Advocacy Services; one of these firms is located in Riverside County. Five firms downloaded the RFP for Federal Habitat Conservation Legislative Advocacy Services; none of these firms were located in Riverside County. A pre-proposal conference was held on February 16, 2022 and attended by three firms for Federal Infrastructure and Habitat Conservation Legislative Advocacy Services. A pre-proposal conference was also held on February 22, 2022, for Federal Habitat Conservation Legislative Advocacy Services and attended by one firm. Staff responded to all questions submitted by potential proposers prior to the respective February 18, 2022, and February 23, 2022, clarification deadlines.

One firm – Kadesh & Associates (Washington, D.C.) – submitted a responsive proposal prior to the 2:00 p.m. submittal deadline on March 3, 2022, for Federal Infrastructure and Habitat Conservation Legislative Advocacy Services. For Federal Habitat Conservation Legislative

Advocacy Services, one firm – Hogan Lovells (Washington, D.C.) – submitted a responsive proposal prior to the 2:00 p.m. submittal deadline on March 17, 2022.

Since staff received one proposal for each RFP, it reviewed the solicitation specifications for undue restrictiveness and surveyed potential sources that chose not to submit a proposal. Reasons for not submitting a proposal included not performing the particular type of services. Staff concluded the requirements listed in the scope of work and other terms and conditions were not unnecessarily or excessively restrictive, an adequate opportunity to compete was provided, and factors other than the solicitation were responsible for the receipt of one proposal for each RFP.

Evaluation committees comprised of Commission staff and outside panelists with expertise in legislative advocacy services for infrastructure and habitat conservation, were established. The evaluation committees evaluated each proposal in accordance with the evaluation criteria set forth in the respective RFPs. Kadesh & Associates was interviewed on March 24, 2022, and Hogan Lovells was interviewed on April 6, 2022. Accordingly, each evaluation committee provided final scoring based on a comprehensive evaluation of the respective written proposals and interviews. Based on each evaluation committee's assessment, the evaluation committees determined Kadesh & Associates and Hogan Lovells to be qualified to perform the work outlined in the scope of services.

The labor rates submitted are considered fair and reasonable based on existing and previous rates for similar services. Staff was able to negotiate contract terms with Kadesh & Associates that resulted in a reduction of their proposed monthly costs and with Hogan Lovells to ensure a fixed labor cost. The two contracts include rates that are below current market rate.

The contract consists of a monthly retainer fee, recognizing the flexibility required in the ebb and flow of legislative activity. The rates are competitive in comparison to what transportation commissions of a similar size pay for state and federal advocacy services which ranges between $12,000 and $20,000 per month, per firm. The cost of the proposed contracts falls within this range. Table 1 indicates the current and proposed monthly rates for advocacy services. Table 2 indicates the monthly rates submitted by the proposing firms.

Table 1 – Comparison of Current vs. Proposed Rates

	Federal A (RCA only)	**Federal B (RCA)**	**Federal C (RCTC)**
Current Advocacy Firm Rates	$12,500	$6,250.00	$6,000.00
Proposed Advocacy Firm Rates for Initial Term	$14,500	$14,000 (split evenly between RCA and RCTC)	

Table 2 – Proposed Rates by Firms Over Entire Performance Period

	Federal Kadesh & Associates (RCTC and RCA shared)	**Federal** Hogan Lovells (RCA only)
4-Year Base Period	$14,000.00*	$14,500.00
First 2-Year Option Term	$15,000.00*	$16,750.00
Second 2-Year Option Term	$16,000.00*	$17,500.00

*Maybe adjusted based on terms of the contract

As a result of the evaluation committee's assessment of the written proposal and interview, the evaluation committee recommends contract award for Federal Infrastructure and Habitat Conservation Legislative Advocacy Services to Kadesh & Associates for a four-year term, with two, two-year options to extend the agreement in an amount not to exceed $1,533,395. The contract term would begin in July 2022. The not to exceed total includes an optional, maximum three percent, fee rate increase based on Consumer Price Index, which will be negotiated annually at staff's discretion.

For Federal Habitat Conservation Legislative Advocacy Services, following assessment of the written proposal and interview the evaluation committee recommends contract award to Hogan Lovells for a four-year term with two, two-year options to extend the agreement in an amount not to exceed $1,518,000. The contract term would begin in July 2022.

Staff anticipates there may be a need for Kadesh & Associates and Hogan Lovells to travel to California for Commission purposes, and reasonable travel expenses are not included in the monthly rates.

While the proposed cost for federal advocacy services have increased since RCTC and RCA's previous procurement opportunities, the teams proposed to support RCTC federal policy interests are also expanding and are consistent with the market for these services with the level of experience of the proposed personnel. The Kadesh & Associates team include Mark Kadesh, Chris Kierig, and Dave Ramey, with the addition of Cliff Madison, as a subcontractor. This team has considerable experience working as senior Congressional staffers, including extensive experience in senior positions in the House and the Senate, particularly with regard to appropriations and securing federal funding for both transportation and habitat conservation agencies.

The Hogan Lovells services which only included one firm representative, will now include Hilary Tompkins, Ivan Zapien, Michael Bell, Kolo Rathburn, and Sarah Ruckriegle. These team members are all Juris Doctors with decades of experience in analytical approaches to federal government and advocacy. All consultants have decades of experience working with members of Congress and their staff on a bipartisan basis, working with the Senate Environmental and Public Works Committee and House Transportation and Infrastructure Committee, as well as the House and

Senate Appropriations Committees, and the full range of federal agencies or have held presidential appointments.

Significant policy issues under consideration at the federal level require a comprehensive advocacy strategy. The consultant teams identified in these RFPs will help ensure the strategy's success. Staff finds the cost increase to be modest and expected given that current rates are six years old, and the scope of service proposed in the contracts has increased from the current contracts. Staff will continue to diligently manage these contracts for performance and provide regular updates to the Commission and Board.

***FISCAL IMPACT*:**

Funding for these services will be paid by a combination of Measure A, RCA, Local Transportation Fund, and others.

Financial Information						
In Fiscal Year Budget:	Yes	Year:	FY 2022/23 FY 2023/24 +	Amount:	$346,645 $2,704,750	
Source of Funds:	Measure A, RCA, Local Transportation Fund, Others			Budget Adjustment:	N/A	
GL/Project Accounting No.:	001001-65506-00000-0002 101 14 65520 r22001-65506-00000-0000 750-68-65520					
Fiscal Procedures Approved:				Date:	05/13/2022	

Attachments:
1) Draft Agreement 22-14-064-00 with Kadesh & Associates, LLC
2) Draft Agreement 22-18-070-00 with Hogan Lovells US LLP

Agreement No. 22-14-064-00

RIVERSIDE COUNTY TRANSPORTATION COMMISSION
AGREEMENT FOR FEDERAL INFRASTRUCTURE AND HABITAT CONSERVATION LEGISLATIVE ADVOCACY SERVICES
WITH KADESH & ASSOCIATES, LLC

1. PARTIES AND DATE.

This Agreement is made and entered into this __ day of _____, 2022, by and between the RIVERSIDE COUNTY TRANSPORTATION COMMISSION ("the Commission") and **Kadesh & Associates, LLC** ("Consultant"), a **limited liability corporation**.

2. RECITALS.

2.1 Commission is the County Transportation Commission for Riverside County, with responsibility for, among other things, implementing or allocating funding for various transportation programs and projects throughout the County of Riverside ("County").

2.2 The Western Riverside County Regional Conservation Authority ("RCA") is a Joint Powers Authority ("JPA") comprised of the County and eighteen cities in the western portion of the County.

2.3 Pursuant to an Implementation and Management Services Agreement between the Commission and RCA, the Commission provides management services on behalf of RCA, and may contract with consultants to provide services for RCA.

2.4 Consultant desires to perform and assume responsibility for the provision of certain professional consulting services required by Commission, for Commission's or RCA's benefit, on the terms and conditions set forth in this Agreement. Consultant represents that it is a professional consultant, experienced in providing **advocacy** services to public clients, is licensed in the State of California, if required, and is familiar with the plans of Commission.

2.5 Commission desires to engage Consultant to render certain consulting services for Commission or RCA for the **Federal Infrastructure and Habitat Conservation Legislative Advocacy Services** ("Project") as set forth herein.

DRAFT

3. TERMS.

3.1 General Scope of Services. Consultant promises and agrees to furnish to Commission all labor materials, tools, equipment, services, and incidental and customary work necessary to fully and adequately provide professional consulting services and advice on various issues affecting the decisions of Commission or RCA regarding the Project and on other programs and matters affecting Commission or RCA, hereinafter referred to as "Services". The Services are more particularly described in Exhibit "A" attached hereto and incorporated herein by reference. All Services shall be subject to, and performed in accordance with, this Agreement, the exhibits attached hereto and incorporated herein by reference, and all applicable local, state, and federal laws, rules and regulations.

3.2 Term. The term of this Agreement shall be from the date first specified above to **June 30, 2026**, unless earlier terminated as provided herein. The Commission, at its sole discretion, may extend this Agreement for two additional two-year terms. Consultant shall complete the Services within the term of this Agreement and shall meet any other established schedules and deadlines.

3.3 Schedule of Services. Consultant shall perform the Services expeditiously, within the term of this Agreement. Consultant represents that it has the professional and technical personnel required to perform the Services in conformance with such conditions. In order to facilitate Consultant's conformance with the Schedule, the Commission shall respond to Consultant's submittals in a timely manner. Upon request of the Commission, Consultant shall provide a more detailed schedule of anticipated performance to meet the Schedule of Services.

3.4 Independent Contractor; Control and Payment of Subordinates. The Services shall be performed by Consultant under its supervision. Consultant will determine the means, method and details of performing the Services subject to the requirements of this Agreement. Commission retains Consultant on an independent contractor basis and Consultant is not an employee of Commission. Consultant retains the right to perform similar or different services for others during the term of this Agreement. Any additional personnel performing the Services under this Agreement on behalf of Consultant shall not be employees of Commission and shall at all times be under Consultant's exclusive direction and control. Consultant shall pay all wages, salaries, and other amounts due such personnel in connection with their performance of Services under this Agreement and as required by law. Consultant shall be responsible for all reports and obligations respecting such additional personnel, including, but not limited to: social security taxes, income tax withholding, unemployment insurance, and workers' compensation insurance.

3.5 Conformance to Applicable Requirements. All work prepared by Consultant shall be subject to the approval of Commission.

3.6 Substitution of Key Personnel. Consultant has represented to Commission that certain key personnel will perform and coordinate the Services under this

DRAFT

Agreement. Should one or more of such personnel become unavailable, Consultant may substitute other personnel of at least equal competence and experience upon written approval of Commission. In the event that Commission and Consultant cannot agree as to the substitution of key personnel, Commission shall be entitled to terminate this Agreement for cause, pursuant to provisions of Section 3.16 of this Agreement. The key personnel for performance of this Agreement are as follows: Mark Kadesh, Dave Ramey, Ben Miller, and Christian Kierig.

3.7 Commission's Representative. Commission hereby designates **David Knudsen**, or his or her designee, to act as its representative for the performance of this Agreement ("Commission's Representative"). Commission's representative shall have the power to act on behalf of Commission for all purposes under this Agreement. Consultant shall not accept direction from any person other than Commission's Representative or his or her designee.

3.8 Consultant's Representative. Consultant hereby designates **Mark Kadesh**, or his or her designee, to act as its representative for the performance of this Agreement ("Consultant's Representative"). Consultant's Representative shall have full authority to represent and act on behalf of the Consultant for all purposes under this Agreement. The Consultant's Representative shall supervise and direct the Services, using his or her best skill and attention, and shall be responsible for all means, methods, techniques, sequences and procedures and for the satisfactory coordination of all portions of the Services under this Agreement.

3.9 Coordination of Services. Consultant agrees to work closely with Commission staff in the performance of Services and shall be available to Commission's staff, consultants and other staff at all reasonable times.

3.10 Standard of Care; Licenses. Consultant shall perform the Services under this Agreement in a skillful and competent manner, consistent with the standard generally recognized as being employed by professionals in the same discipline in the State of California. Consultant represents and maintains that it is skilled in the professional calling necessary to perform the Services. Consultant warrants that all employees and subcontractors shall have sufficient skill and experience to perform the Services assigned to them. Finally, Consultant represents that it, its employees and subcontractors have all licenses, permits, qualifications and approvals of whatever nature that are legally required to perform the Services and that such licenses and approvals shall be maintained throughout the term of this Agreement. Consultant shall perform, at its own cost and expense and without reimbursement from Commission, any Services necessary to correct errors or omissions which are caused by the Consultant's failure to comply with the standard of care provided for herein, and shall be fully responsible to the Commission and RCA for all damages and other liabilities provided for in the indemnification provisions of this Agreement arising from the Consultant's errors and omissions.

3.11 Laws and Regulations. Consultant shall keep itself fully informed of and in compliance with all local, state and federal laws, rules and regulations in any manner

DRAFT

affecting the performance of the Project or the Services, including all Cal/OSHA requirements, and shall give all notices required by law. Consultant shall be liable for all violations of such laws and regulations in connection with Services. If the Consultant performs any work knowing it to be contrary to such laws, rules and regulations and without giving written notice to Commission, Consultant shall be solely responsible for all costs arising therefrom. Consultant shall defend, indemnify and hold Commission, RCA, their officials, directors, officers, employees and agents free and harmless, pursuant to the indemnification provisions of this Agreement, from any claim or liability arising out of any failure or alleged failure to comply with such laws, rules or regulations.

3.12 Insurance.

3.12.1 Time for Compliance. Consultant shall not commence work under this Agreement until it has provided evidence satisfactory to the Commission that it has secured all insurance required under this section, in a form and with insurance companies acceptable to the Commission. In addition, Consultant shall not allow any subcontractor to commence work on any subcontract until it has secured all insurance required under this section.

3.12.2 Minimum Requirements. Consultant shall, at its expense, procure and maintain for the duration of the Agreement insurance against claims for injuries to persons or damages to property which may arise from or in connection with the performance of the Agreement by the Consultant, its agents, representatives, employees or subcontractors. Consultant shall also require all of its subcontractors to procure and maintain the same insurance for the duration of the Agreement. Such insurance shall meet at least the following minimum levels of coverage:

(A) Minimum Scope of Insurance. Coverage shall be at least as broad as the latest version of the following: (1) *General Liability*: Insurance Services Office Commercial General Liability coverage (occurrence form CG 0001 or exact equivalent); (2) *Automobile Liability*: Insurance Services Office Business Auto Coverage (form CA 0001, code 1 (any auto) or exact equivalent); and (3) *Workers' Compensation and Employer's Liability*: Workers' Compensation insurance as required by the State of California and Employer's Liability Insurance.

(B) Minimum Limits of Insurance. Consultant shall maintain limits no less than: (1) *General Liability:* $2,000,000 per occurrence for bodily injury, personal injury and property damage. If Commercial General Liability Insurance or other form with general aggregate limit is used, either the general aggregate limit shall apply separately to this Agreement/location or the general aggregate limit shall be twice the required occurrence limit; (2) *Automobile Liability:* $1,000,000 per accident for bodily injury and property damage; and (3) *if Consultant has an employees, Workers' Compensation and Employer's Liability:* Workers' Compensation limits as required by the Labor Code of the State of California. Employer's Practices Liability limits of $1,000,000 per accident.

DRAFT

3.12.3 Professional Liability. Consultant shall procure and maintain, and require its sub-consultants to procure and maintain, for a period of five (5) years following completion of the Project, errors and omissions liability insurance appropriate to their profession. Such insurance shall be in an amount not less than $1,000,000 per claim. This insurance shall be endorsed to include contractual liability applicable to this Agreement and shall be written on a policy form coverage specifically designed to protect against acts, errors or omissions of the Consultant. "Covered Professional Services" as designated in the policy must specifically include work performed under this Agreement. The policy must "pay on behalf of" the insured and must include a provision establishing the insurer's duty to defend.

3.12.4 Insurance Endorsements. The insurance policies shall contain the following provisions, or Consultant shall provide endorsements on forms approved by the Commission to add the following provisions to the insurance policies:

(A) General Liability.

(i) Commercial General Liability Insurance must include coverage for (1) bodily Injury and property damage; (2) personal Injury/advertising Injury; (3) premises/operations liability; (4) products/completed operations liability; (5) aggregate limits that apply per Project; (6) explosion, collapse and underground (UCX) exclusion deleted; (7) contractual liability with respect to this Agreement; (8) broad form property damage; and (9) independent consultants coverage.

(ii) The policy shall contain no endorsements or provisions limiting coverage for (1) contractual liability; (2) cross liability exclusion for claims or suits by one insured against another; or (3) contain any other exclusion contrary to this Agreement.

(iii) The policy shall give the Commission, RCA, their directors, officials, officers, employees, and agents insured status using ISO endorsement forms 20 10 10 01 and 20 37 10 01, or endorsements providing the exact same coverage.

(iv) The additional insured coverage under the policy shall be "primary and non-contributory" and will not seek contribution from the Commission's or RCA's insurance or self-insurance and shall be at least as broad as CG 20 01 04 13, or endorsements providing the exact same coverage.

(B) Automobile Liability. The automobile liability policy shall be endorsed to state that: (1) the Commission, RCA, their directors, officials, officers, employees and agents shall be covered as additional insureds with respect to the ownership, operation, maintenance, use, loading or unloading of any auto owned, leased, hired or borrowed by the Consultant or for which the Consultant is responsible; and (2) the insurance coverage shall be primary insurance as respects the Commission, RCA, their directors, officials, officers, employees and agents, or if excess, shall stand in an unbroken

DRAFT

chain of coverage excess of the Consultant's scheduled underlying coverage. Any insurance or self-insurance maintained by the Commission, RCA, their directors, officials, officers, employees and agents shall be excess of the Consultant's insurance and shall not be called upon to contribute with it in any way.

(C) Workers' Compensation and Employers Liability Coverage.

(i) Consultant certifies that he/she is aware of the provisions of Section 3700 of the California Labor Code which requires every employer to be insured against liability for workers' compensation or to undertake self-insurance in accordance with the provisions of that code, and he/she will comply with such provisions before commencing work under this Agreement.

(ii) The insurer shall agree to waive all rights of subrogation against the Commission, RCA, their directors, officials, officers, employees and agents for losses paid under the terms of the insurance policy which arise from work performed by the Consultant.

(D) All Coverages.

(i) Defense costs shall be payable in addition to the limits set forth hereunder.

(ii) Requirements of specific coverage or limits contained in this section are not intended as a limitation on coverage, limits, or other requirement, or a waiver of any coverage normally provided by any insurance. It shall be a requirement under this Agreement that any available insurance proceeds broader than or in excess of the specified minimum insurance coverage requirements and/or limits set forth herein shall be available to the Commission, RCA, their directors, officials, officers, employees and agents as additional insureds under said policies. Furthermore, the requirements for coverage and limits shall be (1) the minimum coverage and limits specified in this Agreement; or (2) the broader coverage and maximum limits of coverage of any insurance policy or proceeds available to the named insured; whichever is greater.

(iii) The limits of insurance required in this Agreement may be satisfied by a combination of primary and umbrella or excess insurance. Any umbrella or excess insurance shall contain or be endorsed to contain a provision that such coverage shall also apply on a primary and non-contributory basis for the benefit of the Commission and RCA (if agreed to in a written contract or agreement) before the Commission's and RCA's own insurance or self-insurance shall be called upon to protect them as a named insured. The umbrella/excess policy shall be provided on a "following form" basis with coverage at least as broad as provided on the underlying policy(ies).

(iv) Consultant shall provide the Commission at least thirty (30) days prior written notice of cancellation of any policy required by this Agreement, except that the Consultant shall provide at least ten (10) days prior written notice of

DRAFT

cancellation of any such policy due to non-payment of premium. If any of the required coverage is cancelled or expires during the term of this Agreement, the Consultant shall deliver renewal certificate(s) including the General Liability Additional Insured Endorsement to the Commission at least ten (10) days prior to the effective date of cancellation or expiration.

(v) The retroactive date (if any) of each policy is to be no later than the effective date of this Agreement. Consultant shall maintain such coverage continuously for a period of at least three years after the completion of the work under this Agreement. Consultant shall purchase a one (1) year extended reporting period A) if the retroactive date is advanced past the effective date of this Agreement; B) if the policy is cancelled or not renewed; or C) if the policy is replaced by another claims-made policy with a retroactive date subsequent to the effective date of this Agreement.

(vi) The foregoing requirements as to the types and limits of insurance coverage to be maintained by Consultant, and any approval of said insurance by the Commission, is not intended to and shall not in any manner limit or qualify the liabilities and obligations otherwise assumed by the Consultant pursuant to this Agreement, including but not limited to, the provisions concerning indemnification.

(vii) If at any time during the life of the Agreement, any policy of insurance required under this Agreement does not comply with these specifications or is canceled and not replaced, Commission has the right but not the duty to obtain the insurance it deems necessary and any premium paid by Commission will be promptly reimbursed by Consultant or Commission will withhold amounts sufficient to pay premium from Consultant payments. In the alternative, Commission may cancel this Agreement. The Commission may require the Consultant to provide complete copies of all insurance policies in effect for the duration of the Project.

(viii) Neither the Commission, RCA nor any of their directors, officials, officers, employees or agents shall be personally responsible for any liability arising under or by virtue of this Agreement.

3.12.5 Deductibles and Self-Insurance Retentions. Any deductibles or self-insured retentions must be declared to and approved by the Commission. If the Commission does not approve the deductibles or self-insured retentions as presented, Consultant shall guarantee that, at the option of the Commission, either: (1) the insurer shall reduce or eliminate such deductibles or self-insured retentions as respects the Commission, RCA, their directors, officials, officers, employees and agents; or, (2) the Consultant shall procure a bond guaranteeing payment of losses and related investigation costs, claims and administrative and defense expenses.

3.12.6 Acceptability of Insurers. Insurance is to be placed with insurers with a current A.M. Best's rating no less than A:VIII, licensed to do business in California, and satisfactory to the Commission.

DRAFT

3.12.7 Verification of Coverage. Consultant shall furnish Commission with original certificates of insurance and endorsements effecting coverage required by this Agreement on forms satisfactory to the Commission. The certificates and endorsements for each insurance policy shall be signed by a person authorized by that insurer to bind coverage on its behalf. All certificates and endorsements must be received and approved by the Commission before work commences. The Commission reserves the right to require complete, certified copies of all required insurance policies, at any time.

3.12.8 Subconsultant Insurance Requirements. Consultant shall not allow any subcontractors or subconsultants to commence work on any subcontract until they have provided evidence satisfactory to the Commission that they have secured all insurance required under this section. Policies of commercial general liability insurance provided by such subcontractors or subconsultants shall be endorsed to name the Commission and RCA as additional insureds using ISO form CG 20 38 04 13 or an endorsement providing the exact same coverage. If requested by Consultant, the Commission may approve different scopes or minimum limits of insurance for particular subcontractors or subconsultants.

3.13 Safety. Consultant shall execute and maintain its work so as to avoid injury or damage to any person or property. In carrying out its Services, the Consultant shall at all times be in compliance with all applicable local, state and federal laws, rules and regulations, and shall exercise all necessary precautions for the safety of employees appropriate to the nature of the work and the conditions under which the work is to be performed. Safety precautions as applicable shall include, but shall not be limited to: (A) adequate life protection and life saving equipment and procedures; (B) instructions in accident prevention for all employees and subcontractors, such as safe walkways, scaffolds, fall protection ladders, bridges, gang planks, confined space procedures, trenching and shoring, equipment and other safety devices, equipment and wearing apparel as are necessary or lawfully required to prevent accidents or injuries; and (C) adequate facilities for the proper inspection and maintenance of all safety measures.

3.14 Fees and Payment.

3.14.1 Compensation. Consultant shall receive compensation, including authorized reimbursements, for all Services rendered under this Agreement at the rates set forth in Exhibit "B" attached hereto. The total compensation shall not exceed **Six Hundred, Seventy-two Thousand Dollars ($672,000)** without written approval of Commission's Executive Director ("Total Compensation"). Extra Work may be authorized, as described below, and if authorized, will be compensated at the rates and manner set forth in this Agreement.

3.14.2 Payment of Compensation. Consultant shall submit to Commission a monthly statement which indicates work completed and hours of Services rendered by Consultant. The statement shall describe the amount of Services and supplies provided since the initial commencement date, or since the start of the subsequent billing periods, as appropriate, through the date of the statement. Commission shall, within 45

DRAFT

days of receiving such statement, review the statement and pay all approved charges thereon.

3.14.3 Reimbursement for Expenses. Consultant shall not be reimbursed for any expenses unless authorized in writing by Commission.

3.14.4 Extra Work. At any time during the term of this Agreement, Commission may request that Consultant perform Extra Work. As used herein, "Extra Work" means any work which is determined by Commission to be necessary for the proper completion of the Project, but which the parties did not reasonably anticipate would be necessary at the execution of this Agreement. Consultant shall not perform, nor be compensated for, Extra Work without written authorization from Commission's Executive Director.

3.15 Accounting Records. Consultant shall maintain complete and accurate records with respect to all costs and expenses incurred and fees charged under this Agreement. All such records shall be clearly identifiable. Consultant shall allow a representative of Commission during normal business hours to examine, audit, and make transcripts or copies of such records and any other documents created pursuant to this Agreement. Consultant shall allow inspection of all work, data, documents, proceedings, and activities related to the Agreement for a period of three (3) years from the date of final payment under this Agreement.

3.16 Termination of Agreement.

3.16.1 Grounds for Termination. Commission may, by written notice to Consultant, terminate the whole or any part of this Agreement at any time and without cause by giving written notice to Consultant of such termination, and specifying the effective date thereof. Upon termination, Consultant shall be compensated only for those services which have been fully and adequately rendered to Commission through the effective date of the termination, and Consultant shall be entitled to no further compensation. Consultant may not terminate this Agreement except for cause.

3.16.2 Effect of Termination. If this Agreement is terminated as provided herein, Commission may require Consultant to provide all finished or unfinished Documents and Data, as defined below, and other information of any kind prepared by Consultant in connection with the performance of Services under this Agreement. Consultant shall be required to provide such document and other information within fifteen (15) days of the request.

3.16.3 Additional Services. In the event this Agreement is terminated in whole or in part as provided herein, Commission may procure, upon such terms and in such manner as it may determine appropriate, services similar to those terminated.

DRAFT

3.17 Delivery of Notices. All notices permitted or required under this Agreement shall be given to the respective parties at the following address, or at such other address as the respective parties may provide in writing for this purpose:

CONSULTANT:	**COMMISSION**:
Kadesh & Associates, LLC	Riverside County Transportation Commission
230 2nd Street, SE	4080 Lemon Street, 3rd Floor
Washington, DC 20003	Riverside, CA 92501
Attn: Mark Kadesh	Attn: Executive Director

Such notice shall be deemed made when personally delivered or when mailed, forty-eight (48) hours after deposit in the U.S. Mail, first class postage prepaid and addressed to the party at its applicable address. Actual notice shall be deemed adequate notice on the date actual notice occurred, regardless of the method of service.

3.18 Ownership of Materials/Confidentiality.

3.18.1 Documents & Data. This Agreement creates an exclusive and perpetual license for Commission and RCA to copy, use, modify, reuse, or sub-license any and all copyrights and designs embodied in plans, specifications, studies, drawings, estimates, materials, data and other documents or works of authorship fixed in any tangible medium of expression, including but not limited to, physical drawings or data magnetically or otherwise recorded on computer diskettes, which are prepared or caused to be prepared by Consultant under this Agreement ("Documents & Data").

Consultant shall require all subcontractors to agree in writing that Commission and RCA are granted an exclusive and perpetual license for any Documents & Data the subcontractor prepares under this Agreement.

Consultant represents and warrants that Consultant has the legal right to grant the exclusive and perpetual license for all such Documents & Data. Consultant makes no such representation and warranty in regard to Documents & Data which were prepared by design professionals other than Consultant or provided to Consultant by the Commission.

Commission and RCA shall not be limited in any way in their use of the Documents & Data at any time, provided that any such use not within the purposes intended by this Agreement shall be at Commission's or RCA's sole risk.

3.18.2 Intellectual Property. In addition, Commission and RCA shall have and retain all right, title and interest (including copyright, patent, trade secret and other proprietary rights) in all plans, specifications, studies, drawings, estimates, materials, data, computer programs or software and source code, enhancements, documents, and any and all works of authorship fixed in any tangible medium or expression, including but

DRAFT

not limited to, physical drawings or other data magnetically or otherwise recorded on computer media ("Intellectual Property") prepared or developed by or on behalf of Consultant under this Agreement as well as any other such Intellectual Property prepared or developed by or on behalf of Consultant under this Agreement.

The Commission and RCA shall have and retain all right, title and interest in Intellectual Property developed or modified under this Agreement whether or not paid for wholly or in part by Commission or RCA, whether or not developed in conjunction with Consultant, and whether or not developed by Consultant. Consultant will execute separate written assignments of any and all rights to the above referenced Intellectual Property upon request of Commission.

Consultant shall also be responsible to obtain in writing separate written assignments from any subcontractors or agents of Consultant of any and all right to the above referenced Intellectual Property. Should Consultant, either during or following termination of this Agreement, desire to use any of the above-referenced Intellectual Property, it shall first obtain the written approval of the Commission.

All materials and documents which were developed or prepared by the Consultant for general use prior to the execution of this Agreement and which are not the copyright of any other party or publicly available and any other computer applications, shall continue to be the property of the Consultant. However, unless otherwise identified and stated prior to execution of this Agreement, Consultant represents and warrants that it has the right to grant the exclusive and perpetual license for all such Intellectual Property as provided herein.

Commission and RCA are further granted by Consultant a non-exclusive and perpetual license to copy, use, modify or sub-license any and all Intellectual Property otherwise owned by Consultant which is the basis or foundation for any derivative, collective, insurrectional, or supplemental work created under this Agreement.

3.18.3 Confidentiality. All ideas, memoranda, specifications, plans, procedures, drawings, descriptions, computer program data, input record data, written information, and other Documents and Data either created by or provided to Consultant in connection with the performance of this Agreement shall be held confidential by Consultant. Such materials shall not, without the prior written consent of Commission, be used by Consultant for any purposes other than the performance of the Services. Nor shall such materials be disclosed to any person or entity not connected with the performance of the Services or the Project. Nothing furnished to Consultant which is otherwise known to Consultant or is generally known, or has become known, to the related industry shall be deemed confidential. Consultant shall not use Commission's or RCA's name or insignia, photographs of the Project, or any publicity pertaining to the Services or the Project in any magazine, trade paper, newspaper, television or radio production or other similar medium without the prior written consent of Commission.

DRAFT

3.18.4 Infringement Indemnification. Consultant shall defend, indemnify and hold the Commission, RCA, their directors, officials, officers, employees, volunteers and agents free and harmless, pursuant to the indemnification provisions of this Agreement, for any alleged infringement of any patent, copyright, trade secret, trade name, trademark, or any other proprietary right of any person or entity in consequence of the use on the Project by Commission or RCA of the Documents & Data, including any method, process, product, or concept specified or depicted.

3.19 Cooperation; Further Acts. The Parties shall fully cooperate with one another, and shall take any additional acts or sign any additional documents as may be necessary, appropriate or convenient to attain the purposes of this Agreement.

3.20 Attorney's Fees. If either party commences an action against the other party, either legal, administrative or otherwise, arising out of or in connection with this Agreement, the prevailing party in such litigation shall be entitled to have and recover from the losing party reasonable attorney's fees and costs of such actions.

3.21 Indemnification. To the fullest extent permitted by law, Consultant shall defend (with counsel of Commission's choosing), indemnify and hold Commission, RCA, their directors, officials, officers, employees, consultants, volunteers, and agents free and harmless from any and all claims, demands, causes of action, costs, expenses, liability, loss, damage or injury, in law or equity, to property or persons, including wrongful death, in any manner arising out of or incident to alleged negligent acts, omissions, or willful misconduct of Consultant, its officials, officers, employees, agents, consultants, and contractors arising out of or in connection with the performance of the Services, the Project or this Agreement, including without limitation the payment of consequential damages, expert witness fees, and attorneys fees and other related costs and expenses. Consultant shall defend, at Consultant's own cost, expense and risk, any and all such aforesaid suits, actions or other legal proceedings of every kind that may be brought or instituted against Commission, RCA, their directors, officials, officers, employees, consultants, agents, or volunteers. Consultant shall pay and satisfy any judgment, award or decree that may be rendered against Commission, RCA or their directors, officials, officers, employees, consultants, agents, or volunteers, in any such suit, action or other legal proceeding. Consultant shall reimburse Commission, RCA and their directors, officials, officers, employees, consultants, agents, and/or volunteers, for any and all legal expenses and costs, including reasonable attorney's fees, incurred by each of them in connection therewith or in enforcing the indemnity herein provided. Consultant's obligation to indemnify shall not be restricted to insurance proceeds, if any, received by Commission, RCA, their directors, officials officers, employees, consultants, agents, or volunteers.

If Consultant's obligation to defend, indemnify, and/or hold harmless arises out of Consultant's performance as a "design professional" (as that term is defined under Civil Code section 2782.8), then, and only to the extent required by Civil Code section 2782.8, which is fully incorporated herein, Consultant's indemnification obligation shall be limited to claims that arise out of, pertain to, or relate to the negligence, recklessness, or willful misconduct of the Consultant, and, upon Consultant obtaining a final adjudication by

DRAFT

a court of competent jurisdiction, Consultant's liability for such claim, including the cost to defend, shall not exceed the Consultant's proportionate percentage of fault.

Consultant's obligations as set forth in this Section shall survive expiration or termination of this Agreement.

3.22 Entire Agreement. This Agreement contains the entire Agreement of the parties with respect to the subject matter hereof, and supersedes all prior negotiations, understandings or agreements. This Agreement may only be supplemented, amended, or modified by a writing signed by both parties.

3.23 Governing Law. This Agreement shall be governed by the laws of the State of California. Venue shall be in Riverside County.

3.24 Time of Essence. Time is of the essence for each and every provision of this Agreement.

3.25 Right to Employ Other Consultants. The Commission and RCA reserve the right to employ other consultants in connection with the Project.

3.26 Successors and Assigns. This Agreement shall be binding on the successors and assigns of the parties, and shall not be assigned by Consultant without the prior written consent of Commission.

3.27 Prohibited Interests and Conflicts.

3.27.1 Solicitation. Consultant maintains and warrants that it has not employed nor retained any company or person, other than a bona fide employee working solely for Consultant, to solicit or secure this Agreement. Further, Consultant warrants that it has not paid nor has it agreed to pay any company or person, other than a bona fide employee working solely for Consultant, any fee, commission, percentage, brokerage fee, gift or other consideration contingent upon or resulting from the award or making of this Agreement. For breach or violation of this warranty, Commission shall have the right to rescind this Agreement without liability.

3.27.2 Conflict of Interest. For the term of this Agreement, no member, officer or employee of Commission, during the term of his or her service with Commission, shall have any direct interest in this Agreement, or obtain any present or anticipated material benefit arising therefrom.

3.27.3 Conflict of Employment. Employment by the Consultant of personnel currently on the payroll of the Commission shall not be permitted in the performance of this Agreement, even though such employment may occur outside of the employee's regular working hours or on weekends, holidays or vacation time. Further, the employment by the Consultant of personnel who have been on the Commission payroll within one year prior to the date of execution of this Agreement, where this employment is

DRAFT

caused by and or dependent upon the Consultant securing this or related Agreements with the Commission, is prohibited.

3.27.4 Employment Adverse to the Commission or RCA. Consultant shall notify the Commission, and shall obtain the Commission's written consent, prior to accepting work to assist with or participate in a third-party lawsuit or other legal or administrative proceeding against the Commission or RCA during the term of this Agreement.

3.28 Equal Opportunity Employment. Consultant represents that it is an equal opportunity employer and it shall not discriminate against any employee or applicant for employment because of race, religion, color, national origin, ancestry, sex or age. Such non-discrimination shall include, but not be limited to, all activities related to initial employment, upgrading, demotion, transfer, recruitment or recruitment advertising, layoff or termination. Consultant shall also comply with all relevant provisions of Commission's Disadvantaged Business Enterprise program, Affirmative Action Plan or other related Commission programs or guidelines currently in effect or hereinafter enacted.

3.29 Subcontracting. Consultant shall not subcontract any portion of the work or Services required by this Agreement, except as expressly stated herein, without prior written approval of the Commission. Subcontracts, if any, shall contain a provision making them subject to all provisions stipulated in this Agreement.

3.30 Prevailing Wages. By its execution of this Agreement, Consultant certified that it is aware of the requirements of California Labor Code Sections 1720 et seq. and 1770 et seq., as well as California Code of Regulations, Title 8, Section 16000 et seq. ("Prevailing Wage Laws"), which require the payment of prevailing wage rates and the performance of other requirements on certain "public works" and "maintenance" projects. If the Services are being performed as part of an applicable "public works" or "maintenance" project, as defined by the Prevailing Wage Laws, and if the total compensation is $1,000 or more, Consultant agrees to fully comply with such Prevailing Wage Laws. The Commission shall provide Consultant with a copy of the prevailing rate of per diem wages in effect at the commencement of this Agreement. Consultant shall make copies of the prevailing rates of per diem wages for each craft, classification or type of worker needed to execute the Services available to interested parties upon request, and shall post copies at the Consultant's principal place of business and at the project site. Consultant shall defend, indemnify and hold the Commission, RCA, their elected officials, officers, employees and agents free and harmless from any claims, liabilities, costs, penalties or interest arising out of any failure or alleged failure to comply with the Prevailing Wage Laws.

3.30.1 DIR Registration. If the Services are being performed as part of an applicable "public works" or "maintenance" project, then pursuant to Labor Code Sections 1725.5 and 1771.1, the Consultant and all subconsultants must be registered with the Department of Industrial Relations. If applicable, Consultant shall maintain registration for the duration of the Project and require the same of any subconsultants. This Project may also be subject to compliance monitoring and enforcement by the Department of

DRAFT

Industrial Relations. It shall be Consultant's sole responsibility to comply with all applicable registration and labor compliance requirements.

3.31 Employment of Apprentices. This Agreement shall not prevent the employment of properly indentured apprentices in accordance with the California Labor Code, and no employer or labor union shall refuse to accept otherwise qualified employees as indentured apprentices on the work performed hereunder solely on the ground of race, creed, national origin, ancestry, color or sex. Every qualified apprentice shall be paid the standard wage paid to apprentices under the regulations of the craft or trade in which he or she is employed and shall be employed only in the craft or trade to which he or she is registered.

If California Labor Code Section 1777.5 applies to the Services, Consultant and any subcontractor hereunder who employs workers in any apprenticeable craft or trade shall apply to the joint apprenticeship council administering applicable standards for a certificate approving Consultant or any sub-consultant for the employment and training of apprentices. Upon issuance of this certificate, Consultant and any sub-consultant shall employ the number of apprentices provided for therein, as well as contribute to the fund to administer the apprenticeship program in each craft or trade in the area of the work hereunder.

The parties expressly understand that the responsibility for compliance with provisions of this Section and with Sections 1777.5, 1777.6 and 1777.7 of the California Labor Code in regard to all apprenticeable occupations lies with Consultant.

3.32 No Waiver. Failure of Commission to insist on any one occasion upon strict compliance with any of the terms, covenants or conditions hereof shall not be deemed a waiver of such term, covenant or condition, nor shall any waiver or relinquishment of any rights or powers hereunder at any one time or more times be deemed a waiver or relinquishment of such other right or power at any other time or times.

3.33 Eight-Hour Law. Pursuant to the provisions of the California Labor Code, eight hours of labor shall constitute a legal day's work, and the time of service of any worker employed on the work shall be limited and restricted to eight hours during any one calendar day, and forty hours in any one calendar week, except when payment for overtime is made at not less than one and one-half the basic rate for all hours worked in excess of eight hours per day ("Eight-Hour Law"), unless Consultant or the Services are not subject to the Eight-Hour Law. Consultant shall forfeit to Commission as a penalty, $50.00 for each worker employed in the execution of this Agreement by him, or by any sub-consultant under him, for each calendar day during which such workman is required or permitted to work more than eight hours in any calendar day and forty hours in any one calendar week without such compensation for overtime violation of the provisions of the California Labor Code, unless Consultant or the Services are not subject to the Eight-Hour Law.

3.34 Subpoenas or Court Orders. Should Consultant receive a subpoena or court order related to this Agreement, the Services or the Project, Consultant shall

DRAFT

immediately provide written notice of the subpoena or court order to the Commission. Consultant shall not respond to any such subpoena or court order until notice to the Commission is provided as required herein, and shall cooperate with the Commission in responding to the subpoena or court order.

3.35 Survival. All rights and obligations hereunder that by their nature are to continue after any expiration or termination of this Agreement, including, but not limited to, the indemnification and confidentiality obligations, and the obligations related to receipt of subpoenas or court orders, shall survive any such expiration or termination.

3.36 No Third Party Beneficiaries. RCA is an intended third party beneficiary of any right or benefit granted to RCA under this Agreement. Except as set forth in the foregoing sentence, there are no other intended third party beneficiaries of any right or obligation assumed by the Parties.

3.37 Labor Certification. By its signature hereunder, Consultant certifies that it is aware of the provisions of Section 3700 of the California Labor Code which require every employer to be insured against liability for Workers' Compensation or to undertake self-insurance in accordance with the provisions of that Code, and agrees to comply with such provisions before commencing the performance of the Services.

3.38 Counterparts. This Agreement may be signed in counterparts, each of which shall constitute an original.

3.39 Incorporation of Recitals. The recitals set forth above are true and correct and are incorporated into this Agreement as though fully set forth herein.

3.40 Invalidity; Severability. If any portion of this Agreement is declared invalid, illegal, or otherwise unenforceable by a court of competent jurisdiction, the remaining provisions shall continue in full force and effect.

3.41 Conflicting Provisions. In the event that provisions of any attached exhibits conflict in any way with the provisions set forth in this Agreement, the language, terms and conditions contained in this Agreement shall control the actions and obligations of the Parties and the interpretation of the Parties' understanding concerning the performance of the Services.

3.42 Headings. Article and Section Headings, paragraph captions or marginal headings contained in this Agreement are for convenience only and shall have no effect in the construction or interpretation of any provision herein.

3.43 Assignment or Transfer. Consultant shall not assign, hypothecate, or transfer, either directly or by operation of law, this Agreement or any interest herein, without the prior written consent of the Commission. Any attempt to do so shall be null and void, and any assignees, hypothecates or transferees shall acquire no right or interest by reason of such attempted assignment, hypothecation or transfer.

DRAFT

3.44 Authority to Enter Agreement. Consultant has all requisite power and authority to conduct its business and to execute, deliver, and perform the Agreement. Each Party warrants that the individuals who have signed this Agreement have the legal power, right, and authority to make this Agreement and bind each respective Party.

3.45 Electronically Transmitted Signatures. A manually signed copy of this Agreement which is transmitted by facsimile, email or other means of electronic transmission shall be deemed to have the same legal effect as delivery of an original executed copy of this Agreement for all purposes. This Agreement may be signed using an electronic signature.

[Signatures on following page]

DRAFT

SIGNATURE PAGE
TO
RIVERSIDE COUNTY TRANSPORTATION COMMISSION
AGREEMENT FOR FEDERAL INFRASTRUCTURE AND HABITAT CONSERVATION LEGISLATIVE ADVOCACY SERVICES
WITH KADESH & ASSOCIATES, LLC

IN WITNESS WHEREOF, this Agreement was executed on the date first written above.

RIVERSIDE COUNTY TRANSPORTATION COMMISSION

By: _____
[INSERT NAME]
[INSERT RCTC SIGNATOR]

KADESH & ASSOCIATES, LLC

By: _____
Signature

_____
Name

_____
Title

Approved as to Form:

By: _____
Best Best & Krieger LLP
General Counsel

Attest:

By: _____

Its: _____

* A corporation requires the signatures of two corporate officers.

One signature shall be that of the chairman of board, the president or any vice president and the second signature (on the attest line) shall be that of the secretary, any assistant secretary, the chief financial officer or any assistant treasurer of such corporation.

If the above persons are not the intended signators, evidence of signature authority shall be provided to RCTC.

DRAFT

EXHIBIT "A"

SCOPE OF SERVICES

DRAFT

FEDERAL ADVOCACY SERVICES

1.0 GENERAL INFORMATION

1.1 Introduction

1.1.1 The Riverside County Transportation Commission (RCTC or Commission) is a county transportation planning agency governed by the representatives of the twenty-eight cities and the five members of the Board of Supervisors within Riverside County.

1.1.2 The Commission provides short and long-term planning services relating to transportation, air quality, congestion management, and freeway call boxes. The Commission allocates Local Transportation Funds and the State Transit Assistance funds provided for support of public transit and local streets.

1.1.3 The Commission is responsible for the administration of Riverside County Measure A, the voter-approved half cent transportation transactions and use tax for funding major freeway construction, commuter rail services, local street and road improvements, specialized transit service for the elderly and persons with disabilities population and traffic management and environmental enhancement efforts. In 2002, Riverside County voters approved a 30-year extension of Measure A by more than a two-thirds margin.

1.1.4 In 2021, the Commission became the managing agency for the Western Riverside County Regional Conservation Authority (RCA). The RCA is an interdependent joint-powers authority governed by the representatives of the eighteen cities of western Riverside County and the five members of the Board of Supervisors in Riverside County.

1.1.5 RCA was formed in 2004 to achieve one of the nation's most ambitious sustainable planning efforts, the western Riverside County Multiple Species Habitat Conservation Plan (MSHCP). The mission of the MSHCP is to establish a 500,000-acre habitat reserve to conserve, restore, and uplift habitats for the protection of 146 species, 33 of which are endangered, while expediting construction of needed infrastructure, particularly transportation, and providing certainty in the development process. The MSHCP is the largest Habitat Conservation Plan in the Country – not only does it protect the most species of any plan, it also covers the largest land area, at approximately 1.26 million acres. The MSHCP is additionally set apart by an MOU with the state and federal governments to each fund one-sixth of RCA's acquisition goals.

1.2 General Scope of Services

1.2.1 The Riverside County Transportation Commission is seeking experienced professionals to provide representation and technical support on a suite of issues before the federal government. Activities are described in section 2.0 of this Appendix.

1.2.2 The Consultant(s) must have sound knowledge of public policy, clear understanding of the legislative process, solid political networks, knowledge of key agency programs and staff, familiarity with current federal issues, effective communication skills, grasp of public relations in the federal arena, and a successful track record in securing funding and policy victories on behalf of similar public sector clients. They should also have

DRAFT

demonstrated experience in bipartisan relationships with a network of access to legislators and their staffs, administrative and relevant agency staff, political appointees, and national associations and coalitions.

1.2.3 The scope of the consultant's services shall consist of, but not be limited to, ensuring transportation and habitat conservation efforts have a visible presence in Washington, D.C The primary advocacy priorities are to protect and increase federal transportation funding for projects in Riverside County and promote policies that enable the efficient delivery of projects, respect local control, reward "self-help" counties, and become a resource for federal officials on transportation policy. In addition, the consultant's services shall also include visibility and advocacy of land and habitat conservation management and acquisition funding; promoting policies that recognize habitat conservation plans as a viable environmental tool for approving infrastructure and land development; as well as for meeting federal conservation and climate action goals; and seeking ways to reform land acquisition funding programs to make them more efficient.

A high emphasis is placed on having a seasoned advocate who is knowledgeable of the technical and political aspects of transportation and habitat conservation funding and also has strategic relationships with key legislators from all political parties, Administration officials, and national associations and coalitions.

DRAFT

2.0 CONSULTANT'S RESPONSIBILITIES

2.1 The scope of services will include, but is not limited to, the following requirements:

The selected firm(s) will provide overall federal advocacy coordination for the Commission at the direction of the Legislative Affairs Manager, including but not limited to:

- Advice and implementation of politically strategic communications, messaging, public and media relations;
- Make specific, pro-active recommendations regarding timing and manner of engagement, including providing strategic counsel on the development of, coordination of, and leadership on advocacy, strategy, and tactics to advance and achieve federal priorities;
- Setting meetings with Members of Congress, Committees, their staffs, Administration officials, and any other stakeholders in federal policymaking;
- Routinely communicate, collaborate, advocate, and negotiate with Members, Committees, their staffs, Administration officials;
- Drafting legislation;
- Policy and political analysis;
- Coordinating advocacy trips by staff and elected officials representing member agencies to Washington, DC;
- Arranging for representatives of member agencies to testify at Congressional hearings or participate in key policy discussions in Washington;
- Writing or reviewing testimony, letters to Congress and the Administration, and any other written correspondence to federal entities;
- Assist with the development of annual federal legislative platforms by identifying potential policy issues, anticipated funding and regulatory items, changing political dynamics, and pending legislative proposals.

- Identifying strategies for Member Directed or Community Based Project funding; and
- Offering strategies for long-term advocacy success in Washington, DC.

Regular oral and written communication with:

- Members of Congress representing Riverside County and California;
- Members of relevant committees in the House of Representatives and Senate;
- Leadership in the House of Representatives and the Senate;
- Department of Transportation, Department of the Interior and other executive branch officials;
- Staff to all of the above; and
- Identify key partners, groups, and individuals to build alliances, partnerships, and coalitions in order to advance policy interests.

Provide timely information that impacts identified priorities, including but not limited to:

- Emerging legislation, amendments to legislation, regulations, budget proposals, funding, regulatory, and other items of interest identified by the Consultant(s), along with recommended positions;
- Copies of introduced legislation, testimony, statements from Members and the Administration;
- Key meetings, conferences, and discussions;
- Prognoses of future Congressional and Administrative actions;
- Political developments impacting Congress, the Administration; and
- Analyses, reports, and summaries of the above.

Participation in:

- Regular conference calls with staff (and other members of the advocacy team);
- Advocacy trips by staff and locally elected officials representing member agencies to Washington, DC;
- Annual visit to Riverside County to meet with staff, elected officials representing member agencies; ;
- Occasional coordination with advocates representing partners, allies, and coalitions including other county transportation commissions and Habitat Conservation Plans in California;
- As-needed, on-demand phone and email communications with staff regarding timely federal issues; and
- Securing Member or Administration attendance at project related events and ceremonies.
-

Witten and Oral Reports

- Provide a monthly invoice for work performed on behalf of RCTC, including a written update of activities engaged in and forecasting items the be aware of.

2.2 Consultant shall comply with all federal lobbying disclosure requirements and maintain the highest ethical standards both, publicly and privately, including the avoidance of conflicts of interest.

2.3 Consultant shall provide other services within the individual's and/or firm's ability as requested.

2.4 The Commission reserves the right to competitively bid any or all portions of work addressed in this agreement.

DRAFT

3.0 RECORDS AND AUDIT

Contractor(s) shall maintain records and books of account showing all costs and expenses incurred by the contractor for the contract. The Commission shall have the right, upon reasonable notice, to audit the books, records, documents, and other evidence and the accounting procedures and practices, where needed, to verify the costs and expenses claimed. The Commission retains this right for at least three years after final payment and until all disputes, appeals, litigation, or claims have been resolved. This right to audit shall also include inspection at reasonable times of the consultant's office or facilities which are engaged in the performance of the contract. In addition, the consultant shall, at no cost or expense to the Commission, furnish reasonable facilities and assistance for such an audit. Audit findings shall, to the extent allowed by law, be treated by the Commission as confidential.

End of Statement of Services

DRAFT

EXHIBIT "B"

COMPENSATION

DRAFT

EXHIBIT "B"

COMPENSATION SUMMARY[1]

FISCAL YEAR	PROJECT	COST
FY 2022/23	Advocacy Services	$172,643.75
FY 2023/24	Advocacy Services	$177,683.75
FY 2024/25	Advocacy Services	$182,874.95
FY 2025/26	Advocacy Services	$188,221.89
FY 2026/27	Advocacy Services	$194,157.48
FY 2027/28	Advocacy Services	$199,830.04
FY 2028/29	Advocacy Services	$205,982.29
FY 2029/30	Advocacy Services	$212,000.31
	SUBTOTAL	**1,533,394.46**
	OTHER DIRECT COSTS	
	TOTAL COSTS	**$ 1,533,394.46**

[1] Commission authorization pertains to total contract award amount. Compensation adjustments between consultants may occur; however, the maximum total compensation authorized may not be exceeded.

[2] Consultant's rates shall remain fixed for the term of this Agreement. Rates include all relevant expenses, taxes, insurance and fringe benefits, as well as indirect costs, overheard and profit allowance. The Commission reserves the unilateral right to authorize the award of the option years associated with this Agreement.

DRAFT

Agreement No. 22-18-070-00

RIVERSIDE COUNTY TRANSPORTATION COMMISSION AGREEMENT FOR FEDERAL HABITAT CONSERVATION LEGISLATIVE ADVOCACY SERVICES WITH HOGAN LOVELLS US LLP

1. PARTIES AND DATE.

This Agreement is made and entered into this __ day of _____, 2022, by and between the RIVERSIDE COUNTY TRANSPORTATION COMMISSION ("the Commission") and **Hogan Lovells US LLP** ("Consultant"), a **Limited Liability Partnership**.

2. RECITALS.

2.1 Commission is the County Transportation Commission for Riverside County, with responsibility for, among other things, implementing or allocating funding for various transportation programs and projects throughout the County of Riverside ("County").

2.2 The Western Riverside County Regional Conservation Authority ("RCA") is a Joint Powers Authority ("JPA") comprised of the County and eighteen cities in the western portion of the County.

2.3 Pursuant to an Implementation and Management Services Agreement between the Commission and RCA, the Commission provides management services on behalf of RCA, and may contract with consultants to provide services for RCA.

2.4 Consultant desires to perform and assume responsibility for the provision of certain professional consulting services required by Commission, for Commission's or RCA's benefit, on the terms and conditions set forth in this Agreement. Consultant represents that it is a professional consultant, experienced in providing **Legislative Advocacy** services to public clients, is licensed in the State of California, if required, and is familiar with the plans of Commission.

2.5 Commission desires to engage Consultant to render certain consulting services for Commission or RCA for the **Federal Habitat Conservation Legislative Advocacy Services** ("Project") as set forth herein.

DRAFT

3. TERMS.

3.1 General Scope of Services. Consultant promises and agrees to furnish to Commission all labor materials, tools, equipment, services, and incidental and customary work necessary to fully and adequately provide professional consulting services and advice on various issues affecting the decisions of Commission or RCA regarding the Project and on other programs and matters affecting Commission or RCA, hereinafter referred to as "Services". The Services are more particularly described in Exhibit "A" attached hereto and incorporated herein by reference. All Services shall be subject to, and performed in accordance with, this Agreement, the exhibits attached hereto and incorporated herein by reference, and all applicable local, state, and federal laws, rules and regulations.

3.2 Term. The term of this Agreement shall be from the date first specified above to June 30, 2026, unless earlier terminated as provided herein. Consultant shall complete the Services within the term of this Agreement and shall meet any other established schedules and deadlines.

3.3 Schedule of Services. Consultant shall perform the Services expeditiously, within the term of this Agreement, and in accordance with the Schedule of Services set forth in Exhibit "B" attached hereto and incorporated herein by reference. Consultant represents that it has the professional and technical personnel required to perform the Services in conformance with such conditions. In order to facilitate Consultant's conformance with the Schedule, the Commission shall respond to Consultant's submittals in a timely manner. Upon request of the Commission, Consultant shall provide a more detailed schedule of anticipated performance to meet the Schedule of Services.

3.4 Independent Contractor; Control and Payment of Subordinates. The Services shall be performed by Consultant under its supervision. Consultant will determine the means, method and details of performing the Services subject to the requirements of this Agreement. Commission retains Consultant on an independent contractor basis and Consultant is not an employee of Commission. Consultant retains the right to perform similar or different services for others during the term of this Agreement. Any additional personnel performing the Services under this Agreement on behalf of Consultant shall not be employees of Commission and shall at all times be under Consultant's exclusive direction and control. Consultant shall pay all wages, salaries, and other amounts due such personnel in connection with their performance of Services under this Agreement and as required by law. Consultant shall be responsible for all reports and obligations respecting such additional personnel, including, but not limited to: social security taxes, income tax withholding, unemployment insurance, and workers' compensation insurance.

3.5 Conformance to Applicable Requirements. All work prepared by Consultant shall be subject to the approval of Commission.

DRAFT

3.6 Substitution of Key Personnel. Consultant has represented to Commission that certain key personnel will perform and coordinate the Services under this Agreement. Should one or more of such personnel become unavailable, Consultant may substitute other personnel of at least equal competence and experience upon written approval of Commission. In the event that Commission and Consultant cannot agree as to the substitution of key personnel, Commission shall be entitled to terminate this Agreement for cause, pursuant to provisions of Section 3.16 of this Agreement. The key personnel for performance of this Agreement are as follows: Hilary Tompkins, Ivan Zapien, Michael Bell, Sarah Ruckriegle, and Charles Kolo Rathburn.

3.7 Commission's Representative. Commission hereby designates the Executive Director, or his or her designee, to act as its representative for the performance of this Agreement ("Commission's Representative"). Commission's representative shall have the power to act on behalf of Commission for all purposes under this Agreement. Consultant shall not accept direction from any person other than Commission's Representative or his or her designee.

3.8 Consultant's Representative. Consultant hereby designates **Hilary C. Tompkins**, or his or her designee, to act as its representative for the performance of this Agreement ("Consultant's Representative"). Consultant's Representative shall have full authority to represent and act on behalf of the Consultant for all purposes under this Agreement. The Consultant's Representative shall supervise and direct the Services, using his or her best skill and attention, and shall be responsible for all means, methods, techniques, sequences and procedures and for the satisfactory coordination of all portions of the Services under this Agreement.

3.9 Coordination of Services. Consultant agrees to work closely with Commission staff in the performance of Services and shall be available to Commission's staff, consultants and other staff at all reasonable times.

3.10 Standard of Care; Licenses. Consultant shall perform the Services under this Agreement in a skillful and competent manner, consistent with the standard generally recognized as being employed by professionals in the same discipline in the State of California. Consultant represents and maintains that it is skilled in the professional calling necessary to perform the Services. Consultant warrants that all employees and subcontractors shall have sufficient skill and experience to perform the Services assigned to them. Finally, Consultant represents that it, its employees and subcontractors have all licenses, permits, qualifications and approvals of whatever nature that are legally required to perform the Services and that such licenses and approvals shall be maintained throughout the term of this Agreement. Consultant shall perform, at its own cost and expense and without reimbursement from Commission, any Services necessary to correct errors or omissions which are caused by the Consultant's failure to comply with the standard of care provided for herein, and shall be fully responsible to the Commission and RCA for all damages and other liabilities provided for in the indemnification provisions of this Agreement arising from the Consultant's errors and omissions.

DRAFT

3.11 Laws and Regulations. Consultant shall keep itself fully informed of and in compliance with all local, state and federal laws, rules and regulations in any manner affecting the performance of the Project or the Services, including all Cal/OSHA requirements, and shall give all notices required by law. Consultant shall be liable for all violations of such laws and regulations in connection with Services. If the Consultant performs any work knowing it to be contrary to such laws, rules and regulations and without giving written notice to Commission, Consultant shall be solely responsible for all costs arising therefrom. Consultant shall defend, indemnify and hold Commission, RCA, their officials, directors, officers, employees and agents free and harmless, pursuant to the indemnification provisions of this Agreement, from any claim or liability arising out of any failure or alleged failure to comply with such laws, rules or regulations.

3.12 Insurance.

3.12.1 Time for Compliance. Consultant shall not commence work under this Agreement until it has provided evidence satisfactory to the Commission that it has secured all insurance required under this section, in a form and with insurance companies acceptable to the Commission. In addition, Consultant shall not allow any subcontractor to commence work on any subcontract until it has secured all insurance required under this section.

3.12.2 Minimum Requirements. Consultant shall, at its expense, procure and maintain for the duration of the Agreement insurance against claims for injuries to persons or damages to property which may arise from or in connection with the performance of the Agreement by the Consultant, its agents, representatives, employees or subcontractors. Consultant shall also require all of its subcontractors to procure and maintain the same insurance for the duration of the Agreement. Such insurance shall meet at least the following minimum levels of coverage:

(A) Minimum Scope of Insurance. Coverage shall be at least as broad as the latest version of the following: (1) *General Liability*: Insurance Services Office Commercial General Liability coverage (occurrence form CG 0001 or exact equivalent); (2) *Automobile Liability*: Insurance Services Office Business Auto Coverage (form CA 0001, code 1 (any auto) or exact equivalent); and (3) *Workers' Compensation and Employer's Liability*: Workers' Compensation insurance as required by the State of California and Employer's Liability Insurance.

(B) Minimum Limits of Insurance. Consultant shall maintain limits no less than: (1) *General Liability:* $2,000,000 per occurrence for bodily injury, personal injury and property damage. If Commercial General Liability Insurance or other form with general aggregate limit is used, either the general aggregate limit shall apply separately to this Agreement/location or the general aggregate limit shall be twice the required occurrence limit; (2) *Automobile Liability:* $1,000,000 per accident for bodily injury and property damage; and (3) *if Consultant has an employees, Workers' Compensation and Employer's Liability:* Workers' Compensation limits as required by the Labor Code of the State of California. Employer's Practices Liability limits of $1,000,000 per accident.

DRAFT

3.12.3 Professional Liability. Consultant shall procure and maintain, and require its sub-consultants to procure and maintain, for a period of five (5) years following completion of the Project, errors and omissions liability insurance appropriate to their profession. Such insurance shall be in an amount not less than $1,000,000 per claim. This insurance shall be endorsed to include contractual liability applicable to this Agreement and shall be written on a policy form coverage specifically designed to protect against acts, errors or omissions of the Consultant. "Covered Professional Services" as designated in the policy must specifically include work performed under this Agreement. The policy must "pay on behalf of" the insured and must include a provision establishing the insurer's duty to defend.

3.12.4 Insurance Endorsements. The insurance policies shall contain the following provisions, or Consultant shall provide endorsements on forms approved by the Commission to add the following provisions to the insurance policies:

(A) General Liability.

(i) Commercial General Liability Insurance must include coverage for (1) bodily Injury and property damage; (2) personal Injury/advertising Injury; (3) premises/operations liability; (4) products/completed operations liability; (5) aggregate limits that apply per Project; (6) explosion, collapse and underground (UCX) exclusion deleted; (7) contractual liability with respect to this Agreement; (8) broad form property damage; and (9) independent consultants coverage.

(ii) The policy shall contain no endorsements or provisions limiting coverage for (1) contractual liability; (2) cross liability exclusion for claims or suits by one insured against another; or (3) contain any other exclusion contrary to this Agreement.

(iii) The policy shall give the Commission, RCA, their directors, officials, officers, employees, and agents insured status using ISO endorsement forms 20 10 10 01 and 20 37 10 01, or endorsements providing the exact same coverage.

(iv) The additional insured coverage under the policy shall be "primary and non-contributory" and will not seek contribution from the Commission's or RCA's insurance or self-insurance and shall be at least as broad as CG 20 01 04 13, or endorsements providing the exact same coverage.

(B) Automobile Liability. The automobile liability policy shall be endorsed to state that: (1) the Commission, RCA, their directors, officials, officers, employees and agents shall be covered as additional insureds with respect to the ownership, operation, maintenance, use, loading or unloading of any auto owned, leased, hired or borrowed by the Consultant or for which the Consultant is responsible; and (2) the insurance coverage shall be primary insurance as respects the Commission, RCA, their

DRAFT

directors, officials, officers, employees and agents, or if excess, shall stand in an unbroken chain of coverage excess of the Consultant's scheduled underlying coverage. Any insurance or self-insurance maintained by the Commission, RCA, their directors, officials, officers, employees and agents shall be excess of the Consultant's insurance and shall not be called upon to contribute with it in any way.

(C) Workers' Compensation and Employers Liability Coverage.

(i) Consultant certifies that he/she is aware of the provisions of Section 3700 of the California Labor Code which requires every employer to be insured against liability for workers' compensation or to undertake self-insurance in accordance with the provisions of that code, and he/she will comply with such provisions before commencing work under this Agreement.

(ii) The insurer shall agree to waive all rights of subrogation against the Commission, RCA, their directors, officials, officers, employees and agents for losses paid under the terms of the insurance policy which arise from work performed by the Consultant.

(D) All Coverages.

(i) Defense costs shall be payable in addition to the limits set forth hereunder.

(ii) Requirements of specific coverage or limits contained in this section are not intended as a limitation on coverage, limits, or other requirement, or a waiver of any coverage normally provided by any insurance. It shall be a requirement under this Agreement that any available insurance proceeds broader than or in excess of the specified minimum insurance coverage requirements and/or limits set forth herein shall be available to the Commission, RCA, their directors, officials, officers, employees and agents as additional insureds under said policies. Furthermore, the requirements for coverage and limits shall be (1) the minimum coverage and limits specified in this Agreement; or (2) the broader coverage and maximum limits of coverage of any insurance policy or proceeds available to the named insured; whichever is greater.

(iii) The limits of insurance required in this Agreement may be satisfied by a combination of primary and umbrella or excess insurance. Any umbrella or excess insurance shall contain or be endorsed to contain a provision that such coverage shall also apply on a primary and non-contributory basis for the benefit of the Commission and RCA (if agreed to in a written contract or agreement) before the Commission's and RCA's own insurance or self-insurance shall be called upon to protect them as a named insured. The umbrella/excess policy shall be provided on a "following form" basis with coverage at least as broad as provided on the underlying policy(ies).

(iv) Consultant shall provide the Commission at least thirty (30) days prior written notice of cancellation of any policy required by this Agreement,

DRAFT

except that the Consultant shall provide at least ten (10) days prior written notice of cancellation of any such policy due to non-payment of premium. If any of the required coverage is cancelled or expires during the term of this Agreement, the Consultant shall deliver renewal certificate(s) including the General Liability Additional Insured Endorsement to the Commission at least ten (10) days prior to the effective date of cancellation or expiration.

(v) The retroactive date (if any) of each policy is to be no later than the effective date of this Agreement. Consultant shall maintain such coverage continuously for a period of at least three years after the completion of the work under this Agreement. Consultant shall purchase a one (1) year extended reporting period A) if the retroactive date is advanced past the effective date of this Agreement; B) if the policy is cancelled or not renewed; or C) if the policy is replaced by another claims-made policy with a retroactive date subsequent to the effective date of this Agreement.

(vi) The foregoing requirements as to the types and limits of insurance coverage to be maintained by Consultant, and any approval of said insurance by the Commission, is not intended to and shall not in any manner limit or qualify the liabilities and obligations otherwise assumed by the Consultant pursuant to this Agreement, including but not limited to, the provisions concerning indemnification.

(vii) If at any time during the life of the Agreement, any policy of insurance required under this Agreement does not comply with these specifications or is canceled and not replaced, Commission has the right but not the duty to obtain the insurance it deems necessary and any premium paid by Commission will be promptly reimbursed by Consultant or Commission will withhold amounts sufficient to pay premium from Consultant payments. In the alternative, Commission may cancel this Agreement. The Commission may require the Consultant to provide complete copies of all insurance policies in effect for the duration of the Project.

(viii) Neither the Commission, RCA nor any of their directors, officials, officers, employees or agents shall be personally responsible for any liability arising under or by virtue of this Agreement.

3.12.5 Deductibles and Self-Insurance Retentions. Any deductibles or self-insured retentions must be declared to and approved by the Commission. If the Commission does not approve the deductibles or self-insured retentions as presented, Consultant shall guarantee that, at the option of the Commission, either: (1) the insurer shall reduce or eliminate such deductibles or self-insured retentions as respects the Commission, RCA, their directors, officials, officers, employees and agents; or, (2) the Consultant shall procure a bond guaranteeing payment of losses and related investigation costs, claims and administrative and defense expenses.

3.12.6 Acceptability of Insurers. Insurance is to be placed with insurers with a current A.M. Best's rating no less than A:VIII, licensed to do business in California, and satisfactory to the Commission.

DRAFT

3.12.7 Verification of Coverage. Consultant shall furnish Commission with original certificates of insurance and endorsements effecting coverage required by this Agreement on forms satisfactory to the Commission. The certificates and endorsements for each insurance policy shall be signed by a person authorized by that insurer to bind coverage on its behalf. All certificates and endorsements must be received and approved by the Commission before work commences. The Commission reserves the right to require complete, certified copies of all required insurance policies, at any time.

3.12.8 Subconsultant Insurance Requirements. Consultant shall not allow any subcontractors or subconsultants to commence work on any subcontract until they have provided evidence satisfactory to the Commission that they have secured all insurance required under this section. Policies of commercial general liability insurance provided by such subcontractors or subconsultants shall be endorsed to name the Commission and RCA as additional insureds using ISO form CG 20 38 04 13 or an endorsement providing the exact same coverage. If requested by Consultant, the Commission may approve different scopes or minimum limits of insurance for particular subcontractors or subconsultants.

3.13 Safety. Consultant shall execute and maintain its work so as to avoid injury or damage to any person or property. In carrying out its Services, the Consultant shall at all times be in compliance with all applicable local, state and federal laws, rules and regulations, and shall exercise all necessary precautions for the safety of employees appropriate to the nature of the work and the conditions under which the work is to be performed. Safety precautions as applicable shall include, but shall not be limited to: (A) adequate life protection and life saving equipment and procedures; (B) instructions in accident prevention for all employees and subcontractors, such as safe walkways, scaffolds, fall protection ladders, bridges, gang planks, confined space procedures, trenching and shoring, equipment and other safety devices, equipment and wearing apparel as are necessary or lawfully required to prevent accidents or injuries; and (C) adequate facilities for the proper inspection and maintenance of all safety measures.

3.14 Fees and Payment.

3.14.1 Compensation. Consultant shall receive compensation, including authorized reimbursements, for all Services rendered under this Agreement at the rates set forth in Exhibit "C" attached hereto. The total compensation shall not exceed **Six Hundred Ninety-Six Thousand Dollars ($696,000)** without written approval of Commission's Executive Director ("Total Compensation"). Extra Work may be authorized, as described below, and if authorized, will be compensated at the rates and manner set forth in this Agreement.

3.14.2 Payment of Compensation. Consultant shall submit to Commission a monthly statement which indicates work completed and hours of Services rendered by Consultant. The statement shall describe the amount of Services and supplies provided since the initial commencement date, or since the start of the subsequent billing

DRAFT

periods, as appropriate, through the date of the statement. Commission shall, within 45 days of receiving such statement, review the statement and pay all approved charges thereon.

3.14.3 Reimbursement for Expenses. Consultant shall not be reimbursed for any expenses unless authorized in writing by Commission.

3.14.4 Extra Work. At any time during the term of this Agreement, Commission may request that Consultant perform Extra Work. As used herein, "Extra Work" means any work which is determined by Commission to be necessary for the proper completion of the Project, but which the parties did not reasonably anticipate would be necessary at the execution of this Agreement. Consultant shall not perform, nor be compensated for, Extra Work without written authorization from Commission's Executive Director.

3.15 Accounting Records. Consultant shall maintain complete and accurate records with respect to all costs and expenses incurred and fees charged under this Agreement. All such records shall be clearly identifiable. Consultant shall allow a representative of Commission during normal business hours to examine, audit, and make transcripts or copies of such records and any other documents created pursuant to this Agreement. Consultant shall allow inspection of all work, data, documents, proceedings, and activities related to the Agreement for a period of three (3) years from the date of final payment under this Agreement.

3.16 Termination of Agreement.

3.16.1 Grounds for Termination. Commission may, by written notice to Consultant, terminate the whole or any part of this Agreement at any time and without cause by giving written notice to Consultant of such termination, and specifying the effective date thereof. Upon termination, Consultant shall be compensated only for those services which have been fully and adequately rendered to Commission through the effective date of the termination, and Consultant shall be entitled to no further compensation. Consultant may not terminate this Agreement except for cause.

3.16.2 Effect of Termination. If this Agreement is terminated as provided herein, Commission may require Consultant to provide all finished or unfinished Documents and Data, as defined below, and other information of any kind prepared by Consultant in connection with the performance of Services under this Agreement. Consultant shall be required to provide such document and other information within fifteen (15) days of the request.

3.16.3 Additional Services. In the event this Agreement is terminated in whole or in part as provided herein, Commission may procure, upon such terms and in such manner as it may determine appropriate, services similar to those terminated.

DRAFT

3.17 Delivery of Notices. All notices permitted or required under this Agreement shall be given to the respective parties at the following address, or at such other address as the respective parties may provide in writing for this purpose:

CONSULTANT:	**COMMISSION**:
Hogan Lovells US LLP 555 13th St NW Washington, D.C. 20004 Attn: Hilary Tompkins	Riverside County Transportation Commission 4080 Lemon Street, 3rd Floor Riverside, CA 92501 Attn: Executive Director

Such notice shall be deemed made when personally delivered or when mailed, forty-eight (48) hours after deposit in the U.S. Mail, first class postage prepaid and addressed to the party at its applicable address. Actual notice shall be deemed adequate notice on the date actual notice occurred, regardless of the method of service.

3.18 Ownership of Materials/Confidentiality.

3.18.1 Documents & Data. This Agreement creates an exclusive and perpetual license for Commission and RCA to copy, use, modify, reuse, or sub-license any and all copyrights and designs embodied in plans, specifications, studies, drawings, estimates, materials, data and other documents or works of authorship fixed in any tangible medium of expression, including but not limited to, physical drawings or data magnetically or otherwise recorded on computer diskettes, which are prepared or caused to be prepared by Consultant under this Agreement ("Documents & Data").

Consultant shall require all subcontractors to agree in writing that Commission and RCA are granted an exclusive and perpetual license for any Documents & Data the subcontractor prepares under this Agreement.

Consultant represents and warrants that Consultant has the legal right to grant the exclusive and perpetual license for all such Documents & Data. Consultant makes no such representation and warranty in regard to Documents & Data which were prepared by design professionals other than Consultant or provided to Consultant by the Commission.

Commission and RCA shall not be limited in any way in their use of the Documents & Data at any time, provided that any such use not within the purposes intended by this Agreement shall be at Commission's or RCA's sole risk.

3.18.2 Intellectual Property. In addition, Commission and RCA shall have and retain all right, title and interest (including copyright, patent, trade secret and other proprietary rights) in all plans, specifications, studies, drawings, estimates, materials, data, computer programs or software and source code, enhancements, documents, and any and all works of authorship fixed in any tangible medium or expression, including but

DRAFT

not limited to, physical drawings or other data magnetically or otherwise recorded on computer media ("Intellectual Property") prepared or developed by or on behalf of Consultant under this Agreement as well as any other such Intellectual Property prepared or developed by or on behalf of Consultant under this Agreement.

The Commission and RCA shall have and retain all right, title and interest in Intellectual Property developed or modified under this Agreement whether or not paid for wholly or in part by Commission or RCA, whether or not developed in conjunction with Consultant, and whether or not developed by Consultant. Consultant will execute separate written assignments of any and all rights to the above referenced Intellectual Property upon request of Commission.

Consultant shall also be responsible to obtain in writing separate written assignments from any subcontractors or agents of Consultant of any and all right to the above referenced Intellectual Property. Should Consultant, either during or following termination of this Agreement, desire to use any of the above-referenced Intellectual Property, it shall first obtain the written approval of the Commission.

All materials and documents which were developed or prepared by the Consultant for general use prior to the execution of this Agreement and which are not the copyright of any other party or publicly available and any other computer applications, shall continue to be the property of the Consultant. However, unless otherwise identified and stated prior to execution of this Agreement, Consultant represents and warrants that it has the right to grant the exclusive and perpetual license for all such Intellectual Property as provided herein.

Commission and RCA are further granted by Consultant a non-exclusive and perpetual license to copy, use, modify or sub-license any and all Intellectual Property otherwise owned by Consultant which is the basis or foundation for any derivative, collective, insurrectional, or supplemental work created under this Agreement.

3.18.3 Confidentiality. All ideas, memoranda, specifications, plans, procedures, drawings, descriptions, computer program data, input record data, written information, and other Documents and Data either created by or provided to Consultant in connection with the performance of this Agreement shall be held confidential by Consultant. Such materials shall not, without the prior written consent of Commission, be used by Consultant for any purposes other than the performance of the Services. Nor shall such materials be disclosed to any person or entity not connected with the performance of the Services or the Project. Nothing furnished to Consultant which is otherwise known to Consultant or is generally known, or has become known, to the related industry shall be deemed confidential. Consultant shall not use Commission's or RCA's name or insignia, photographs of the Project, or any publicity pertaining to the Services or the Project in any magazine, trade paper, newspaper, television or radio production or other similar medium without the prior written consent of Commission.

DRAFT

3.18.4 Infringement Indemnification. Consultant shall defend, indemnify and hold the Commission, RCA, their directors, officials, officers, employees, volunteers and agents free and harmless, pursuant to the indemnification provisions of this Agreement, for any alleged infringement of any patent, copyright, trade secret, trade name, trademark, or any other proprietary right of any person or entity in consequence of the use on the Project by Commission or RCA of the Documents & Data, including any method, process, product, or concept specified or depicted.

3.19 Cooperation; Further Acts. The Parties shall fully cooperate with one another, and shall take any additional acts or sign any additional documents as may be necessary, appropriate or convenient to attain the purposes of this Agreement.

3.20 Attorney's Fees. If either party commences an action against the other party, either legal, administrative or otherwise, arising out of or in connection with this Agreement, the prevailing party in such litigation shall be entitled to have and recover from the losing party reasonable attorney's fees and costs of such actions.

3.21 Indemnification. To the fullest extent permitted by law, Consultant shall defend (with counsel of Commission's choosing), indemnify and hold Commission, RCA, their directors, officials, officers, employees, consultants, volunteers, and agents free and harmless from any and all claims, demands, causes of action, costs, expenses, liability, loss, damage or injury, in law or equity, to property or persons, including wrongful death, in any manner arising out of or incident to alleged negligent acts, omissions, or willful misconduct of Consultant, its officials, officers, employees, agents, consultants, and contractors arising out of or in connection with the performance of the Services, the Project or this Agreement, including without limitation the payment of consequential damages, expert witness fees, and attorneys fees and other related costs and expenses. Consultant shall defend, at Consultant's own cost, expense and risk, any and all such aforesaid suits, actions or other legal proceedings of every kind that may be brought or instituted against Commission, RCA, their directors, officials, officers, employees, consultants, agents, or volunteers. Consultant shall pay and satisfy any judgment, award or decree that may be rendered against Commission, RCA or their directors, officials, officers, employees, consultants, agents, or volunteers, in any such suit, action or other legal proceeding. Consultant shall reimburse Commission, RCA and their directors, officials, officers, employees, consultants, agents, and/or volunteers, for any and all legal expenses and costs, including reasonable attorney's fees, incurred by each of them in connection therewith or in enforcing the indemnity herein provided. Consultant's obligation to indemnify shall not be restricted to insurance proceeds, if any, received by Commission, RCA, their directors, officials officers, employees, consultants, agents, or volunteers.

If Consultant's obligation to defend, indemnify, and/or hold harmless arises out of Consultant's performance as a "design professional" (as that term is defined under Civil Code section 2782.8), then, and only to the extent required by Civil Code section 2782.8, which is fully incorporated herein, Consultant's indemnification obligation shall be limited to claims that arise out of, pertain to, or relate to the negligence, recklessness, or willful misconduct of the Consultant, and, upon Consultant obtaining a final adjudication by

DRAFT

a court of competent jurisdiction, Consultant's liability for such claim, including the cost to defend, shall not exceed the Consultant's proportionate percentage of fault.

Consultant's obligations as set forth in this Section shall survive expiration or termination of this Agreement.

3.22 Entire Agreement. This Agreement contains the entire Agreement of the parties with respect to the subject matter hereof, and supersedes all prior negotiations, understandings or agreements. This Agreement may only be supplemented, amended, or modified by a writing signed by both parties.

3.23 Governing Law. This Agreement shall be governed by the laws of the State of California. Venue shall be in Riverside County.

3.24 Time of Essence. Time is of the essence for each and every provision of this Agreement.

3.25 Right to Employ Other Consultants. The Commission and RCA reserve the right to employ other consultants in connection with the Project.

3.26 Successors and Assigns. This Agreement shall be binding on the successors and assigns of the parties, and shall not be assigned by Consultant without the prior written consent of Commission.

3.27 Prohibited Interests and Conflicts.

3.27.1 Solicitation. Consultant maintains and warrants that it has not employed nor retained any company or person, other than a bona fide employee working solely for Consultant, to solicit or secure this Agreement. Further, Consultant warrants that it has not paid nor has it agreed to pay any company or person, other than a bona fide employee working solely for Consultant, any fee, commission, percentage, brokerage fee, gift or other consideration contingent upon or resulting from the award or making of this Agreement. For breach or violation of this warranty, Commission shall have the right to rescind this Agreement without liability.

3.27.2 Conflict of Interest. For the term of this Agreement, no member, officer or employee of Commission, during the term of his or her service with Commission, shall have any direct interest in this Agreement, or obtain any present or anticipated material benefit arising therefrom.

3.27.3 Conflict of Employment. Employment by the Consultant of personnel currently on the payroll of the Commission shall not be permitted in the performance of this Agreement, even though such employment may occur outside of the employee's regular working hours or on weekends, holidays or vacation time. Further, the employment by the Consultant of personnel who have been on the Commission payroll within one year prior to the date of execution of this Agreement, where this employment is

DRAFT

caused by and or dependent upon the Consultant securing this or related Agreements with the Commission, is prohibited.

3.27.4 Employment Adverse to the Commission or RCA. Consultant shall notify the Commission, and shall obtain the Commission's written consent, prior to accepting work to assist with or participate in a third-party lawsuit or other legal or administrative proceeding against the Commission or RCA during the term of this Agreement.

3.28 Equal Opportunity Employment. Consultant represents that it is an equal opportunity employer and it shall not discriminate against any employee or applicant for employment because of race, religion, color, national origin, ancestry, sex or age. Such non-discrimination shall include, but not be limited to, all activities related to initial employment, upgrading, demotion, transfer, recruitment or recruitment advertising, layoff or termination. Consultant shall also comply with all relevant provisions of Commission's Disadvantaged Business Enterprise program, Affirmative Action Plan or other related Commission programs or guidelines currently in effect or hereinafter enacted.

3.29 Subcontracting. Consultant shall not subcontract any portion of the work or Services required by this Agreement, except as expressly stated herein, without prior written approval of the Commission. Subcontracts, if any, shall contain a provision making them subject to all provisions stipulated in this Agreement.

3.30 Prevailing Wages. By its execution of this Agreement, Consultant certified that it is aware of the requirements of California Labor Code Sections 1720 et seq. and 1770 et seq., as well as California Code of Regulations, Title 8, Section 16000 et seq. ("Prevailing Wage Laws"), which require the payment of prevailing wage rates and the performance of other requirements on certain "public works" and "maintenance" projects. If the Services are being performed as part of an applicable "public works" or "maintenance" project, as defined by the Prevailing Wage Laws, and if the total compensation is $1,000 or more, Consultant agrees to fully comply with such Prevailing Wage Laws. The Commission shall provide Consultant with a copy of the prevailing rate of per diem wages in effect at the commencement of this Agreement. Consultant shall make copies of the prevailing rates of per diem wages for each craft, classification or type of worker needed to execute the Services available to interested parties upon request, and shall post copies at the Consultant's principal place of business and at the project site. Consultant shall defend, indemnify and hold the Commission, RCA, their elected officials, officers, employees and agents free and harmless from any claims, liabilities, costs, penalties or interest arising out of any failure or alleged failure to comply with the Prevailing Wage Laws.

3.30.1 DIR Registration. If the Services are being performed as part of an applicable "public works" or "maintenance" project, then pursuant to Labor Code Sections 1725.5 and 1771.1, the Consultant and all subconsultants must be registered with the Department of Industrial Relations. If applicable, Consultant shall maintain registration for the duration of the Project and require the same of any subconsultants. This Project may also be subject to compliance monitoring and enforcement by the Department of

DRAFT

Industrial Relations. It shall be Consultant's sole responsibility to comply with all applicable registration and labor compliance requirements.

3.31 Employment of Apprentices. This Agreement shall not prevent the employment of properly indentured apprentices in accordance with the California Labor Code, and no employer or labor union shall refuse to accept otherwise qualified employees as indentured apprentices on the work performed hereunder solely on the ground of race, creed, national origin, ancestry, color or sex. Every qualified apprentice shall be paid the standard wage paid to apprentices under the regulations of the craft or trade in which he or she is employed and shall be employed only in the craft or trade to which he or she is registered.

If California Labor Code Section 1777.5 applies to the Services, Consultant and any subcontractor hereunder who employs workers in any apprenticeable craft or trade shall apply to the joint apprenticeship council administering applicable standards for a certificate approving Consultant or any sub-consultant for the employment and training of apprentices. Upon issuance of this certificate, Consultant and any sub-consultant shall employ the number of apprentices provided for therein, as well as contribute to the fund to administer the apprenticeship program in each craft or trade in the area of the work hereunder.

The parties expressly understand that the responsibility for compliance with provisions of this Section and with Sections 1777.5, 1777.6 and 1777.7 of the California Labor Code in regard to all apprenticeable occupations lies with Consultant.

3.32 No Waiver. Failure of Commission to insist on any one occasion upon strict compliance with any of the terms, covenants or conditions hereof shall not be deemed a waiver of such term, covenant or condition, nor shall any waiver or relinquishment of any rights or powers hereunder at any one time or more times be deemed a waiver or relinquishment of such other right or power at any other time or times.

3.33 Eight-Hour Law. Pursuant to the provisions of the California Labor Code, eight hours of labor shall constitute a legal day's work, and the time of service of any worker employed on the work shall be limited and restricted to eight hours during any one calendar day, and forty hours in any one calendar week, except when payment for overtime is made at not less than one and one-half the basic rate for all hours worked in excess of eight hours per day ("Eight-Hour Law"), unless Consultant or the Services are not subject to the Eight-Hour Law. Consultant shall forfeit to Commission as a penalty, $50.00 for each worker employed in the execution of this Agreement by him, or by any sub-consultant under him, for each calendar day during which such workman is required or permitted to work more than eight hours in any calendar day and forty hours in any one calendar week without such compensation for overtime violation of the provisions of the California Labor Code, unless Consultant or the Services are not subject to the Eight-Hour Law.

3.34 Subpoenas or Court Orders. Should Consultant receive a subpoena or court order related to this Agreement, the Services or the Project, Consultant shall

DRAFT

immediately provide written notice of the subpoena or court order to the Commission. Consultant shall not respond to any such subpoena or court order until notice to the Commission is provided as required herein, and shall cooperate with the Commission in responding to the subpoena or court order.

3.35 Survival. All rights and obligations hereunder that by their nature are to continue after any expiration or termination of this Agreement, including, but not limited to, the indemnification and confidentiality obligations, and the obligations related to receipt of subpoenas or court orders, shall survive any such expiration or termination.

3.36 No Third Party Beneficiaries. RCA is an intended third party beneficiary of any right or benefit granted to RCA under this Agreement. Except as set forth in the foregoing sentence, there are no other intended third party beneficiaries of any right or obligation assumed by the Parties.

3.37 Labor Certification. By its signature hereunder, Consultant certifies that it is aware of the provisions of Section 3700 of the California Labor Code which require every employer to be insured against liability for Workers' Compensation or to undertake self-insurance in accordance with the provisions of that Code, and agrees to comply with such provisions before commencing the performance of the Services.

3.38 Counterparts. This Agreement may be signed in counterparts, each of which shall constitute an original.

3.39 Incorporation of Recitals. The recitals set forth above are true and correct and are incorporated into this Agreement as though fully set forth herein.

3.40 Invalidity; Severability. If any portion of this Agreement is declared invalid, illegal, or otherwise unenforceable by a court of competent jurisdiction, the remaining provisions shall continue in full force and effect.

3.41 Conflicting Provisions. In the event that provisions of any attached exhibits conflict in any way with the provisions set forth in this Agreement, the language, terms and conditions contained in this Agreement shall control the actions and obligations of the Parties and the interpretation of the Parties' understanding concerning the performance of the Services.

3.42 Headings. Article and Section Headings, paragraph captions or marginal headings contained in this Agreement are for convenience only and shall have no effect in the construction or interpretation of any provision herein.

3.43 Assignment or Transfer. Consultant shall not assign, hypothecate, or transfer, either directly or by operation of law, this Agreement or any interest herein, without the prior written consent of the Commission. Any attempt to do so shall be null and void, and any assignees, hypothecates or transferees shall acquire no right or interest by reason of such attempted assignment, hypothecation or transfer.

DRAFT

3.44 Authority to Enter Agreement. Consultant has all requisite power and authority to conduct its business and to execute, deliver, and perform the Agreement. Each Party warrants that the individuals who have signed this Agreement have the legal power, right, and authority to make this Agreement and bind each respective Party.

3.45 Electronically Transmitted Signatures. A manually signed copy of this Agreement which is transmitted by facsimile, email or other means of electronic transmission shall be deemed to have the same legal effect as delivery of an original executed copy of this Agreement for all purposes. This Agreement may be signed using an electronic signature.

[Signatures on following page]

DRAFT

SIGNATURE PAGE
TO
RIVERSIDE COUNTY TRANSPORTATION COMMISSION AGREEMENT FOR FEDERAL HABITAT CONSERVATION LEGISLATIVE ADVOCACY SERVICES WITH HOGAN LOVELLS US LLP

IN WITNESS WHEREOF, this Agreement was executed on the date first written above.

RIVERSIDE COUNTY TRANSPORTATION COMMISSION

By: _____
[INSERT NAME]
[INSERT RCTC SIGNATOR]

HOGAN LOVELLS US LLP

By: _____
Signature

_____
Name

_____
Title

Approved as to Form:

By: _____
Best Best & Krieger LLP
General Counsel

Attest:

By: _____

Its: _____

* A corporation requires the signatures of two corporate officers.

One signature shall be that of the chairman of board, the president or any vice president and the second signature (on the attest line) shall be that of the secretary, any assistant secretary, the chief financial officer or any assistant treasurer of such corporation.

If the above persons are not the intended signators, evidence of signature authority shall be provided to RCTC.

DRAFT

EXHIBIT "A"

SCOPE OF SERVICES

DRAFT

FEDERAL ADVOCACY SERVICES

1.0 GENERAL INFORMATION

1.1 Introduction

1.1.1 The Riverside County Transportation Commission (RCTC or Commission) is a county transportation planning agency governed by the representatives of the twenty-eight cities and the five members of the Board of Supervisors within Riverside County.

1.1.2 The Commission provides short and long-term planning services relating to transportation, air quality, congestion management, and freeway call boxes. The Commission allocates Local Transportation Funds and the State Transit Assistance funds provided for support of public transit and local streets.

1.1.3 The Commission is responsible for the administration of Riverside County Measure A, the voter-approved half cent transportation transactions and use tax for funding major freeway construction, commuter rail services, local street and road improvements, specialized transit service for the elderly and persons with disabilities population, traffic management, and habitat conservation efforts. In 2002, Riverside County voters approved a 30-year extension of Measure A by more than a two-thirds margin.

1.1.4 In 2021, the Commission became the managing agency for the Western Riverside County Regional Conservation Authority (RCA). The RCA is an interdependent joint-powers authority governed by the representatives of the eighteen cities of western Riverside County and the five members of the Board of Supervisors in Riverside County.

1.1.5 RCA was formed in 2004 to achieve one of the nation's most ambitious sustainable planning efforts, the western Riverside County Multiple Species Habitat Conservation Plan (MSHCP). The mission of the MSHCP is to establish a 500,000-acre habitat reserve to conserve, restore, and uplift habitats for the protection of 146 species, 33 of which are endangered, while expediting construction of needed infrastructure, particularly transportation, and providing certainty in the development process. The MSHCP is the largest Habitat Conservation Plan in the Country – not only does it protect the most species of any plan, it also covers the largest land area, at approximately 1.26 million acres. The MSHCP is additionally set apart by an MOU with the state and federal governments to each fund one-sixth of RCA's acquisition goals.

1.2 General Scope of Services

1.2.1 RCTC is seeking experienced professionals to provide representation and technical support on a suite of issues before the federal government. Activities are described in section 2.0 of this Appendix.

1.2.2 The Consultant(s) must have sound knowledge of public policy, clear understanding of the legislative process, solid political networks, knowledge of key agency programs and staff, familiarity with current federal issues, effective communication skills, grasp of public relations in the federal arena, and a successful track record in securing funding and policy victories on behalf of similar public sector clients. They should also have

DRAFT

demonstrated experience in bipartisan relationships with a network of access to legislators and their staffs, administrative and relevant agency staff, political appointees, and national associations and coalitions.

1.2.3 The scope of the consultant's services shall consist of, but not be limited to, ensuring RCTC's habitat conservation efforts have a visible presence in Washington, D.C. The primary advocacy priorities are to protect and increase federal reserve land acquisition and land management funding for the MSHCP in western Riverside County, promote policies that would reward regional transportation planning agencies and local jurisdictions with Habitat Conservation Plans, and become a resource for federal officials on land and habitat conservation policies. The consultant's services shall also include promoting policies that recognize habitat conservation plans as a viable environmental tool for approving infrastructure and land development; as well as for meeting federal conservation and climate action goals; and seeking ways to reform land acquisition funding programs to make them more efficient.

A high emphasis is placed on having a seasoned advocate who is an expert on the technical and political aspects of habitat conservation funding and also has strategic relationships with key legislators from all political parties, Administration officials, and national associations and coalitions.

2.0 CONSULTANT'S RESPONSIBILITIES

2.1 The scope of services will include, but is not limited to, the following requirements:

The selected firm(s) will provide overall federal advocacy coordination for the Commission at the direction of the Legislative Affairs Manager, including but not limited to:

- Advice and implementation of politically strategic communications, messaging, public and media relations;
- Make specific, pro-active recommendations regarding timing and manner of engagement, including providing strategic counsel on the development of, coordination of, and leadership on advocacy, strategy, and tactics to advance and achieve federal priorities;
- Setting meetings with Members of Congress, Committees, their staffs, Administration officials, and any other stakeholders in federal policymaking;
- Routinely communicate, collaborate, advocate, and negotiate with Members, Committees, their staffs, Administration officials;
- Drafting legislation;
- Policy and political analysis;
- Coordinating advocacy trips by staff and elected officials representing member agencies to Washington, DC;
- Arranging for representatives of member agencies to testify at Congressional hearings or participate in key policy discussions in Washington;
- Writing or reviewing testimony, letters to Congress and the Administration, and any other written correspondence to federal entities;
- Assist with the development of annual federal legislative platforms by identifying potential policy issues, anticipated funding and regulatory items, changing political dynamics, and pending legislative proposals.
- Identifying strategies for Member Directed or Community Based Project funding;

DRAFT

- Offering strategies for long-term advocacy success in Washington, DC; and
- Drafting and providing technical support for grant applications and comments to draft federal administrative guidelines and rulemaking.

Regular oral and written communication with:

- Members of Congress representing Riverside County and California;
- Members of relevant committees in the House of Representatives and Senate;
- Leadership in the House of Representatives and the Senate;
- Department of the Interior and other executive branch officials;
- Staff to all of the above; and
- Identify key partners, groups, and individuals to build alliances, partnerships, and coalitions in order to advance policy interests.

Provide timely information that impacts identified priorities, including but not limited to:

- Emerging legislation, amendments to legislation, regulations, budget proposals, funding, regulatory, and other items of interest identified by the Consultant(s), along with recommended positions;
- Copies of introduced legislation, testimony, statements from Members and the Administration;
- Key meetings, conferences, and discussions;
- Prognoses of future Congressional and Administrative actions;
- Political developments impacting Congress, the Administration; and
- Analyses, reports, and summaries of the above.

Participation in:

- Regular conference calls with staff (and other members of the advocacy team);
- Advocacy trips by staff and locally elected officials representing member agencies to Washington, DC as necessary;
- Visit to Riverside County to meet with Commission and RCA officials as necessary;
- Occasional coordination with advocates representing partners, allies, and coalitions including other Habitat Conservation Plans in California and around the country;
- As-needed, on-demand phone and email communications with staff regarding timely federal issues; and
- Securing Member or Administration attendance at project related events and ceremonies.

Witten and Oral Reports

- Provide a monthly invoice for work performed on behalf of RCTC, including a written update of activities engaged in and forecasting items the be aware of.

2.2 Consultant shall comply with all federal lobbying disclosure requirements and maintain the highest ethical standards both, publicly and privately, including the avoidance of conflicts of interest.

2.3 Consultant shall provide other services within the individual's and/or firm's ability as requested.

2.4 The Commission reserves the right to competitively bid any or all portions of work addressed in this agreement.

DRAFT

3.0 RECORDS AND AUDIT

Contractor(s) shall maintain records and books of account showing all costs and expenses incurred by the contractor for the contract. The Commission shall have the right, upon reasonable notice, to audit the books, records, documents, and other evidence and the accounting procedures and practices, where needed, to verify the costs and expenses claimed. The Commission retains this right for at least three years after final payment and until all disputes, appeals, litigation, or claims have been resolved. This right to audit shall also include inspection at reasonable times of the consultant's office or facilities which are engaged in the performance of the contract. In addition, the consultant shall, at no cost or expense to the Commission, furnish reasonable facilities and assistance for such an audit. Audit findings shall, to the extent allowed by law, be treated by the Commission as confidential.

End of Statement of Services

DRAFT

EXHIBIT "B"

COMPENSATION

DRAFT

EXHIBIT "B"

COMPENSATION SUMMARY[1]

FISCAL YEAR	PROJECT	COST
FY 2022/23	Advocacy Services	$174,000.00
FY 2023/24	Advocacy Services	$174,000.00
FY 2024/25	Advocacy Services	$174,000.00
FY 2025/26	Advocacy Services	$174,000.00
FY 2026/27	Advocacy Services	$201,000.00
FY 2027/28	Advocacy Services	$201,000.00
FY 2028/29	Advocacy Services	$210,000.00
FY 2029/30	Advocacy Services	$210,000.00
	SUBTOTAL	**1,518,000.00**
	OTHER DIRECT COSTS	
	TOTAL COSTS	**$ 1,518,000.00**

[1] Commission authorization pertains to total contract award amount. Compensation adjustments between consultants may occur; however, the maximum total compensation authorized may not be exceeded.

DRAFT

AGENDA ITEM 11

RIVERSIDE COUNTY TRANSPORTATION COMMISSION	
DATE:	May 23, 2022
TO:	Budget and Implementation Committee
FROM:	David Knudsen, Interim External Affairs Director
THROUGH:	John Standiford, Deputy Executive Director
SUBJECT:	State and Federal Legislative Update

This item is for the Committee to:

1) Receive and file an update on state and federal legislation; and
2) Forward to the Commission for final action.

BACKGROUND INFORMATION:

State Update

As Governor Gavin Newsom presented the May Budget Revision, he and the Legislature are working through the last leg of the state budget process as the June 15 deadline fast approaches. The Legislative Analyst Office's revenue estimates suggest that it is virtually certain that collections from the state's "big three" taxes—personal income, sales, and corporate taxes—will significantly exceed the Governor's January budget assumption of a $29 billion surplus. The new surplus estimate could be as high as $68 billion.

Legislators are debating exactly how these extra funds should be spent while complying with the state appropriations limit (SAL). If the state exceeds its limit over two years, the Legislature must spend the revenue over that limit in specific ways – providing half to taxpayers and the other half to K-12 schools and community colleges. The Legislature has limited options to avoid hitting the Gann Limit. For example, they can spend more on items excluded from the limit, such as infrastructure projects.

On April 28, 2022, Senate President pro Tempore Toni G. Atkins (San Diego) and Senate Budget & Fiscal Committee Chair Nancy Skinner (Berkeley) announced budget initiatives called "Putting Wealth to Work" utilizing the estimated budget surplus. Investments within the plan include a multi-year infrastructure investment, climate action, affordable housing, and workforce training measures. Another initiative includes $8 billion in payments to taxpayers to mitigate impacts of high energy costs and other goods, as well as the economic impacts of the pandemic. This is in response to the Governor's proposed $11 billion relief package to offset rising gas prices announced earlier this year.

The Senate's "Putting Wealth to Work" infrastructure investment proposal includes the Governor's $5 billion General Fund proposal and adds $15 billion for a $20 billion, four-year package, with third and fourth budget years subject to future appropriation. The final details of where these funds will be spent and by how much are still under negotiation.

Public Comments to State Officials on Transportation Policies

On April 28, 2022, Executive Director Anne Mayer sent a letter to the California Strategic Growth Council (SGC) to provide RCTC's comments to their California Transportation Assessment Report. The letter provided five areas of comment:

- Dramatically increase state funding for multimodal transit systems before reprogramming existing funding sources;
- Regional plans are making significant progress, but require more time and funding before review for further updates;
- Increase funding and cut red tape to shorten the project pipeline and limit future misalignment;
- Maintaining state-owned and -operated transportation systems should be a priority in the Assessment of Roles of State Transportation Institutions; and
- Provide funding and flexibility to sustain the roles and responsibilities of MPOs and local governments.

Prepared pursuant to AB 285 (Friedman, Chapter 605, Statutes of 2019), SGC's California Transportation Assessment Report takes stock of California's transportation system and its history of project planning, funding, and delivery to explore how the State can make changes to reduce carbon emissions to achieve its climate action goals. The report recommends aligning all pending and future transportation projects with the state's climate action policies – including projects approved at the local level and funded with voter-approved sales tax dollars. The California Transportation Assessment Report continues the policy changes spearheaded by Governor Newsom to reduce the use of single-occupancy vehicles by shifting funding from expanding roads and highways to transit projects.

Staff met with Riverside County's state delegation offices to outline the transportation constraints facing Riverside County, the impact of pending legislation, and provide possible solutions to help the region meet the state's climate action goals. Staff also shared the Commission's recent opposed positions on AB 2237 (Friedman), AB 2438 (Friedman), and AB 1778 (Garcia).

Offering Policy Solutions

Executive Director Anne Mayer was invited to a meeting with Senator Anna Caballero (Merced), Senate Environmental Quality Chair Benjamin Allen (Santa Monica), staff from Senator Richard Roth's office, and five other stakeholder groups to discuss potential paths forward for SB 1410, and more broadly the state's vehicle miles traveled policies and identify possible implementation

solutions. As a follow-up to that meeting, RCTC sent a letter to the Senators outlining the following options that will benefit growing regions like Riverside County:

1. Statutory Exemptions for Transportation Impacts of the Following Specified Project Types:
   - Auxiliary lanes no more than two miles in continuous length;
   - Express lanes or HOV lanes;
   - Dedicated truck lanes; and
   - Deployment of intelligent transportation technologies.

2. Codify Vehicle Miles Traveled (VMT) per Capita as the Metric of VMT Analysis
   - Use of VMT per capita would place under-resourced inland regions with rapidly growing populations and rural regions on a more equitable footing with urbanized regions with declining populations, allowing them to more fairly measure VMT impacts as it relates to the populations that the proposed facilities serve.

3. Statutory California Environmental Quality Act (CEQA) Exemptions for Passenger Heavy Rail
   - The development of the Perris Valley Line, Metrolink's first expansion since 1994, was met with CEQA challenges that did not recognize Inland Southern California's overriding need for expanded transit alternatives. The state cannot expect all regions to transition away from highway and road use without providing exemptions for the construction of those system alternatives.

The Legislature has an opportunity to establish policy guard rails that make mobility improvements more equitable and achievable. RCTC's letter is attached to this staff report.

<u>Federal Update</u>

Congressionally Directed Spending and Community Project Funding

As part of the federal fiscal year 2023 appropriations process, RCTC has requested $21 million in funding for three projects. These requests are:

- $5 million for Coachella Valley-San Gorgonio Pass Rail Corridor Service Tier II from each from Senators Dianne Feinstein and Alex Padilla, as well as from Representative Raul Ruiz;
- $3 million the Downtown Third Street Grade Separation, Safety and Mobility project from Representative Mark Takano; and
- $3 million for the I-15 Express Lanes Southern Extension from Representative Ken Calvert.

The submission of these projects by RCTC is the first step in the funding process. Members of Congress are limited in the number of projects they can submit to the Appropriations Committees for funding consideration. Members of Congress will prioritize funding requests and will submit a prioritized list to their respective Appropriations Committees for consideration. It is expected

that both the House and Senate Appropriations Committees will release final lists of funded projects when they have completed work on their appropriations bills this summer or early fall.

Staff will keep Commissioners apprised if any action is taken related to RCTC's requests as the appropriations bills move through the legislative process.

FISCAL IMPACT:

This is a policy and information item. There is no fiscal impact.

Attachments:
1) State and Federal Update Legislative Matrix – May 2022
2) RCTC Comment Letter – California Transportation Assessment Report
3) RCTC Letter – Solutions for Vehicle Miles Traveled Implementation

RIVERSIDE COUNTY TRANSPORTATION COMMISSION - POSITIONS ON STATE AND FEDERAL LEGISLATION – MAY 2022

Legislation/ Author	Description	Bill Status	Position	Date of Board Adoption
SB 1410 (Caballero)	This bill would require, by January 1, 2025, to conduct and submit to the Legislature a study on the impacts and implementation of the guidelines described above relating to transportation impacts. The bill would require the office, upon appropriation, to establish a grant program to provide financial assistance to local jurisdictions for implementing those guidelines.	Senate Appropriations Committee May 11, 2022	*Support*	May 11, 2022
AB 2237 (Friedman)	AB 2237 would limit use of State Transportation Improvement Program funding and reframe the administration of such, while also seeking a redefinition of the roles and responsibilities for metropolitan planning organizations	Assembly Appropriations Committee May 11, 2022	*OPPOSE*	May 11, 2022
AB 2438 (Friedman)	This bill would require the agencies that administer those programs to revise the guidelines or plans applicable to those programs to ensure that projects included in the applicable program align with the California Transportation Plan, the Climate Action Plan for Transportation Infrastructure adopted by the Transportation Agency, and specified greenhouse gas emissions reduction standards. The bill would require the Transportation Agency, the Department of Transportation, and the California Transportation Commission, in consultation with the State Air Resources Board and the Strategic Growth Council, to jointly prepare and submit a report to the Legislature on or before January 1, 2025, that comprehensively reevaluates transportation program funding levels, projects, and eligibility criteria with the objective of aligning the largest funding programs with the goals set forth in the above-described plans and away from projects that increase vehicle capacity.	Referred to Assembly Appropriations Committee May 11, 2022	*OPPOSE* *Staff action based on platform*	March 24, 2022
AB 1778 (Cristina Garcia)	This bill would prohibit any state funds or personnel time from being used to fund or permit freeway widening projects in areas with high rates of pollution and poverty.	Assembly Appropriations Committee May 11, 2022	*OPPOSE*	March 9, 2022
AB 1499 (Daly)	Removes the January 1, 2024 sunset date for Department of Transportation and regional transportation agencies to use the design-build procurement method for transportation projects in California.	Signed by the Governor September 22, 2021	*SUPPORT*	April 14, 2021

Legislation/ Author	Description	Bill Status	Position	Date of Board Adoption
SB 623 (Newman)	Clarifies existing law to ensure toll operators statewide can improve service to customers and enforce toll policies while increasing privacy protections for the use of personally identifiable information (PII).	Failed to Pass House of Origin by January 31, 2022 deadline. February 1, 2022	*SUPPORT* *Staff action based on platform*	April 5, 2021
SB 261 (Allen)	This bill would require that the sustainable communities strategy be developed to additionally achieve greenhouse gas emission reduction targets for the automobile and light truck sector for 2045 and 2050 and vehicle miles traveled reduction targets for 2035, 2045, and 2050 established by the board. The bill would make various conforming changes to integrate those additional targets into regional transportation plans.	Failed to Pass House of Origin by January 31, 2022 deadline. February 1, 2022	*OPPOSE*	May 12, 2021
Federal				
HR 972 (Calvert)	This bill establishes the Western Riverside County Wildlife Refuge which would provide certainty for development of the transportation infrastructure required to meet the future needs of southern California.	Ordered Reported by the House Committee on Natural Resources July 14, 2021	*SUPPORT* *Staff action based on platform*	June 11, 2021

4080 Lemon St. 3rd Fl. Riverside, CA 92501
Mailing Address: P.O. Box 12008 Riverside, CA 92502-2208
951.787.7141 • rctc.org

April 28, 2022

Ms. Lynn von Koch-Liebert
Executive Director
California Strategic Growth Council
1400 Tenth Street
Sacramento, CA 95814

RE: Comments on the AB 285 California Transportation Assessment Report

Dear Ms. von Koch-Liebert:

The Riverside County Transportation Commission (RCTC) participated in a series of public discussions and workshops regarding the California Transportation Assessment Report, prepared by the Strategic Growth Council pursuant to AB 285 (Friedman). RCTC prioritized this participation, both in its position as the regional transportation planning agency and as the administrator of a local voter-approved sales tax measure dedicated to transportation improvements in Riverside County.

As part of this dialog, RCTC respectfully raised concerns regarding the misplaced findings of the report. While RCTC supports continued action to address climate change, the AB 285 Report wrongfully directs blame at local and regional governments such as county transportation commissions for existing transportation systems, when they were forced decades ago to fill the void created by the state abdicating responsibility to fund and maintain its transportation systems.

As a body of local elected officials, RCTC's goal is to ensure the wellbeing and prosperity of Riverside County residents. Separation of powers are enshrined in our constitution, and local governments are respected as the purest, most direct form of representation and constituent response. Despite portrayals of county transportation commissions being unaccountable to the impacts of our transportation systems on the climate, they have in fact been leading in many of the areas the state is now focused on, from integrated planning and advanced mitigation, to implementing rideshare programs and express lane networks that manage congestion and bolster transit alternatives.

Indeed, local governments and particularly self-help counties have been filling the gap created by the state's lack of attention for decades—doing as the state directs and allows, without necessary funding. County transportation commissions took on this role not out of fealty to the state, but out of obligation to their constituents and neighbors. RCTC and its local partners are working every day to help our constituents achieve their goals and aspirations in life. Considering the long-term neglect demonstrated by the state until the approval of SB 1 in 2017, county transportation commissions do their job very well.

The following are RCTC's comments on the Strategic Growth Council's five recommendations offered in the AB 285 Report. The common thread of RCTC's concerns and proposed solutions is the firm belief that the state must either properly fund and manage its transportation systems, or step aside as local and regional governments continue to do the state's work for them.

RCTC is a willing partner and has every interest in working with the state to turn the page toward innovative, sustainable transportation solutions that are accessible, equitable, and inclusive. But these inequities look different from community to community and from region to region. We must work together to avoid the worst impacts of climate change.

If you have questions, please contact Interim External Affairs Director David Knudsen at (951) 787-7141. I look forward to the continued discussion and collaboration.

Sincerely,

Anne Mayer
Executive Director

Enclosure: RCTC Comments on the AB 285 California Transportation Assessment Report

1. **Dramatically Increase State Funding for Multimodal Transit Systems *before* Reprogramming Existing Funding Sources**

The recommended realignment of state funding programs such as State Highway Operation and Protection Program (SHOPP) and State Transportation Improvement Program (STIP) fails to recognize the staggering investments the state must make—not just in coastal urban centers, but also in more inland regions—before a comprehensive rewrite of critical funding programs can be considered. To place the cart before the horse would deny under-resourced regions and their disadvantaged communities of a ***just transition*** to a climate-resilient future because many communities do not have the operational funding, infrastructure, or necessary rights-of-way to immediately transition away from roadway usage.

If it were not for voter-approved transportation plans and local sales tax measures in Riverside County, the limited state resources available to our region would have left people and goods gridlocked. As a result of historically limited state and federal funding, we have areas where transportation infrastructure and transit options are decades behind where we want them to be – even areas with dirt roads and no transit access.

Should already-meager state funding programs be aligned to state goals without any new investments, the state will perpetuate regional inequities across the state. Coastal urban communities would be even more competitive for these funding programs than they are today, and inland regions without the benefit of continued investment and development from the state would be left behind. With the dramatic growth of population and goods movement in our region, we may never catch up without overwhelming state investment.

If the state reverses its decades of disinvestment in transportation solutions, the state may then look to consolidating grant programs as a source of savings for time and funding for state and local agencies alike. While competitive programs are well-intended in the context of scarce funds, they fragment the intended benefit for under-resourced regions. For these reasons, formula funds must continue to be invested in and strengthened.

2. **Regional Plans are Making Significant Progress, but Require More Time and Funding before Review for Further Updates**

Each year the state directs Metropolitan Planning Organizations (MPOs) to revise and expand their regional planning responsibilities. Not only are MPOs complying, real progress is being made toward carbon reduction through regional collaboration. Since its first adoption in 2012, Southern California Associated Governments' (SCAG) Regional Transportation Plan/Sustainable Communities Strategy (RTP/SCS) has leveraged voter-approved sales tax measures for further investment in transit and active transportation, resulting in over 760 miles of bike lanes added across the six-county SCAG region. Notably, SCAG credits its plans for twice the amount of greenhouse gas reductions as infrastructure investments. Furthermore, SCAG utilizes the RTP/SCS to identify cities and counties with the greatest job and transit access when drafting the Regional Housing Needs Allocation plan, requiring local planning for 836,857 new housing units where they are most needed in a sustainable manner.

The state is searching for the silver bullet, but progress takes time—and money. What the state can do is produce sustainable, achievable, and financially constrained goals, as the AB 285 Report recommends for the California Transportation Plan, and MPOs will continue to do the same, as they have done for over 40 years.

3. Increase Funding and Cut Red Tape to Shorten the Project Pipeline and Limit Future Misalignment

Before the state considers deprogramming pipeline projects solely based on how they are categorized in the Federal Transportation Improvement Program, it should consider the significant local investments that have been made in complete streets through these projects from improved walkability to bicycle access.

The state should further consider how this problem arose – from decades of disinvestment from the state, forcing county transportation commissions to fund needed system improvements with voter-approved sales tax measures. While these measures were designed to encompass the immediate and projected mobility needs of the regions they serve, continued decreases in state investment and exponential increases in regulatory and environmental reviews propagated the unsustainable backlog of projects the state now blames county transportation commissions for planning.

The solution would not be to add yet another layer of review from state agencies such as Caltrans, which is notoriously insular in its development of policies and guidelines. State agencies are disconnected from the communities they attempt to serve, and it shows in proposed policies that do not reflect realities on the ground. If state agencies and bodies were as open, transparent, communicative, and collaborative as local and regional governments, then many of the problems the AB 285 Report seeks to address would not exist.

Any perceived misalignment between local projects and state goals may be significantly limited in the future if the state takes action to increase funding and cut red tape. Doing so will restore and preserve the responsiveness of these planned projects to the mobility needs of regions across the state.

4. Maintaining State-Owned and -Operated Transportation Systems Should be a Priority in the Assessment of Roles of State Transportation Institutions

The current state of goods movement is a prime example of the state's abdicated responsibility. Our state and region's freight rail systems are bursting at the seams, but when county transportation commissions turn to operational improvements on highways to streamline goods movement and limit impacts to residents—even managed express lanes that improve mobility choice and support express bus service—the state flags them as "increased capacity and inducing vehicle miles traveled."

For years, the state seemed content with relegating our inland region as the state's distribution center. Forty-two percent of the nation's goods travel through Riverside and San Bernardino counties. This commerce is an economic asset to the state, but a public health and socioeconomic hindrance to our region. Unfortunately, no amount of existing federal, state, and local funding would allow our region to build multimodal systems from the ground up that can relieve residents from goods movement congestion. Riverside County residents are competing with freight haulers to get to their destinations every day, but it should not have to be that way.

If the state took responsibility for the funding and management of freight and goods movement, it would be better positioned to balance climate goals with improved safety and economic growth, and county transportation commissions would at least have more of their already-limited funds to plan projects that expand multimodal options.

5. Provide Funding and Flexibility to Sustain the Roles and Responsibilities of MPOs and Local Governments

MPOs and local governments have been doing the state's job—and doing it well—for decades. Problems arise when the state constantly steps in to move goalposts, without consideration for progress made, nor state funding needed to achieve the new goals. Self-help counties are not the problem. They have been the solution, generating local sales tax revenue to fund and maintain state transportation systems. Would the state be any closer to its climate action goals today if self-help counties did not invest $6 billion annually over the last 30 years? The answer is no. What would Californians' air quality, health, and economic well-being be as they attempted to crawl from their more affordable homes in inland areas to their jobs in coastal counties? The answer is bleak.

Transportation programs and projects funded by sales tax measures are directly accountable to the voters that approved them, and these ordinances cannot be changed easily. In Riverside County, it would take the approval of RCTC, followed by the approval of each city council and the Riverside County Board of Supervisors before the Measure A expenditure plan could be revised. These transparency and accountability provisions were intended to preserve the will of the voters, but top-down changes to local funding programs could strand disadvantaged communities and leave whole regions behind.

In addition to generating funding when the state would not, county transportation commissions were incubators for innovative policy solutions, from active transportation, rideshare programs, and tolled express lanes, to advanced mitigation programs such as the Western Riverside County's Multiple Species Habitat Conservation Plan, which expedites project delivery while preserving the region's natural habitat. In fact, before the state began to recognize the intersection of housing, environment, and transportation policies, Riverside County did so on its own with the Riverside County Integrated Project, which set a vision for the county with input and buy-in from the building industry, property owners, and environmental groups. This plan was adopted 20 years ago, and it is as relevant now as it was then. This vision is the guide for Riverside County, which is experiencing the fastest population growth in the state – balancing housing, transportation, and the protection of our natural habitat.

In each of these areas of innovation, the state has been woefully behind the curve. When the state finally turned its focus to active transportation, climate solutions, and equity for disadvantaged communities, the region was thrilled. But time and again, the state develops guidelines that favor dense urbanized regions like those along the coast, leaving inland regions behind. Without funding and flexibility, the state robs inland regions of a just transition to a climate resilient and equitable future that the administration claims to want for all.

RIVERSIDE COUNTY TRANSPORTATION COMMISSION

4080 Lemon St. 3rd Fl. Riverside, CA 92501
Mailing Address: P.O. Box 12008 Riverside, CA 92502-2208
951.787.7141 • rctc.org

May 12, 2022

The Honorable Anthony Portantino
Chair, Senate Appropriations Committee
California State Senate
State Capitol, Room 412
Sacramento, California 95814

RE: Support for SB 1410 (Caballero)

Dear Chair Portantino,

On behalf of the Riverside County Transportation Commission (RCTC), I write in support of SB 1410 (Caballero). As amended, the bill calls for a study on the impacts and implementation of SB 743 (Steinberg, Chapter 386, Statutes of 2013) guidelines relating to transportation impacts. The bill would also, upon appropriation, establish a grant program to provide financial assistance to local jurisdictions for implementing those guidelines.

RCTC is a willing partner and has every interest in working with the state to turn the page toward innovative, sustainable transportation solutions that are accessible, equitable, and inclusive. But these inequities look different from community to community and from region to region. We must work together to avoid the worst impacts of climate change.

I applaud Senators Caballero and Roth for earnestly engaging in the challenging issue of how the state may develop in a sustainable and equitable manner, and for bringing Senator Allen and stakeholders to the table. SB 1410 represents a vital vehicle for the continuation of these discussions.

For these reasons, RCTC requests that you please pass SB 1410 out of Senate Appropriations so we may further explore solutions for regions and communities across the state. If you have any questions regarding RCTC's engagement in this issue, please contact David Knudsen, Interim External Affairs Director, at (951) 787-7141.

Sincerely,

Anne E Mayer

Anne Mayer
Executive Director

CC: The Honorable Anna Caballero, Senator, District 12
The Honorable Richard Roth, Senator, District 31
The Honorable James Ramos, Chair, Inland Empire Legislative Caucus

AGENDA ITEM 12

RIVERSIDE COUNTY TRANSPORTATION COMMISSION	
DATE:	May 23, 2022
TO:	Budget and Implementation Committee
FROM:	Eric DeHate, Transit Manager
THROUGH:	Lorelle Moe-Luna, Multimodal Services Director
SUBJECT:	Fiscal Year 2022/23 Short Range Transit Plan Updates and Transit Funding Allocations

STAFF RECOMMENDATION:

This item is for the Committee to:

1) Approve the Fiscal Years 2022/23 – FY 2024/25 Draft Short Range Transit Plans (SRTPs) for the cities of Banning, Beaumont, Corona, and Riverside; Palo Verde Valley Transit Agency (PVVTA); Riverside Transit Agency (RTA); SunLine Transit Agency (SunLine); and the Commission's FY 2022/23 – 2026/27 SRTP for the Rail and Vanpool Programs;
2) Approve Fiscal Year 2022/23 Transit Operator Funding Allocations of 2009 Measure A, Local Transportation Funds (LTF), State Transit Assistance (STA), and State of Good Repair (SGR) for Banning, Beaumont, Corona, and Riverside; PVVTA; RTA; SunLine; and the Commission's Rail and Vanpool Programs aggregating $156,413,915;
3) Adopt Resolution No. 22-011, "*Resolution of the Riverside County Transportation Commission to Allocate Local Transportation Funds and State Transit Assistance Funds For the Fiscal Year 2022/23";*
4) Approve the Federal Transit Administration (FTA) Sections 5307, 5311, 5337, and 5339 Program of Projects (POP) for Riverside County as detailed in the respective transit operators' SRTPs;
5) Direct staff to submit the federally funded and regionally significant projects to the Southern California Association of Governments (SCAG) for inclusion into the Federal Transportation Improvement Program (FTIP) as needed for the FTA POP; and
6) Forward to the Commission for final action.

BACKGROUND INFORMATION:

The SRTPs serve as the county's primary justification for federal and state grants for transit operations and capital and provides a short-term vision of public transportation for the county including strategies that will help guide transportation decisions over the next three to five years. In Riverside County, there are seven public bus transit operators (Banning, Beaumont, Corona, and Riverside; RTA; SunLine; and PVVTA), and the Commission as a commuter rail and vanpool operator – a total of eight transit operators. The seven public bus transit operators typically submit a three-year SRTP, and the Commission as the operator for commuter rail and vanpool submits a five-year SRTP.

Under state law, the Commission is tasked with the responsibility to identify, analyze, and recommend potential productivity improvements to ensure federal, state, and local funds are allocated to transit operators to provide needed transit services for county residents. An annual SRTP update is a mechanism to meet this obligation and coordinate transit services throughout the county. The core components of each agency's SRTP includes the operating and capital plans and project justifications that are utilized as the basis for receiving transit funding. The SRTPs also document each operator's system and route performance data, which provide the basis for the Commission's oversight activities to ensure compliance with the Transportation Development Act (TDA), federal regulations, state law, and Commission-adopted policies and guidelines.

COVID-19 Impacts on Transit

Transit operators are continuing to work through a recovery period and the FY 2022/23 service plans reflect a return to pre-COVID levels under fiscally conservative economic conditions. For FY 2022/23, it is estimated that countywide ridership (excluding Metrolink data which is unavailable at this time) will reach almost 7.5 million, which reflects an increase of about 13 percent from planned ridership for FY 2021/22. These proposed service plans also provide flexibility to adapt quickly to market changes.

SRTP Highlights for FY 2022/23

Following are service and capital program highlights for FY 2022/23 by operator.

Banning – Banning Connect (Attachment 1)

Banning provides both Dial-A-Ride and four (4) fixed route services, primarily covers the areas of Banning and Cabazon, and provides connections to the Morongo Indian Reservation and Walmart in Beaumont. Banning estimates a total of $2 million in operating and $2.6 million in capital assistance needs, a combined increase about 30.8 percent from FY 2021/22 primarily due to additional capital needs.

Planned services and projects for FY 2022/23 include:

- Continued free fare promotion in conjunction with the City of Beaumont;
- Rehabilitation of the current compressed natural gas (CNG) station;
- Procurement of two new buses;
- Upgrading bus stops and adding new shelters to highly used stops;
- Procuring new support vehicles;
- Procuring paratransit software; and
- Purchasing a heavy duty lift for the maintenance of transit fleet.

Beaumont – Beaumont Transit (Attachment 2)

Beaumont provides both Dial-A-Ride and seven (7) fixed route services. It primarily operates in Beaumont with stops in Banning and Calimesa. Beaumont estimates a total of $2.8 million in operating and $2.3 million in capital assistance needs, a combined increase of about 15.9 percent from FY 2021/22 primarily due capital assistance needs.

Planned services and projects for FY 2022/23 include:

- Continued free fare promotion in conjunction with Banning;
- Increasing advertising and passenger outreach;
- Reinstating travel training program;
- Eliminating Go Pass; and
- Implementation of many needed capital projects such as the procurement of two (2), 32-foot CNG buses, preparation of a micro transit feasibility analysis, replacement of a shop truck, replacement of two (2) support vehicles, and software enhancements.

Corona – Corona Cruiser (Attachment 3)

Corona operates two (2) fixed routes and a Dial-A-Ride program for seniors and persons with disabilities within the city limits and neighboring communities of Coronita, El Cerrito, Home Gardens, and Norco. Corona estimates a total of $3 million in operating and no capital assistance needs, a combined decrease of about 15.9 percent from FY 2021/22 primarily due to a decrease in capital assistance needs.

Planned services and projects in FY 2022/23 include:

- Improving fixed route service schedule adjustments for better connections, particularly for morning peak service;
- Implementation of a free fare program for special events and programs such as Bike to Work Day, Dump the Pump Day, Fixed Route Training Program, and Summer Student Program;
- Improving Dial-A-Ride services by reviewing the feasibility of establishing an Americans with Disabilities Act (ADA) subscription services policy;
- Working with the City's contract transportation operator to improve on-time performance, bus maintenance and cleanliness, and maintenance of bus stops;
- Implementing various service enhancements per the Comprehensive Operational Analysis recommendations;
- Continuing quarterly inspection of buses to ensure state of good repair; and
- Implementation of many needed capital projects such as the Intelligent Transportation System, Bus Stop Improvement Project, purchase of an ADA accessible van, implementation of a Digital Mobile Land Communication System, installation of a canopy/roof structure for the bus parking area, route development buses, and replacement of buses.

City of Riverside – Riverside Connect (Attachment 4)

Riverside Connect (RC) operates a 24-hour advance reservation Dial-A-Ride for seniors and persons with disabilities within the Riverside city limits. RC serves as the primary paratransit provider for those eligible within the city of Riverside. RC differs from RTA's Dial-A-Ride by providing service only within Riverside city limits and serves seniors 60 years and older, as compared to RTA's Dial-A-Ride which serves seniors 65 years and older. RC estimates a total of $4.8 million in operating and no funding in capital assistance needs, a combined decrease of about 7.8 percent from FY 2021/22 primarily due to a reduction in capital assistance and decreases in operational costs.

Planned services and projects for FY 2022/23 include:

- Replacement of three (3) CNG mini-buses that have met their useful life; and
- Renovation of the dispatch office area.

PVVTA (Attachment 5)

PVVTA provides six (6) fixed route/deviated fixed routes services known as "Desert Roadrunner," a micro transit ADA paratransit service, and a transportation reimbursement program for individuals who are unable to access fixed route services. The fixed route service can deviate up to three-quarters of a mile away from the actual fixed route. Service is provided within the city of Blythe and surrounding unincorporated areas in the Palo Verde Valley. PVVTA estimates a total of $1.7 million in operating and $0.7 million in capital assistance needs, a combined increase of about 41.1 percent from FY 2021/22 primarily due to additional capital needs.

Planned services and projects for FY 2022/23 include:

- Increasing frequency to 30 minutes on Route 1 between 9 a.m. and 3 p.m.;
- Restore full service on Route 2 at the start of the Fall college session;
- Look at feasibility of Blythe Wellness Express operating 5 days a week;
- Upgrading computer software in finance;
- Replacement of two fixed route bus; and start electrification with procurement of 2 EV buses;
- Encouraging new ridership through targeted marketing campaigns; and
- Start of a new operations / maintenance contract for a 5 year base with 5 one-year extensions.
-

RTA (Attachment 6)

RTA operates 33 local, intercity, and regional fixed routes; four CommuterLink express routes; and Dial-A-Ride services. RTA estimates a total of $93.2 million in operating and $15.9 million in capital assistance needs, a combined increase of about 2.6 percent from FY 2021/22. This is attributable to the reinstatement of routes and significant fleet replacement needs.

Planned services and projects for FY 2022/23 include:

- Continued Sunday-level service with incremental increases in service and modified CommuterLink services as needed during the COVID-19 pandemic;
- Increasing services in September 2022 on routes 12, 14, 20, and 49 to 80 percent of January 2020 pre-COVID service levels;
- Implementation of a micro transit program which will replace routes 32, 33, and 42,;
- Implementation of a circular route 44, which will replace routes 74 and 79, along with providing service to route 31;
- Renaming of CommuterLink routes 205 and 206 to CommuterLink 205;
- Increasing services in May 2023 by adding an additional bus to the micro transit program as demand warrants; and
- Implementation of many needed capital projects such as vehicle replacements and vehicle components, preparing upgrades to its fueling stations to hydrogen, and completing construction on the Vine Street Mobility Hub.

SunLine (Attachment 7)

SunLine operates 10 local and regional fixed routes; one express route known as "Commuter Link"; demand response service branded as "SunDial"; microtransit service branded as "SunRide"; and a vanpool program branded as "SolVan". SunLine estimates a total of $46.1 million in operating and $25.4 million in capital assistance needs, for a combined increase about 23.5 percent from FY 2021/22. This is primarily due to additional capital programming.

Planned services and projects for FY 2022/23 include:

- Improving route frequencies gradually to regular pre-COVID 19 service levels;
- Implementation of Route 1X express service between Indio and Palm Springs;
- Hire additional coach operators to implement all approved service improvements;
- Expand SunRide's footprint in Cathedral City and Indio in September 2022;
- Plan for services to the new Acrisure Arena opening January 2023 in Palm Desert;
- Update bus stop signs, schedule holders and install new bus shelters across the service area according to policy to enhance customer service, optimize trip planning technologies, and improve communication with passengers; and
- Continue to implement the Innovative Clean Transit plan.

RCTC Rail and Vanpool Programs (Attachment 8)

Western County Commuter Rail

The Commission is a member agency of the Southern California Regional Rail Authority (SCRRA) that operates the Metrolink commuter rail system. Of the 57 stations on the Metrolink system, the Commission owns and maintains nine (9) stations that are located in Western Riverside County. The Western County Commuter Rail program reflects the Commission's share of Metrolink operating and capital subsidies, station operations and maintenance, right-of-way

maintenance, and program administration and support. Total operating costs are estimated at $26.6 million and capital of $10.3 million, a combined increase of about 21 percent, primarily due to the increases in operating and contractual costs.

Planned services and projects for FY 2022/23 include:

- SCRRA's continued operation and full reinstatement of service to pre-pandemic levels and focus on ongoing efforts for maintaining and regaining riders;
- Completion of station rehabilitation projects such as elevator replacements, pavement rehabilitation, station painting, bike and pedestrian improvements, improved station amenities, drought tolerant landscaping, and upgraded lighting, electrical, solar and security systems;
- Supporting SCRRA's annual capital needs; and
- Construction of the Moreno Valley/March Field station upgrade project.

Coachella Valley – San Gorgonio Pass Rail Corridor Service

The proposed 200-mile long rail corridor service in Coachella Valley will run from Los Angeles to Indio through the four Southern California counties of Los Angeles, Orange, Riverside, and San Bernardino to provide a convenient scheduled link to the communities in the fast-growing Coachella Valley and Banning Pass areas. Financial support for project development will come primarily from federal and state grant funds received and maintained in the Coachella Valley Rail Fund.

Major planning highlights for FY 2022/23 include the completion of the Tier 1 Program-level Environmental Documentation and Service Development Plan. The total capital programming request for FY 2022/23 is $0.4 million for the completion of this planning effort. Ongoing efforts include the pursuit of federal competitive funds to begin the Tier 2 Project-level environmental documentation.

VanClub

The Commission's vanpool program known as VanClub is the newest transit program in the county and was launched in May 2018. VanClub is a valuable transportation alternative option in areas that are hard to serve by transit and supports long-distance commuters by offering a subsidy which reduces the cost of the vanpool lease. The total operating request for FY 2022/23 is $1.3 million, an increase of about 8.4 percent from FY 2021/22. There is an anticipation on increases in vanpools.

Planned service enhancements for FY 2022/23 will include:

- Transition from a locally provisioned Inland Empire-based rideshare and vanpool system to a regional platform solution which will expand the commuter database and improve ride matching capabilities;

- Expanding rideshare and vanpool program reach beyond traditional large employer markets to include more small/medium business markets and direct end-user engagement; and
- Continuing to leverage new incentives such as the $5/Day Rideshare Incentive to assist with vanpool recovery efforts throughout the region.

SRTP Financial Overview

Approximately $257.6 million in total funding is required to support the FY 2022/23 operating and capital requests for the provision of transit services in Riverside County. To implement the SRTPs for FY 2022/23, the programming plan is to utilize available funding of approximately $199.7 million for operating and $57.8 million for capital purposes. Table 1 below provides a comparative overview of the total operating and capital costs from the prior year. Systemwide, this represents a 5.4 percent increase compared to FY 2021/22 funding levels.

Table 1: FY 2022/23 and FY 2021/22 Operating and Capital Costs

Fiscal Year	Operating	Capital	Total
FY 2021/22*	$180,806,286	$63,530,162	$244,336,448
FY 2022/23	$199,796,099	$57,838,184	$257,634,283
% Change	10.5%	-9.0%	5.4%

*FY 2021/22 budget was amended due to various programs needs

Table 2 below provides an overview of the operating and capital costs by funding source required to support the County's transit operations. State funds, primarily LTF and STA, make up the largest share of operating and capital funds. However, this year, Federal Transit Administration (FTA) funds (FTA Sections 5307, 5337 and 5339) provide the majority of capital funding. This fiscal year, federal stimulus funds such as the Coronavirus Aid, Relief, and Economic Security (CARES) Act, inclusions of Coronavirus Response and Relief Supplemental Appropriations Act of 2021 (CRRSAA) and American Rescue Plan Act of 2021 (ARPA), still provide operational funding but will be phasing out over the next year. State funds will account for about $141.3 million (54.9 percent) of revenues, followed by federal funds totaling approximately $77.7 million (30.1 percent), and local revenues representing about $38.6 million (15 percent).

Table 2: FY 2022/23 Funding Source Breakdown

Fund Type	Fund Name	Amount	Percent of Total Funding
Federal	FTA ARPA	$ 15,769,198	6.1%
	FTA CARES	201,400	0.1%
	FTA CRRSAA	1,387,218	0.5%
	FTA 5307	25,925,563	10.1%
	FTA 5310	300,000	0.1%
	FTA 5311	1,613,246	0.6%
	FTA 5337	12,402,145	4.8%
	FTA 5339	19,181,657	7.4%
	CMAQ	893,097	0.3%
	Other Federal Funds	-	0.0%
	Federal Subtotal	**77,673,524**	**30.1%**
State	LCTOP	6,888,165	2.7%
	LTF	107,012,903	41.5%
	SGR	2,513,238	1.0%
	STA	19,426,674	7.5%
	Other State Funds	5,485,000	2.1%
	State Subtotal	**141,325,980**	**54.9%**
Local	AB 2766	27,000	0.0%
	Interest	25,000	0.0%
	Measure A	27,461,100	10.7%
	Other Local Funds	4,180,899	1.6%
	Passenger Fares	6,940,780	2.7%
	Local Subtotal	**38,634,779**	**15.0%**
Total for Federal, State and Local Funding		**$ 257,634,283**	**100%**

Transit operators may experience potential delays in receiving federal reimbursements. Staff will continue to work with the larger operators such as RTA and SunLine to offer a modification of the LTF disbursements to advance as much in the first three quarters up to the approved amount in this item to address potential cash flow issues, pending cash receipts throughout the year.

Funding allocations by operator for FY 2022/23 are based on *Table 4.0: Summary of Funds Requested* in each SRTP. This table is used as the primary basis for allocating operating and capital revenues under the Commission's authority. Future funding needs described in the SRTP beyond FY 2022/23 are solely for projection and planning purposes.

Staff has reviewed the transit operators' funding requests for farebox ratio compliance and other eligibility requirements and recommends the approval of the FY 2022/23 SRTP updates (Attachments 1 – 8) and funding allocations for Measure A, LTF, STA, and SGR totaling $156,413,915 as shown in Attachment 9.

In accordance with TDA, allocations to claimants (transit operators) shall be made and take effect by resolution adopted by the regional transportation planning agency. As such, Resolution No. 22-011, "*Resolution of the Riverside County Transportation Commission to Allocate Local*

Transportation Funds and State Transit Assistance Funds for the Fiscal Year 2022/2023" is required for adoption (Attachment 10).

The Commission also approves the allocation of FTA formula funds Sections 5307, 5311, 5337, and 5339 for each urbanized area in coordination with SCAG for submittal into the FTIP and publication of the FTA POP. Subsequently, SCAG will follow its public participation process to satisfy FTA POP requirements. Staff has reviewed the funding requests for FTA Sections 5307, 5311, 5337, 5339 funds as presented in the SRTPs of the cities of Corona and Riverside, RTA, SunLine, PVVTA, and RCTC (Attachments 3-8) for the total amounts shown in Attachment 9 and recommends approval of the projects.

Fiscal Impact

LTF, STA, SGR, and Measure A fund allocations, as well as Rail and Vanpool FTA and Low Carbon Transit Operations Program (LCTOP) funds are included in the Commission's proposed FY 2022/23 budget. The various other FTA, CMAQ, LCTOP, other federal and state funds, and AB 2766 funds, as well as passenger fares and other revenues, which are received directly by the transit operators are not included in the Commission's budget. Should any funding revenue projections change, or transit operators require additional funds, staff will return to the Commission with amendments as necessary.

Financial Information					
In Fiscal Year Budget:	Yes	Year:	FY 2022/23	Amount:	$107,012,903 (LTF) $19,426,674 (STA) $27,461,100 (Measure A) $2,513,238 (SGR)
Source of Funds:	LTF and STA; Measure A; and SGR			Budget Adjustment:	No

GLA No.:		
	LOCAL TRANSPORTATION FUND	**STATE TRANSIT ASSISTANCE**
	Western County Bus 002210 86101 601 62 86101 $59,886,584 Western County Rail 002213 97001 601 62 97001 $19,464,900 254199 86101 103 25 86101 $2,865,837 Coachella Valley Bus 002211 86101 601 62 86101 $24,157,513 Palo Verde Valley 002212 86101 601 62 86101 $638,069	Western County Bus 002201 86102 241 62 86102 $10,047,474 Western County Rail 002204 86102 241 62 97001 $3,000,000 Coachella Valley Bus 002202 86102 241 62 86102 $5,484,000 Coachella Valley Rail 002202 97001 241 62 97001 $441,200 Palo Verde Valley 002203 86102 241 62 86102 $454,000
	MEASURE A	**STATE OF GOOD REPAIR**
	Western County Bus 269-62-86101 $2,440,000 270-26-86101 $1,700,000 Western Commuter Rail and Vanpool Operating Various 265-33-various $5,478,000 Various 265-24-various $6,861,000 002187 6XXXX 263 41 6XXXX $82,100 Coachella Valley Specialized Transit 258-26-86101 $10,900,000	Western Riverside Bus 002221 86102 242 62 86102 $1,554,303 Coachella Valley Bus 002222 86102 242 62 86102 $907,935 Palo Verde Valley 002223 86102 242 62 86102 $51,000

Fiscal Procedures Approved:		Date:	05/13/2022

Attachments: Click on the link to Access Attachments 1-10: https://www.rctc.org/wp-content/uploads/2022/05/Attachments-1-10-Draft-SRTPs-for-FY-23-and-Resolution-No.-22-011.pdf

1) City of Banning, FY 2022/23 – FY 2024/25 SRTP
2) City of Beaumont, FY 2022/23 – FY 2024/25 SRTP
3) City of Corona, FY 2022/23 – FY 2024/25 SRTP
4) City of Riverside, FY 2022/23 – FY 2024/25 SRTP
5) PVVTA, FY 2022/23 – FY 2024/25 SRTP
6) RTA, FY 2022/23 – FY 2024/25 SRTP
7) SunLine, FY 2022/23 – FY 2024/25 SRTP
8) RCTC, FY 2022/23 – FY 2026/27 SRTP
9) FY 2022/23 Transit Operator Funding Allocations
10) Resolution No. 22-011