



**Interstate 15
RAILROAD CANYON
INTERCHANGE**

**Construction Update:
Week of July 19, 2021**



Two northbound I-15 lanes and Railroad Canyon Rd. between the on- and off-ramps will be closed Monday and Tuesday night to demolish the northbound 15 Railroad Canyon Rd. bridge. Follow the posted detours. Intermittent lane closures on Railroad Canyon Rd., Casino Dr., Summerhill Dr. and Grape St. also will occur nightly, Monday through Thursday for utility work. See table below for details.

Please stay alert and follow posted signs. Construction is subject to change. Follow us @RailroadCanyon for the latest updates.

Highway Lane & Local Street Closures – Week of July 19, 2021		
Date	Time	Closure Details
Monday & Tuesday, July 19 & 20	Nightly, 8 p.m. – 5 a.m.	Closure of two northbound I-15 lanes. Full closure of Railroad Canyon Rd. between the on- and off-ramps.
Monday, July 19	9 p.m. – 5 a.m.	Single-lane closures of eastbound Railroad Canyon Rd. and northbound Casino Dr.
Tuesday, July 20	9 p.m. – 5 a.m.	Single-lane closures of westbound Railroad Canyon Rd., turn lane and southbound Summerhill Dr.
Wednesday, July 21	9 p.m. – 5 a.m.	Single-lane closures of southbound Grape St., eastbound & westbound Railroad Canyon Rd. and northbound Summerhill Dr.
Thursday, July 22	9 p.m. – 5 a.m.	Single-lane closures of southbound Grape St., eastbound and westbound Railroad Canyon Rd., northbound Casino Dr. and northbound Summerhill Dr.

Project Progress

As crews prepared for the new northbound hook off-ramp to open, they placed new signage along the roadway.




Project Background


The Riverside County Transportation Commission (RCTC), in partnership with Caltrans and the City of Lake Elsinore, is upgrading the Interstate 15 Railroad Canyon Interchange in Lake Elsinore. RCTC is the lead agency for this project.


The project will improve safety and capacity by adding lanes, modifying ramps, and building sidewalks and bike lanes along Railroad Canyon Road. These improvements will help residents and other travelers move through this area and reach businesses and other “Dream Extreme” attractions in Lake Elsinore.


Please expect periodic closures to lanes and ramps, slow down, allow extra travel time, watch for construction crews and equipment, be alert to changing conditions, follow detours, and stay informed by checking construction updates, social media, and mapping apps.


Stay Connected

 @RailroadCanyon

 RailroadCanyon@rctc.org

 rctc.org/railroadcanyon

 877-500-7715

 Text RAILROAD to 772-22

Para recibir esta información en español, envíe nuestro equipo un [correo electrónico](#).

Riverside County Transportation Commission 4080 Lemon St., 3rd Floor Riverside, CA 92501

[Unsubscribe](#) | [Forward Email](#)