

RIVERSIDE COUNTY TRANSPORTATION COMMISSION

CITIZENS AND SPECIALIZED TRANSIT ADVISORY COMMITTEE

TIME: 11:00 a.m.

DATE: Monday, April 14, 2025

LOCATION: Riverside County Transportation Commission
March Field Conference Room A
4080 Lemon Street, 3rd Floor
Riverside, CA 92502-2208

VIDEO CONFERENCE SITES:

Palo Verde Valley Transit
415 N. Main Street
Conference Room A
Blythe, CA 92225

SunLine Transit Agency
32505 Harry Oliver Trail
Board Room
Thousand Palms, CA 92276

🌀 COMMITTEE MEMBERS 🌀

John Krick, **Chair**, T-Now Member, Northwest Riverside County
Gloria J. Sanchez, **Vice Chair**, Menifee Senior Advisory, Southwest Riverside County
Deborah Franklin, **Second Vice Chair**, Advisory Council on Aging, San Geronio Pass
Lisa Castilone, GRID Alternatives, Western and Southwest Riverside County
George Colangeli, Palo Verde Valley Transit Agency, Palo Verde Valley
Mary Jo Ramirez, Workforce Development Member, Southwest Riverside County
Ivet Woolridge, Independent Living Partnership, Riverside County
Christine Franklyn Baggett, Retired Citizen, Coachella Valley
Michael Harrington, Desert Hot Springs Democratic Club, Coachella Valley
Jennifer Nguyen, Riverside Transit Agency, Western Riverside County
Edith Hernandez, SunLine Transit Agency, Coachella Valley

***RIVERSIDE COUNTY TRANSPORTATION COMMISSION
CITIZENS AND SPECIALIZED TRANSIT ADVISORY COMMITTEE***

www.rctc.org

AGENDA*

**Actions may be taken on any item listed on the agenda*

11:00 a.m.

Monday, April 14, 2025

***Riverside County Transportation Commission
March Field Conference Room A
4080 Lemon Street, Third Floor
Riverside, California***

VIDEO CONFERENCE SITES:

Palo Verde Valley Transit Agency
415 N. Main Street
Conference Room A
Blythe, CA 92225

SunLine Transit Agency
32505 Harry Oliver Trail
Board Room
Thousand Palms, CA 92276

In compliance with the Brown Act and Government Code Section 54957.5, agenda materials distributed 72 hours prior to the meeting, which are public records relating to open session agenda items, will be available for inspection by members of the public prior to the meeting on the Commission's website, www.rctc.org.

In compliance with the Americans with Disabilities Act, Government Code Section 54954.2, and the Federal Transit Administration Title VI, please contact the Clerk of the Board at (951) 787-7141 if special assistance is needed to participate in a Commission meeting, including accessibility and translation services. Assistance is provided free of charge. Notification of at least 48 hours prior to the meeting time will assist staff in assuring reasonable arrangements can be made to provide assistance at the meeting.

1. CALL TO ORDER

2. ROLL CALL

3. PUBLIC COMMENTS – *Under the Brown Act, the Committee should not take action on or discuss matters raised during public comment portion of the agenda which are not listed on the agenda. Committee members may refer such matters to staff for factual information or to be placed on the subsequent agenda for consideration. Each individual speaker is limited to speak three (3) continuous minutes or less.*

4. **ADDITIONS/REVISIONS** *(The Committee may add an item to the agenda after making a finding that there is a need to take immediate action on the item and that the item came to the attention of the Committee subsequent to the posting of the agenda. An action adding an item to the agenda requires 2/3 vote of the Committee. If there are less than 2/3 of the Committee members present, adding an item to the agenda requires a unanimous vote. Added items will be placed for discussion at the end of the agenda.)*

5. **CONSENT CALENDAR** - *All matters on the Consent Calendar will be approved in a single motion unless a Committee member(s) requests separate action on specific item(s). Items pulled from the Consent Calendar will be placed for discussion at the end of the agenda.*

5A. **APPROVAL OF MINUTES – APRIL 10, 2025**

Page 1

6. **FISCAL YEAR 2025/26 DRAFT SHORT RANGE TRANSIT PLAN UPDATES**

Page 4

Overview

This item is for the Committee to:

- 1) Receive and file draft Fiscal Year (FY) 2025/26 Short Range Transit Plan (SRTP) updates from the cities of Banning, Beaumont, Corona, and Riverside; Palo Verde Valley Transit Agency (PVVTA); Riverside Transit Agency (RTA); SunLine Transit Agency (SunLine); and the Commission's Rail and Vanpool Programs.

7. **COMMITTEE MEMBER / STAFF REPORT**

Overview

This item provides the opportunity for the Committee members, transit operators, and staff to report on attended and upcoming meetings/conferences and issues related to Committee activities.

8. **ADJOURNMENT**

The next Citizens and Specialized Transit Advisory Committee meeting is scheduled for June 9, 2025.

AGENDA ITEM 5A

MINUTES

RIVERSIDE COUNTY TRANSPORTATION COMMISSION

CITIZENS AND SPECIALIZED TRANSIT ADVISORY COMMITTEE

February 10, 2025

Meeting Minutes

1. CALL TO ORDER

The meeting of the Citizens and Specialized Transit Advisory Committee was called to order by Chair Lisa Castilone at 11:04 a.m. in March Field Conference Room A at the County Administrative Center, 4080 Lemon Street, Third Floor, Riverside, California 92501 and at the video conference sites: Conference Room A, Palo Verde Valley Transit Agency, 414 N. Main Street, Blythe, California 92225; and the Conference Room, SunLine Transit Agency, 32505 Harry Oliver Trail, Thousand Palms, California 92276.

2. ROLL CALL

Members Present

Lisa Castilone
Deborah Franklin
Michael Harrington**
John Krick
Mary Jo Ramirez
Gloria J Sanchez
Ivet Woolridge
Jennifer Nguyen, Riverside Transit Agency
Edith Hernandez, Sunline Transit Agency**

*Joined the meeting at Palo Verde Valley Transit

**Joined the meeting at SunLine Transit Agency

***Arrived after the meeting was called to order

Members Absent

Christine Franklyn Baggett
George Colangeli
Zaida Forester

3. PUBLIC COMMENTS

There were no public comments.

4. ADDITIONS/REVISIONS

There were no additions or revisions to the agenda.

5. **CONSENT CALENDAR** - *All matters on the Consent Calendar will be approved in a single motion unless a Committee Member requests separate action on specific item(s). Items pulled from the Consent Calendar will be placed for discussion at the end of the agenda.*

M/S/C (Sanchez/Franklin) to approve the following Consent Calendar item(s):

5A. APPROVAL OF MINUTES – DECEMBER 9, 2024

6. MEASURE A SPECIALIZED TRANSIT PRESENTATION

Monica Morales, Senior Management Analyst, introduced Michelle Salgado, Program Director at Angel View Outreach Program. Ms. Salgado presented an overview of their programs and how Measure A funding helps them operate. She discussed how children/families in need are identified through referrals and local events, qualifying factors for the program such as mental or physical disabilities, cancer, age delay, etc., and transportation specific reimbursements.

Ms. Morales introduced Zico Ortiz, Travel Trainer/Case Manager at Blindness Support Services. Mr. Ortiz discussed the programs and services offered by Blindness Support Services. He discussed the details of the training program with the goal of the person to be able to safely navigate the limited amount of resources available to them to travel independently, program outreach, and the qualification process.

Chair Castilone asked staff about travel training throughout all Measure A recipient programs.

Ms. Morales replied that each recipient's program vary slightly. Not all offer training on how to utilize public transportation. The larger bus operators offer travel training programs.

Jennifer Nguyen, RTA, added that if you call RTA they will train you how to read the ride guide. They will coordinate with you if you have a large group that would like travel training you can call the customer assistance line for assistance.

Vice Chair Sanchez inquired about veterans services.

Ms. Morales replied the agency U.S. Vets is a Measure A recipient.

7. ELECTION OF OFFICERS

This item is for the Citizens and Specialized Transit Advisory Committee to conduct an election of officers for 2025 – Chair, Vice Chair and Second Vice Chair.

M/S/C (Sanchez/Castilone) to elect John Krick as Chair.

M/S/C (Ramirez/Castilone) to elect Gloria Sanchez as Vice Chair.

M/S/C (Ramirez/Castilone) to elect as Deborah Franklin Second Vice Chair.

8. COMMITTEE MEMBER/STAFF REPORT

- 8A. Eric DeHate, Transit Manager, updated the CSTAC on the Coordinated Plan survey and outreach efforts.

Vice Chair Sanchez added the survey should be distributed as a hard copy because not all seniors are willing or able to submit the survey online.

Chair Castilone encouraged the committee members to take the survey and distribute the link on their social media platforms.

- 8D. Michael Harrington updated the committee on:
- The response from SunLine after his comments at the December 9, 2024 CSTAC meeting;
 - His concerns regarding transit needs in the Rancho Mirage area;
 - The type of outreach for the survey discussed by Mr. DeHate and that a lot of people are wary of links sent to them and there should be various ways of outreach to various segments of the community.
- 8E. Edith Hernandez, SunLine, will be launching an onboard ridership study to get feedback from riders.

9. ADJOURNMENT

There being no further business for consideration by the Citizens and Specialized Transit Advisory Committee, the meeting adjourned at 12:01 p.m.

Respectfully submitted,



Lorelle Moe-Luna, Multimodal Services Director

AGENDA ITEM 6

<i>RIVERSIDE COUNTY TRANSPORTATION COMMISSION</i>	
DATE:	April 14, 2025
TO:	Citizens and Specialized Transit Advisory Committee
FROM:	Eric DeHate, Transit Manager
SUBJECT:	Fiscal Year 2025/26 Draft Short Range Transit Plan Updates

STAFF RECOMMENDATION:

This item is for the Committee to:

- 1) Receive and file draft Fiscal Year (FY) 2025/26 Short Range Transit Plan (SRTP) updates from the cities of Banning, Beaumont, Corona, and Riverside; Palo Verde Valley Transit Agency (PVVTA); Riverside Transit Agency (RTA); SunLine Transit Agency (SunLine); and the Commission's Rail and Vanpool Programs.

BACKGROUND INFORMATION:

The SRTPs serve as the Commission's primary justification for federal and state grants for transit operations and capital and provides a short-term vision of public transportation for the county including strategies that will help guide transportation decisions over the next three to five years. In Riverside County, there are seven public bus transit operators (cities of Banning, Beaumont, Corona, and Riverside; RTA; SunLine; and PVVTA), and the Commission's Commuter Rail and Vanpool Programs – a total of eight transit operators.

Under state law, the Commission is tasked with the responsibility to identify, analyze, and recommend potential productivity improvements to ensure federal, state, and local funds are allocated to transit operators to provide needed transit services for county residents. An annual SRTP update is a mechanism to meet this obligation and coordinate transit services throughout the county. The core components of each agency's SRTP includes the operating and capital plans and project justifications that are utilized as the basis for receiving transit funding. The SRTPs also document each operator's system and route performance data, which provide the basis for the Commission's oversight activities to ensure compliance with the Transportation Development Act, federal regulations, state law, and Commission-adopted policies and guidelines.

Each operator will provide an overview of the major projects and activities anticipated in their FY 2025/26 SRTP update. The purpose of the presentations (Attachments 1-9) is to seek feedback and input from the CSTAC for future improvements. Staff will bring the final FY 2025/26 SRTP requests for funding approval to the Commission in June 2025.

Attachments:

1. Riverside Transit Agency Presentation
2. City of Banning Presentation
3. City of Beaumont Presentation
4. City of Corona Presentation
5. City of Riverside Presentation
6. Palo Verde Valley Transit Agency Presentation
7. SunLine Transit Agency Presentation
8. RCTC Rail Program Presentation
9. RCTC VanClub Presentation

FY26 Operating and Capital Budget*

FY26 – FY28 Short-Range Transit Plan

CSTAC Meeting
April 14, 2025

* Budget numbers presented here are estimates and not final.

Fixed Route Bus Service

32 Local fixed routes

3 Commuter routes

- Riverside County
- Orange County
- San Bernardino County

1 GoMicro Transit Zone

1 Autonomous Vehicle Pilot Project



Bus Fleet

120 Directly Operated

59 Contracted Fixed Routes

84 Dial a Ride

8 GoMicro


271



FY25 Major Accomplishments

- Implementation of Fare Promotions
- Two years of GoMicro
- Ohmio Pilot Project*
- Hydrogen Fueling Stations
- 5 Hydrogen Fuel Cell Electric Buses
- 2025 Southern CA Regional Bus Rodeo
- COA

*Estimated to start in May 2025



FY26 Service Profile

Fixed Route Revenue Service Hours

- Implement Year 3 service improvements from the Sustainable Service Plan
 - Increased frequencies on routes 10 and 15
- Increased span of service on routes 1, 8, 10, 13, 15 and 19
- Additional trips on routes 1 and 10 into the Vine Street Mobility Hub to connect to Metrolink trains and other routes
- Continue no service on 7 major holidays
- Adjust service to access more destinations
- Implement the Ohmio Pilot Project in the City of Riverside

DAR Service and Passenger Demand

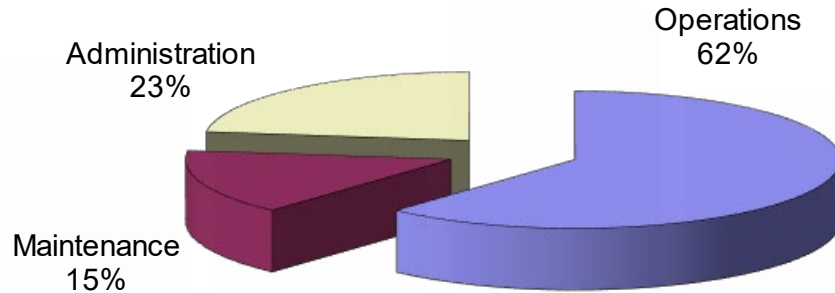
- Coverage window similar to pre-COVID
- 11th year of DAR Plus ($\frac{3}{4}$ mile to $2\frac{3}{4}$ miles)
- Anticipate higher ridership demand than FY25



FY26 Budget Drivers

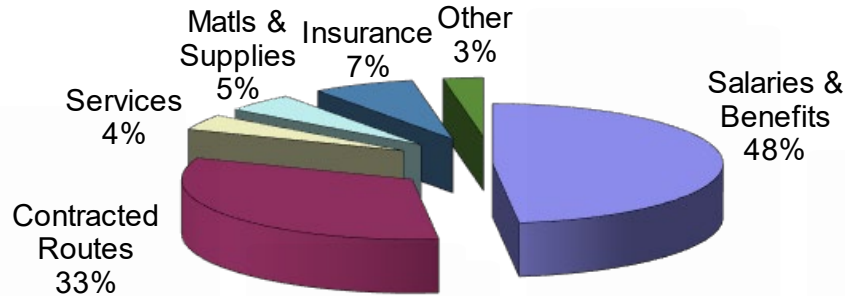
- Increased service – frequency improvements, additional trips, and route adjustments.
- Kickoff a Comprehensive Operational Analysis (COA)
- Expand an Autonomous Shuttle Pilot Program
- Conclude the year with the completion of major zero-emission projects.
- Budget within forecasted revenues; no deficit spending
- Continue to be fiscally responsible with taxpayer funds and comply with all laws and regulations

Operating Budget: Major Functions



	FY25 Budget	FY26 Budget	Change-\$	Change-%	Comments / Drivers
Operations	\$ 64,010,746	\$ 71,292,634	\$ 7,281,888	11%	increase in service/operators
Maintenance	\$ 17,653,339	\$ 17,708,932	\$ 55,593	0%	
Administration	\$ 24,924,315	\$ 26,519,214	\$ 1,594,899	6%	insurance, wages/benefits
Total Operating Budget	\$ 106,588,400	\$ 115,520,780	\$ 8,932,380	8%	

Operating Budget: Major Cost Elements



	FY25 Budget	FY26 Budget	Change-\$	Change-%	Comments / Drivers
Salaries & Benefits	\$ 49,336,534	\$ 55,634,618	\$ 6,298,084	13%	growth in operators, wages/benefits
Contracted Routes	\$ 35,431,701	\$ 37,774,231	\$ 2,342,530	7%	increase in service, rate growth
Services	\$ 4,940,461	\$ 4,859,870	\$ (80,591)	-2%	reduced consulting
Materials & Supplies	\$ 6,076,786	\$ 5,741,284	\$ (335,502)	-6%	stabilization of fuel rates
Insurance	\$ 7,757,589	\$ 8,250,472	\$ 492,883	6%	tough California market
Other Expenses	\$ 3,045,329	\$ 3,260,305	\$ 214,976	7%	utilities, software
Total Operating Budget	\$ 106,588,400	\$ 115,520,780	\$ 8,932,380	8%	

FY26 Capital Budget



Capital Budget = \$45,293,346

- CNG and hydrogen buses, Dial-A-Ride vehicles
- Facilities & Equipment Improvements
- Maintenance programs

Thank you

Charlie Ramirez
Chief Financial Officer
cramirez@riversidetransit.com
(951) 565-5156

Jennifer Nguyen
Director of Planning
jnguyen@riversidetransit.com
(951) 565-5132



SHORT RANGE TRANSIT PLAN

2025/2026 – 2027/2028





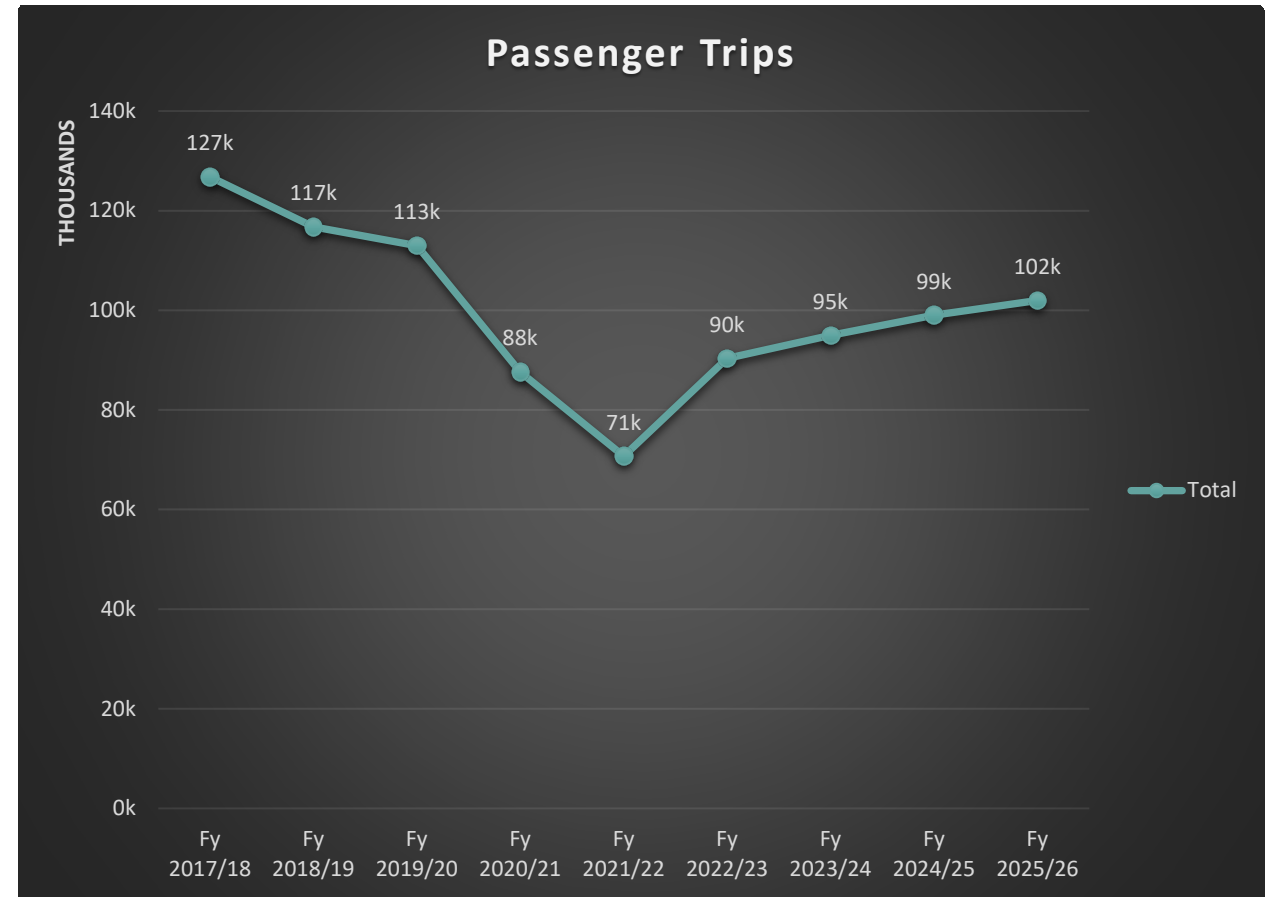
- Service since 1973
- Expanded to two routes in 1985
- Operates 2 Fixed Routes (interlined Routes 5 & 6 last year) and Dial-a-Ride System
 - Covers approx. 35 square miles
 - Commercial and Residential areas of Banning and Cabazon
 - Morongo Casino
 - Beaumont
- Fleet: 8 Fixed Route Buses (2010-2023) and 4 DAR (2010-2024)
 - CNG Station
- Field Supervisor, 9 F-T Drivers, 2 P-T Drivers and an Executive Secretary (Dispatch)

Your Transit Team



Covid-19 Impacts

- Reduction in ridership
 - 2018 = 126,793
 - 2019 = 116,748
 - 2020 = 112,960
 - 2021 = 87,624
 - 2022 = 70,721
 - 2023 = 90,349
 - 2024 = 95,000
 - 2025 = 99,000 Projected
 - 2026 = 102,000 Projected



FY 2026 OPERATIONAL HIGHLIGHTS

- Continued increases in ridership
- Advertising Program (new shelters)
- CNG Facility Project Completion
- San Geronio Hospital Bus Stop Improvement Project Completion
- Comprehensive Operations and Capital Needs Analysis

PROPOSED OPERATIONS BUDGET FY 2026

LTF	SGR	STA	FARE BOX	LCTOP	Other Local Revenue
\$2,885,426	\$70,000		\$6,000	\$118,773	\$170,769.6

TOTAL OPERATING REVENUE	TOTAL FARE REVENUES
\$2,885,426	\$295,542.6

TOTAL OPERATING BUDGET	FARE RECOVERY
\$2,955,426	10.0%

10.0% FAREBOX RECOVERY = 10.0%

CAPITAL PROJECTS

FY 2025

Project #	PROJECT DESCRIPTION	BUDGET
26-01	Transit Office Technology Upgrades	\$15,000
26-02	Gas Detection System for Transit Bus Bays	\$850,000
26-03	Hydraulic Lift with Tethered Fall Protection	\$800,000
26-04	Electric Support Vehicles through CARB Grant	\$350,000
	<u>TOTAL</u>	\$2,015,000



ZEB Rollout Plan

- Committed to Battery Electric Technology
- Currently piloting ZEV's on Dial-A-Ride this fiscal year and will continue next fiscal year
- Purchasing another 3 EV's for utilization as support vehicles
- Purchasing two DC Fast chargers and four Level 2's through grant funding
- Awarded a sustainability planning grant through Caltrans



THANK YOU !





Short-Range Transit Plan

Fiscal Year 2025/26 - 2027/28



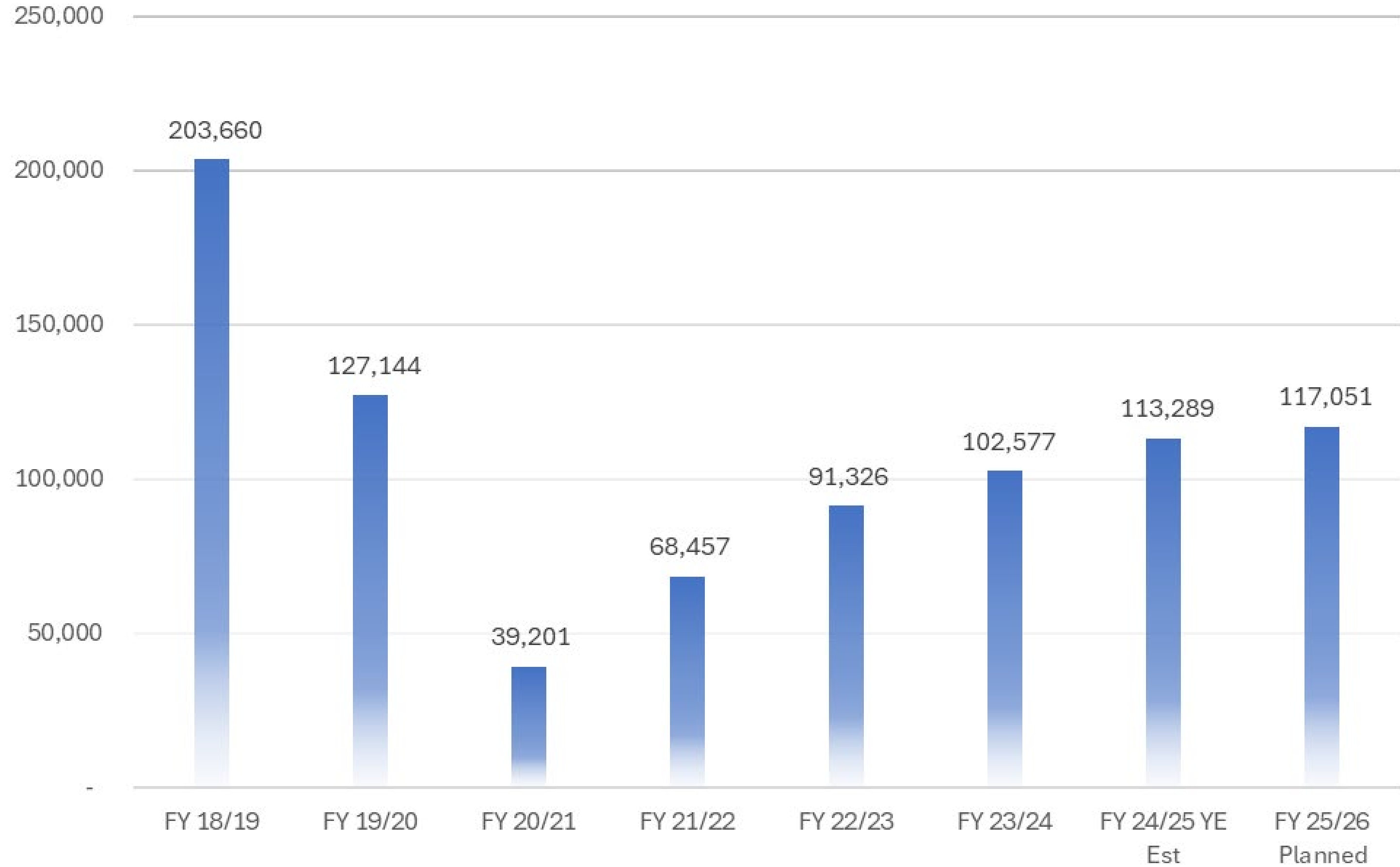
Dial-A-Ride

7 Fixed Routes

2 Commuter Links

SERVICES

SYSTEMWIDE RIDERSHIP





FLEET


FARE PROMOTIONS



- Discounted Fares for All
- Youth Ride Free
- Designated Free Days for All



TRAVEL TRAINING

- Upcoming Travel Training 
- FY2025/26 Planned Training Locations:
 - LA Union Station
 - Downtown Disney
 - Lake Arrowhead

ALL ABOARD TO DODGER STADIUM!

APRIL 30
8:15 AM

RIDE
METROLINK
TO THE GAME

BEAUMONT CIVIC CENTER

Cost is minimal and space is limited
Call (951) 769-8530 to RSVP by April 23, 2025

*Dodgers tickets must be purchased separately



METROLINK

Operating Budget	FY25 Budget	FY26 Proposed Budget	Change %
Expenses	3,278,071	3,562,669	8.7%
Revenues	422,050	548,355	29.9%
Farebox Recovery Ratio	12.9%	15.4%	2.5%
Farebox Recovery Ratio w/ Exemptions	15.1%	18.2%	3.1%

OPERATING BUDGET

PROJECTS

Beaumont Transit Yard

- CNG and Hydrogen Fueling
- EV Charging Stations
- New Vehicle Maintenance and Operations Facility
- Currently in the Design & Environmental Phase

PROJECTS CONT.

Comprehensive Operational Analysis

- Bids close April 14th, 2025
- Microtransit Feasibility Assessment
- Bus Stop Improvement Plan

Bus Stop Improvements

- Larger cutout at one of our busiest bus stops (Beaumont Transit Hub)
- Other improvements as part of the overall Bus Stop Improvement plan



Questions?



Short Range Transit Plan

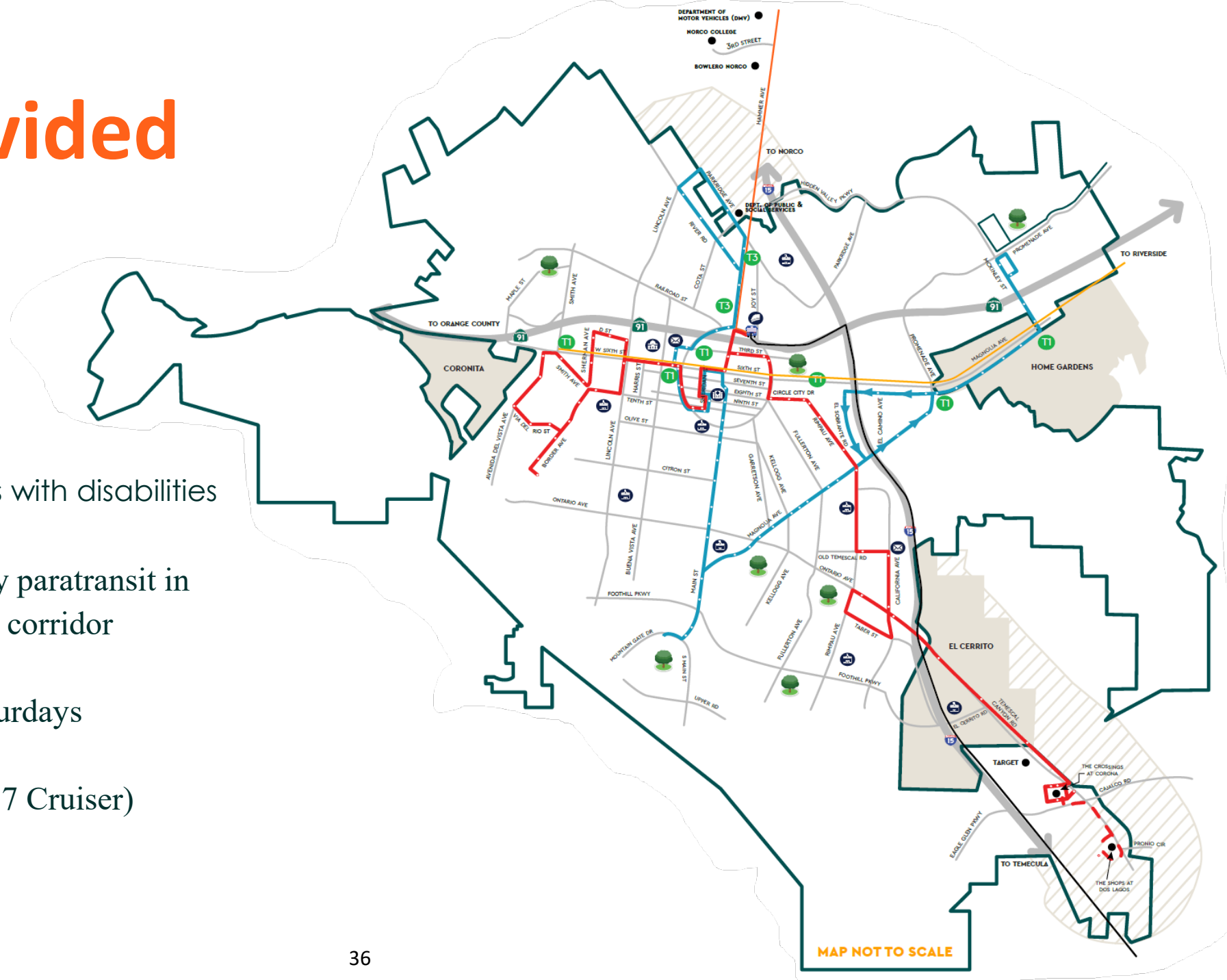
FY 25/26 through FY 27/28

Sudesh Paul

Transit Program Manager

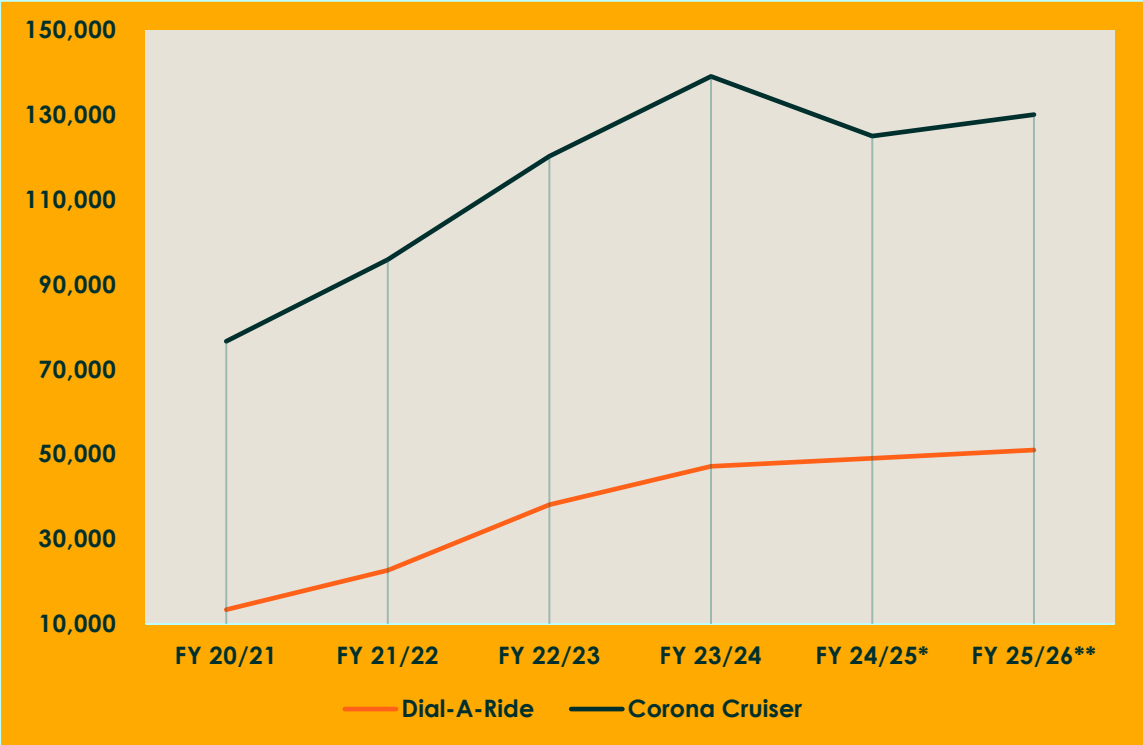
Services Provided

- ▷ Corona Cruiser, fixed route
 - ▷ Blue Line & Red Line
- ▷ Citywide Dial-A-Ride (DAR)
 - ▷ For all seniors and persons with disabilities
- ▷ DAR provides complementary paratransit in compliance with ADA $\frac{3}{4}$ mile corridor
- ▷ Operate on weekdays and Saturdays
- ▷ 20 vehicles in fleet (13 DAR; 7 Cruiser)



Ridership Data

Service	FY20/21	FY 21/22	FY 22/23	FY 23/24	FY 24/25 Estimate
DAR	13,386	22,673 69.4% ↑	38,141 68.2% ↑	46,400 23.7% ↑	49,053 4.0% ↑
Cruiser	76,645	95,892 25.1% ↑	120,272 25.4% ↑	139,000 15.6% ↑	125,039 -10.1% ↓

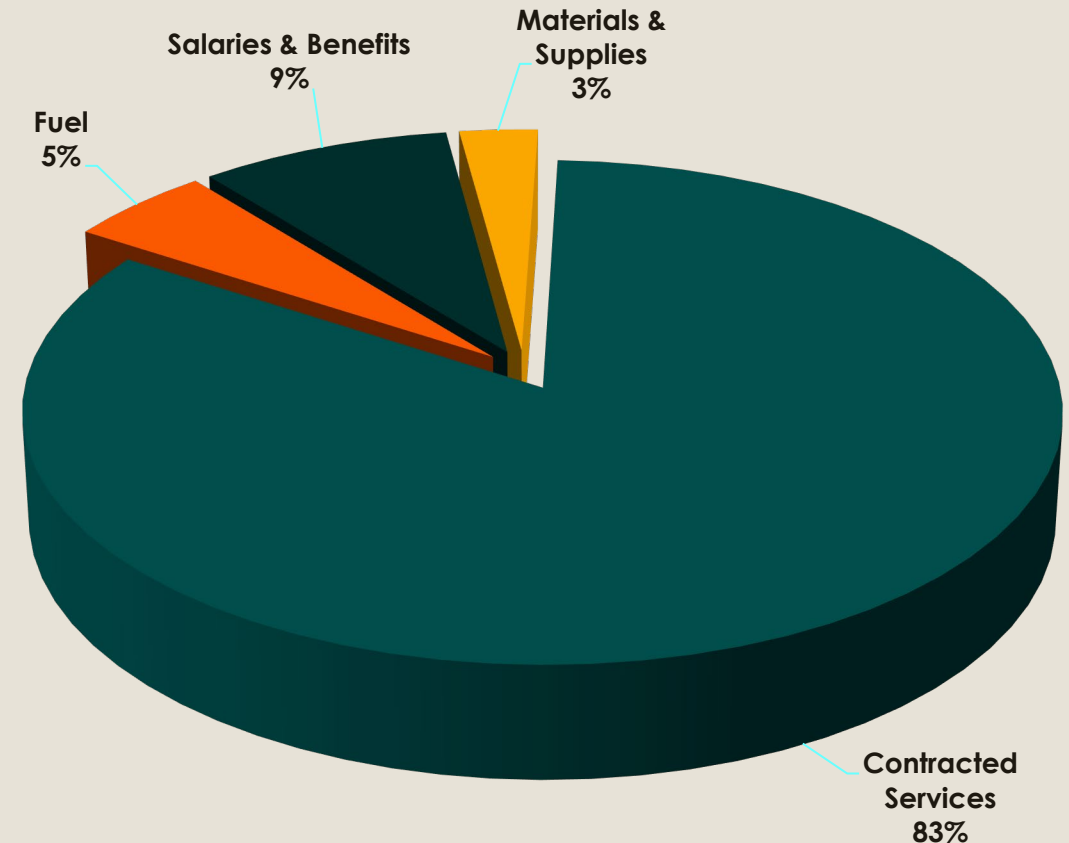


Operating Budget

	Current FY25 Budget	FY26 Proposed	Change	% Change
Salaries & Benefits*	\$ 288,157	\$ 342,650	\$ 54,493	18.9%
Materials, Marketing and Utilities	\$ 87,070	\$ 106,687	\$ 19,617	22.5%
Fuel	\$ 230,000	\$ 200,000	-\$ 30,000	-13%
Contracted Services	\$ 3,149,265	\$ 3,294,922	\$ 145,657	4.6%
Total	\$ 3,754,492	\$ 3,944,259	\$ 189,767	5.1%

Budget Breakdown

- Contract Services: 5% increase
 - Increase in year-to-year costs for transit operations
 - Increased allocation for consulting services
 - Salaries & Benefits: 19% increase
 - Increase in wages effective 12/28/24
 - Full-year cost for new Management Analyst
 - Materials & Supplies: 23% increase
 - Increase in transit fair share of administrative costs
- ❖ Offset by a decrease in fuel cost (13%) and auxiliary program expenditures (7%)



Operational Highlights and Challenges

Current Fiscal Year

- ▷ Extended transit operations contract for three years
- ▷ On-boarding of new Management Analyst
- ▷ Continue the fare subsidy program (through 6/30/26)
- ▷ FTA Triennial Review (through FY 2026)

CHALLENGES

- ▷ Reduction in ridership due to construction activities in the city
- ▷ Shortage in staff – competing priorities
- ▷ Solicitation challenges

Fiscal Year 25/26

- ▷ Consulting Services
 - **Transit Service Planning & Implementation**
 - New Route planning including Microtransit
 - Develop Standards for Bus Stop Amenities
 - Redesign Public Information Materials
 - **Capital Improvement Projects**
 - Bus Stop Improvements
 - Intelligent Transportation System
 - Replacement Buses
 - Deployment of ZEB Technologies
- ▷ Resolicit for bus shelter Advertising to Increase Revenues
- ▷ Continue Marketing Efforts to Re-engage Residents

CHALLENGES

- ▷ Internal organizational challenges
- ▷ Shortage in staff – competing priorities



Thank You!



Sudesh.paul@coronaca.gov



www.CoronaCA.gov/transit



Special Transportation's Short Range Transit Plan Overview

Parks, Recreation, and Community Services Department
**Citizens and Specialized Transit
Advisory Council**
April 14, 2025

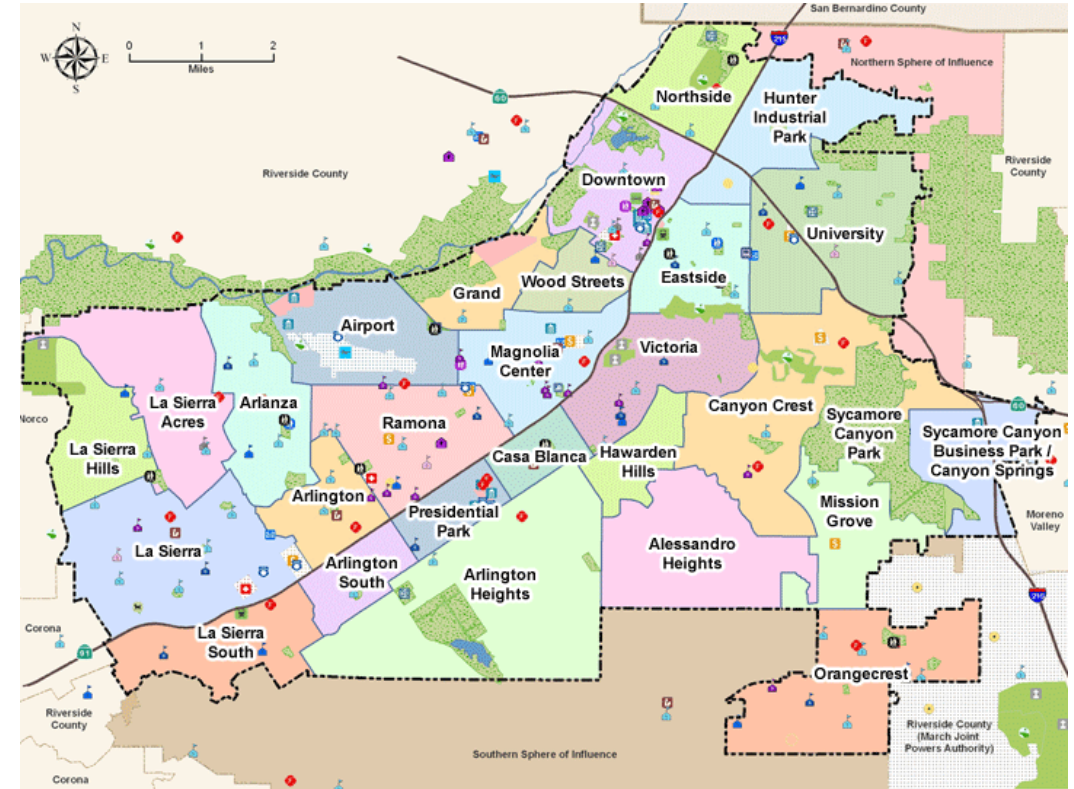


Who We Serve



The City of Riverside's Special Transportation Division was established in June 1975 and currently operates through an agreement with the Riverside Transit Agency (RTA) to provide a Paratransit (origin-to destination) Service within Riverside city limits.

2025 marks our 50th Anniversary serving the Senior and Disabled Residents of the City of Riverside.



Our customers are:

Disabled & Seniors over the age of 60



Celebrating 50 Years...



As part of celebrating 50 years of serving our senior and disabled communities, Riverside Connect is offering free ride days throughout 2025 – part of a three-year initiative designed to introduce new riders to our services and increase ridership.

Promotional Free Ride Days:

Transit Equity Day and Birthday of Civil Rights Icon, Rosa Parks: Tuesday, **February 4, 2025**

Earth Day: Tuesday, **April 22, 2025**

Special Transportation 50th Anniversary: Tuesday, **June 10, 2025**

Dump the Pump Day: Tuesday, **June 17, 2025**

Car Free Day: Monday, **September 22, 2025**

California Clean Air Day: Thursday, **October 2, 2025**



Fleet



- 32 – 16 Passenger Cutaway (Ford E-450)
- 2 – 8 Passenger NorCal Vans
- 1 – Admin Van (Dodge)
- 1 – Admin Car (Honda)



FY 24/25 Operating Budget

Budget Item	FY2024/25 Actual	FY2025/26 Plan	Variance Percentage
Salaries & Benefits	\$3,259,361	\$3,761,054	15.39%
Materials & Supplies	\$35,239	\$36,296	3.00%
Fuel	\$213,904	\$220,321	3.00%
Maintenance & Operations	\$786,019	\$656,469	-16.48%
Contract Services	\$157,197	\$125,000	-20.48%
All Other Costs	\$1,291,082	\$1,079,882	-16.36%
Total	\$5,742,802	\$5,879,022	2.37%

Challenges in FY 24/25

• **Ridership**

- Ridership is steadily increasing
- Average Ridership per day still 50% of pre-COVID
- Free Fare Promotion and Marketing

• **New Software Transition**

- Previous software system was in place for over 15 years
- Driver and office staff challenges with the change from manual routing/scheduling to optimization software

• **Inflation**

- Fleet maintenance costs
- Salaries and Benefits

**Average rides per day range
from 200-300 rides.**

(400-500 rides pre-COVID)



Major Projects Underway

- CNG Bus Replacement
 - 4 buses delivered
 - 12 buses ordered
- Radio Communications Replacement
- Transit Marketing – Free Fare Program

Looking Ahead: Projects for FY 25/26



- Comprehensive Operations Analysis
- AED Units for Vehicles
- CNG Bus Replacement
- Bus Yard Security and Safety Upgrades
- Zero Emissions Infrastructure Project



Thank You



Questions or Comments?





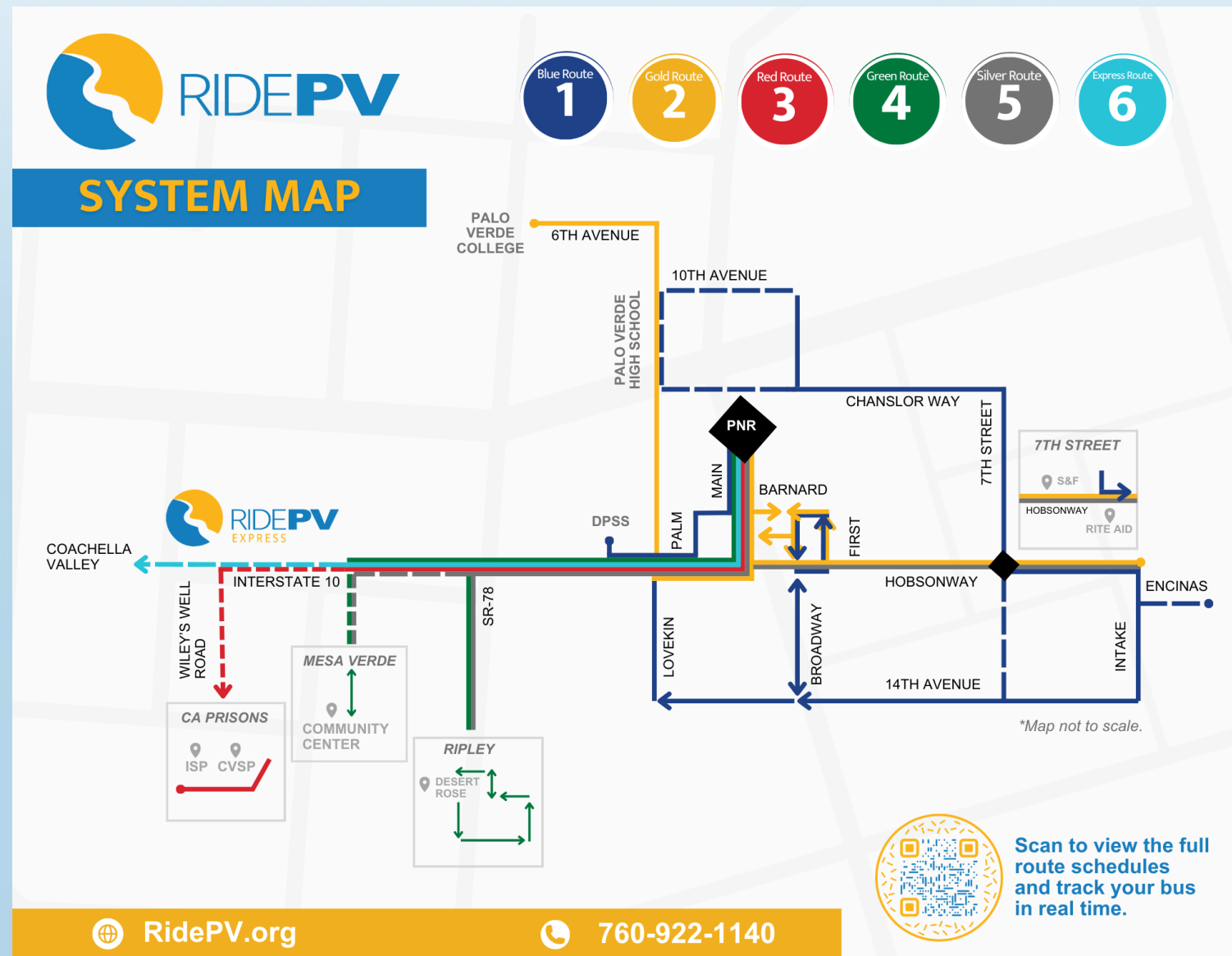
RIDE **PV**
BUS STOP



SHORT RANGE
TRANSIT
PLAN
FY 2026-2028



Background



RidePV (formerly PVVTA) serves the City of Blythe and the Eastern most unincorporated areas of Riverside County including Mesa Verde and Ripley with six deviated fixed routes and a TRIPReimbursement Program.

Quick Facts



6 BUSES IN
REVENUE SERVICE
WITH 3 BUSES AS
SPARE (ALL ADA
COMPLIANT)



MOST VEHICLES
POSSESS A 20/2
PASSENGER
CAPACITY



CURRENT
AVERAGE LIFE OF
THE REVENUE
VEHICLE FLEET IS
5.5 YEARS OLD

Budget & Plan Changes

Description	FY 2025	FY 2026	Net	Percent Variance
Operating Budget	1,964,288	2,107,342.00	143,054.00	7%
Capital Budget*	18,311,288	826,250	(17,485,038)	(95%)

** Large capital budget variance due to \$16 million programmed for the Maintenance Facility in FY2025*

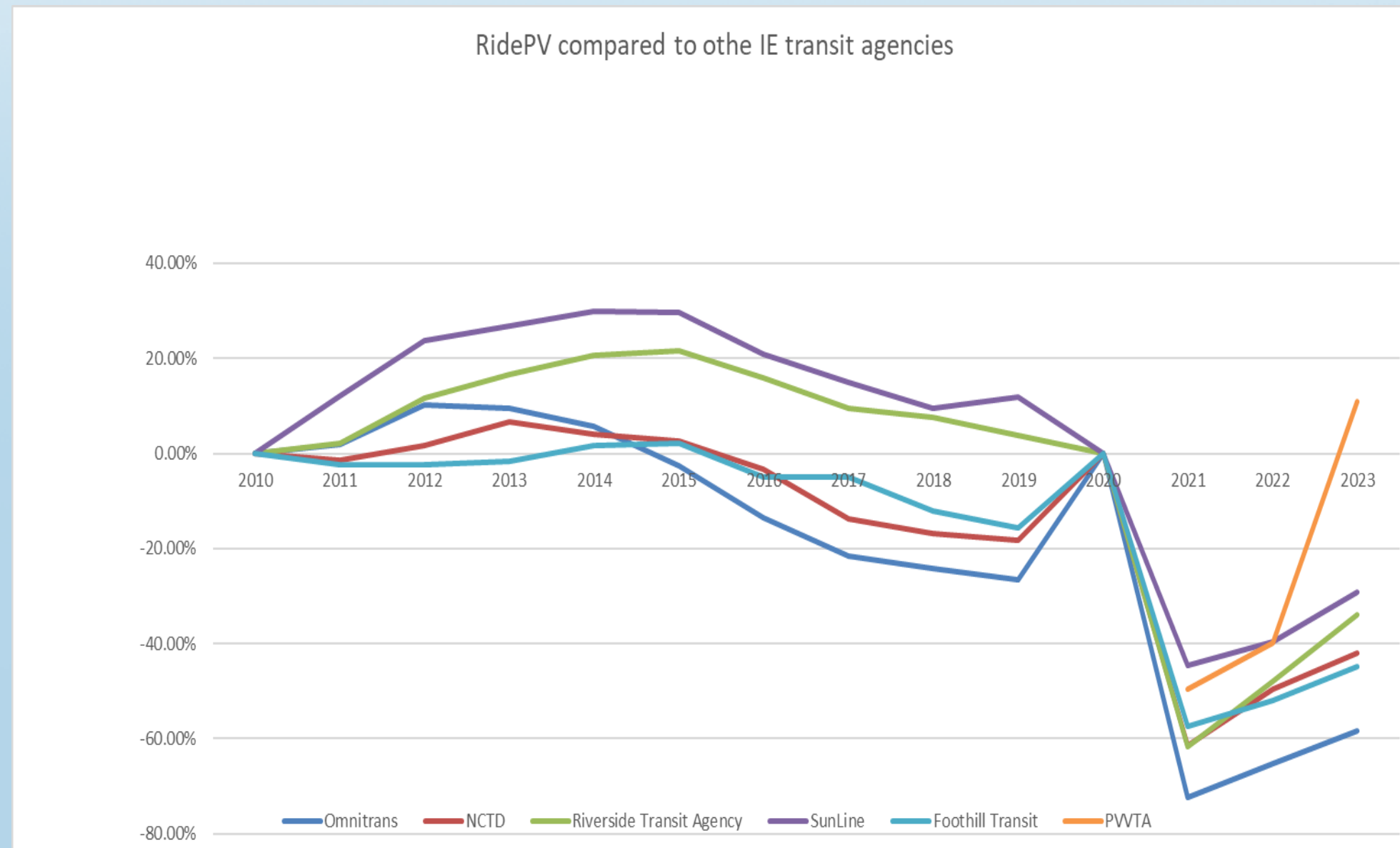
Ridership Trend



➤ FY 2020 to FY 2021 Ridership dropped 49.4% due to the COVID-19 pandemic

➤ FY 2023 RidePV Recovered from the COVID-19 pandemic by a 10.9% gain compared to FY2020

Regional Trends



➤ FY 2024 RidePV Recovered from the COVID-19 pandemic by a 11.96% gain compared to FY2020

Service Highlights



- Make continuous improvements to maintain reliability and quality of service
- No major service changes proposed for next year

Anticipated Projects

- Bulk Tires, Filters, etc. \$25,000
- Bus Stop Amenities \$10,000
- ZE & Maintenance Facility \$50,000
- Farebox System Analysis and Upgrades \$50,000
- Support Vehicle \$60,000
- Vehicle Rehabilitation \$15,000
- CNG Expansion Bus \$480,000
- IT and Communication Upgrade \$60,000
- SGR Equipment and Facility Upgrades \$76,250

Total \$826,250

Looking Ahead

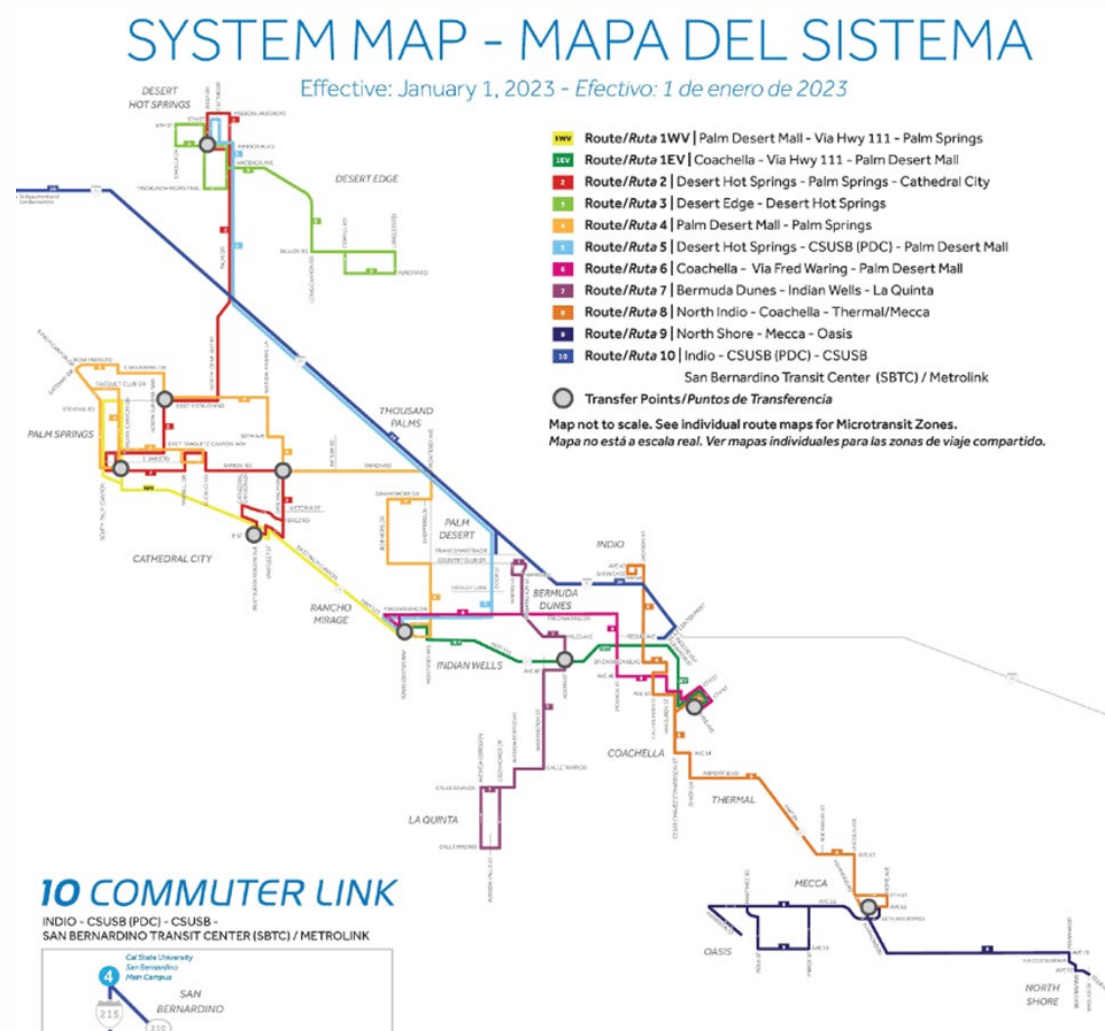


- Look into emerging micro transit services to serve community
- Introduce zero emission fleet vehicles to adhere to state regulations
- Continue the steps to construct a new hydrogen fueling facility on -site



**Citizens and Specialized Transit Advisory Council
Meeting
April 14, 2025**

Chief Planning Officer – Paul Mattern



FY 24/25 Passenger Trips

Fixed Route: 2,585,788
 Paratransit: 119,495
 Microtransit: 22,435

FY 24/25 Vehicle Revenue Miles

Fixed Route: 2,660,900
 Paratransit: 866,842
 Microtransit: 83,528

FY 24/25 Vehicle Revenue Hours

Fixed Route: 181,582
 Paratransit: 58,412
 Microtransit: 18,529

Fixed Route

Miles Traveled
17,628,251
 annual passenger
 miles traveled



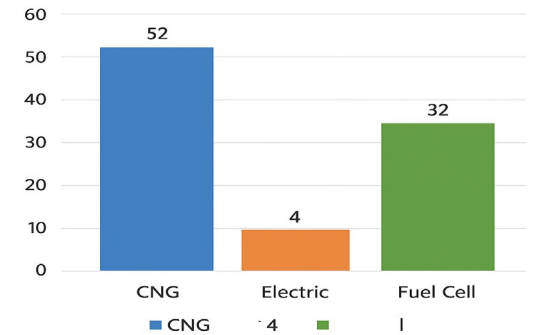
Paratransit

Miles Traveled
1,194,943
 annual passenger
 miles traveled



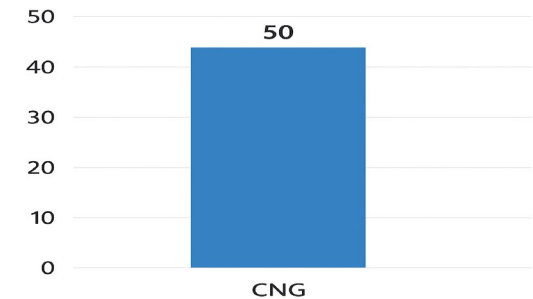
Fixed Route Fleet

Bus Types by Fuel



Paratransit Fleet

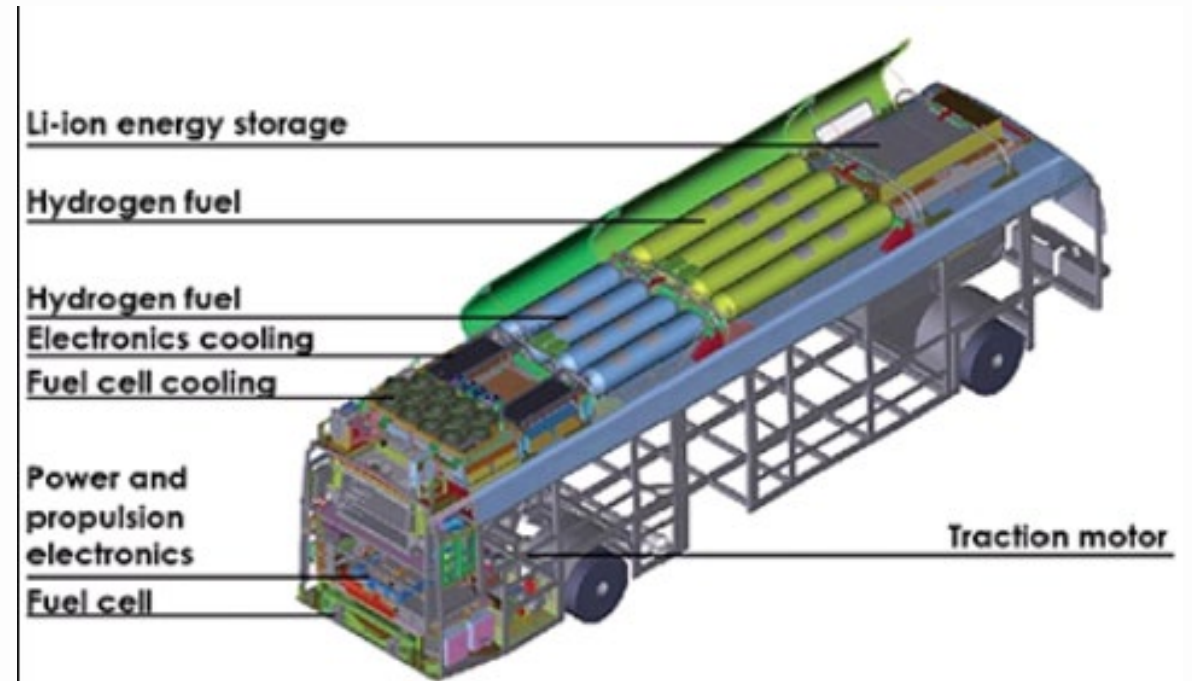
Bus Type by Fuel



- Implementation of Classification and Compensation Study
- Increase in Wages and Fringe Benefits
- Currently engaged in Labor Negotiations



- Operator Recruiting and Retention
- Zero Emission Training for Mechanics
- Cost of Zero Emission Vehicles is Increasing



Capital Initiatives

- Workforce Development Training Facility
- Architectural and Engineering Designs for a Microgrid
- Architectural and Engineering Designs for a Backup Generator
- Improvements to Hydrogen Fueling Infrastructure
- Utility Upgrades in Indio
- Enhancements to Security and Fencing
- Roadway Rehabilitation Projects

Service Improvements / Enhancements

- Replacement of CAD/AVL System
- Replaced in-vehicle radio system
- Switched Microtransit Vendors
- Open Loop Fare Payment Systems
- On-Board Ridership Study
- Comprehensive Operational Analysis (COA)
- American Bus Benchmarking Group(ABBG) Customer Satisfaction Survey

- Mechanic Journeyman Apprenticeship Program
- Driver Mentorship Program
- East Valley Operations Facility
- New Route in N. Indio





QUESTIONS?

Chief Planning Officer – Paul Mattern
pmattern@sunline.org



RAIL SHORT RANGE TRANSIT PLAN FY 2025/26 UPDATE

Citizens and Specialized Transit Advisory Committee

April 14, 2025

Sheldon Peterson, Rail Manager

Multimodal Services Department

RCTC Rail Overview

- Metrolink
- Coachella Valley – San Gorgonio Passenger Rail (CV Rail)
- LOSSAN Joint Powers Authority
- Riverside County Stations
- Rail Studies and Expansion
- Operation Lifesaver Rail Safety Education Program
- This presentation focuses primarily on Metrolink and CV Rail

METROLINK



S RTP FY 25/26

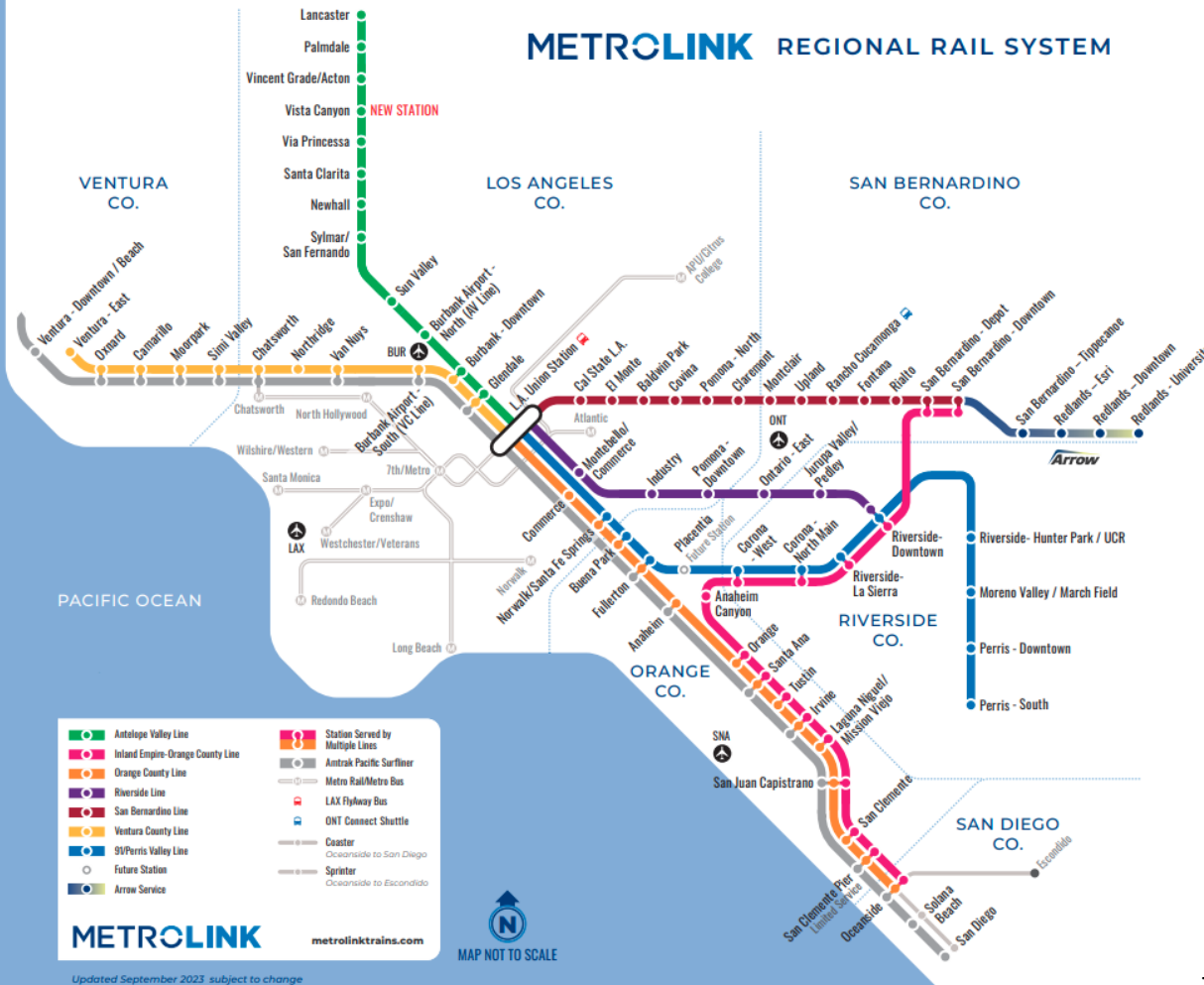
FY24/25

- \$50M for Operating
 - Metrolink Operating \$35M
 - Program Management \$5M
 - Property Management \$2M
 - Station Operating \$8M
- \$97M for Capital
 - Rail Station Capital \$1M
 - Metrolink Capital \$21M
 - CV Rail \$42M
 - PVL Double Track \$33M

FY25/26

- \$55.8M for Operating
 - Metrolink Operating \$33.2M
 - Program Management \$7.3M
 - Property Management \$2.8M
 - Station Operating \$12.5M
- \$66M for Capital
 - Rail Station Capital \$1.1M
 - Metrolink Capital \$12.8M
 - South Perris Station/Layover \$12M
 - Mead Valley Station \$8.8M
 - CV Rail \$31.3 M

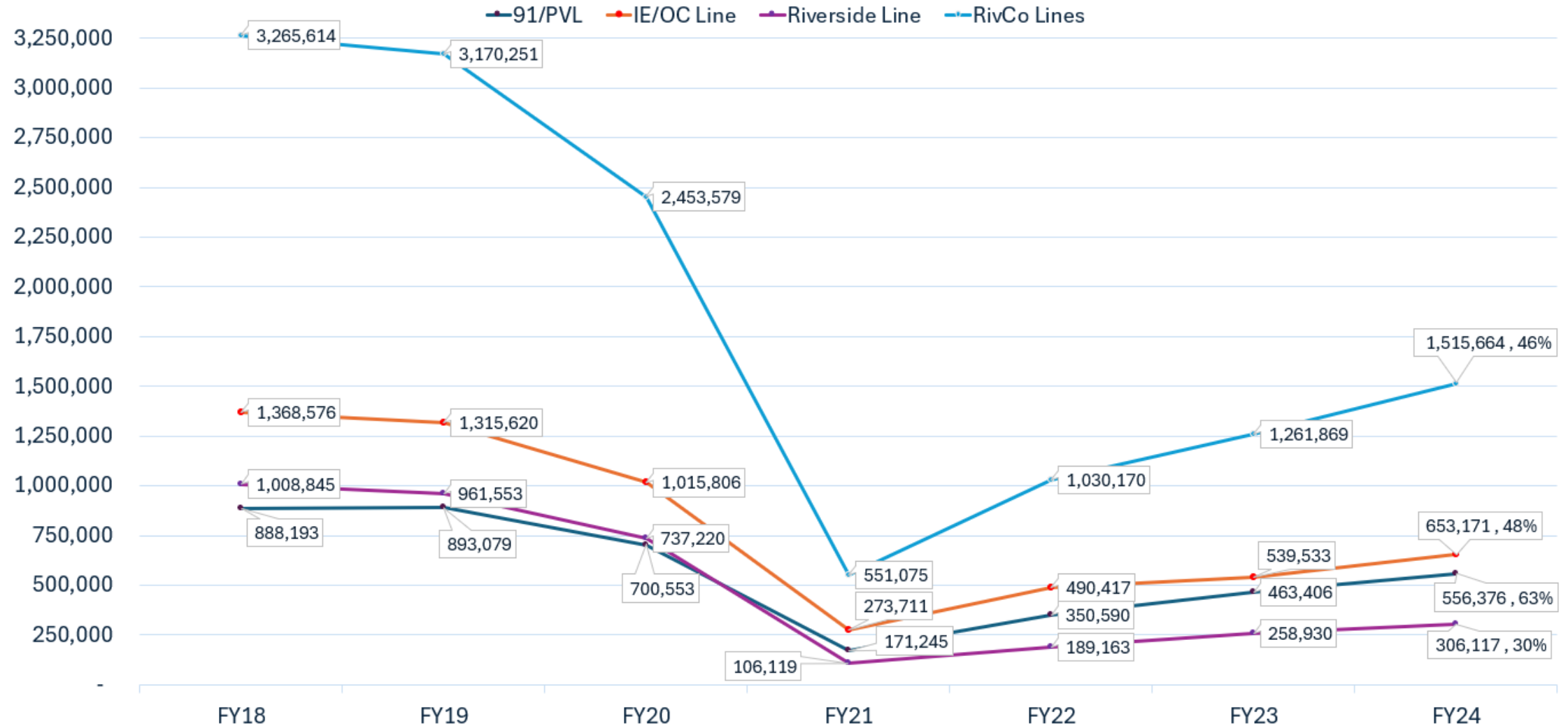
Metrolink Service Overview



- Metrolink operates in the five-county JPA region
- Riverside, IEOC, 91/Perris Valley Lines
 - 42 daily weekday trains
 - 8 weekend trains to Los Angeles and Oceanside
- 9 RCTC Owned Stations
- 91/Perris Valley Line opened June 2016
- RivCo Lines Served Ridership
 - FY2022/2023 – 1,261,869
 - FY2023/2024 – 1,515,663

COVID-19 Ridership Recovery

Pre-COVID, During & Post-COVID Total Ridership





FY 25 Highlights/Goals

- Student Adventure Pass (SAP)
- Mobility 4 All
- Free Rail Pass
- Angels Express Train
- Holiday Express Train

**ANGELS
EXPRESS**
FAN TRAIN

**ALL
ABOARD
THE
HOLIDAY
EXPRESS
TRAIN!**



FY 26 Look Ahead

- Experience Metrolink
- Fare Restructure
- Begin Design phase of Mead Valley Station



Experience Metrolink

- Free fares for 90 days
- For Riverside & San Bernardino County residents
- Through IE Commuter



Fare Restructure

6 Month Pilot

Ticket Type	Before	After
One-Way Ticket	✓	✓
Round-Trip Ticket	✓	✗
5-Day Flex	✓	✓
7-Day Pass	✓	✗
10- Day Flex	✓	✗
Monthly Pass	✓	✓
\$10 Weekend Day Pass	✓	✓
\$10 Holiday Promotion	✓	✓
\$15 Summer Day Pass	✓	✗
SoCal Day Pass	✗	✓

Mead Valley Station

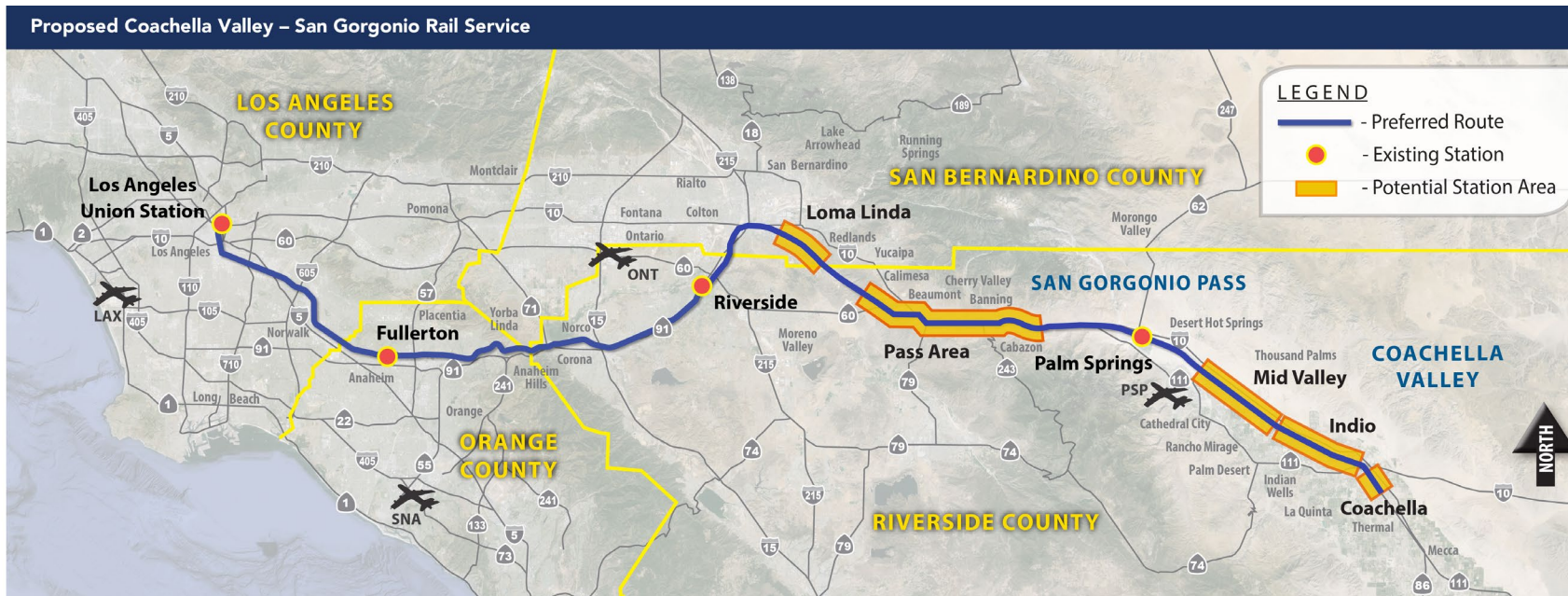
- New Metrolink Station/Mobility Hub
- Located between existing Moreno Valley/March Field and Perris Downtown station
- Along the Metrolink 91/Perris Valley Line
- Project Completion: 5-7 years

Figure 1. Project Location



CV Rail Overview

- Began detailed studies in 2013
- The Final Service Development Plan and Tier 1 Environmental was approved in 2022.
- Current plan is to proceed with Station Studies and initiate the Tier 2 Environmental and Design process.





RIVERSIDE
COUNTY
TRANSPORTATION
COMMISSION

QUESTIONS AND COMMENTS



RCTC VANCLUB

Citizens and Specialized Transit Advisory Council

April 14, 2025

What is a Vanpool?

- A group of 5 to 15 commuters riding together to and from work with similar schedules.
- Share the costs of vehicle, fuel
- 7 to 15 passenger vehicles
- Save time; Save money; reduce emissions;



FTA recognizes
vanpool as
a transit mode



VanClub provides up to \$600 subsidy per month

to help reduce lease costs with approved providers

Minimum Qualifications

- Minimum 5 participants to start
- Minimum 30+ miles commute per day
- Commute 12+ days per month
- Riverside County destination





Ford Transit



Ford Econoline



Honda Odyssey

Vanpool Lease includes:

- Vehicle
- Maintenance
- Insurance
- Roadside assistance
- ADA accommodations



Toyota Sienna



Ford Explorer



Dodge Durango



Chevy Traverse

Why VanClub?

SAVE MONEY

Estimated \$1,035 savings per month
with VanClub subsidy

\$12.4K savings per year*



SAVE TIME

Access to
carpool lanes

SAVE MONEY

Free or
reduced tolls

COMMUTE GREEN

Reduced SOV
emissions

DRIVE LESS. SMILE MORE.

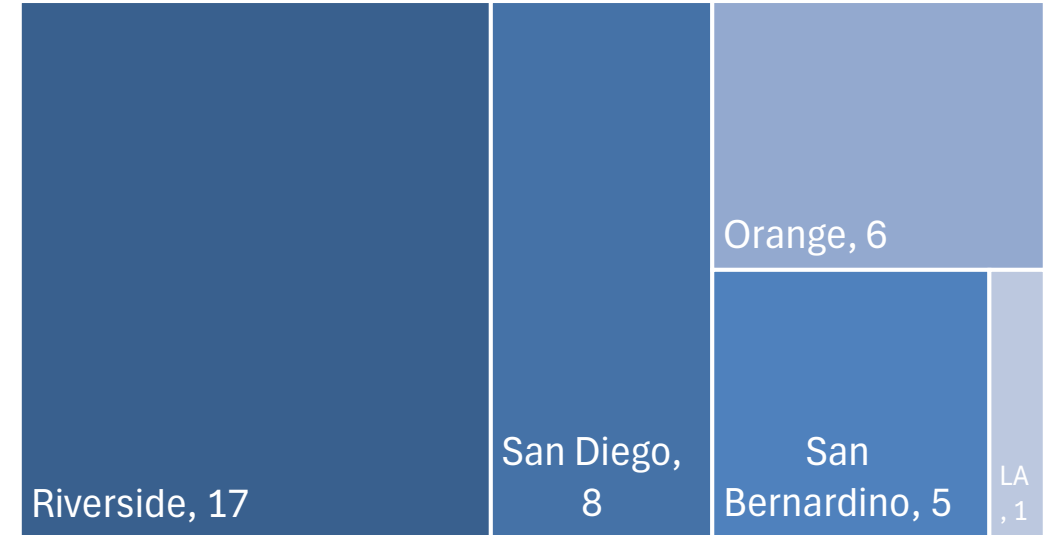
Higher quality
of life

* Irvine to Riverside scenario, 100 roundtrip miles each day, 20 days each month with 5 passengers.

FY 24 Highlights

- 37 vanpools
- 4.8 riders per trip
- 49.5 miles per trip
- 19.3 days per month
- \$600 subsidy
- \$1,483.11 average monthly lease
- \$274.30 monthly “fare”
(out of pocket costs with subsidy)

Origin County



Destination Worksite



Fiscal Year 2025/26

- 64 vanpools by year-end
- \$672.5K FY26 budget





6.6K tons
emissions reduced
479,574 trips reduced
17,612,350 VMT reduced



Program performance since program inception (through June 2024)

QUESTIONS?

DISCUSSION

